

**PART I CRIMES (ACTUAL OFFENSES)
JANUARY - DECEMBER 2004/2005**

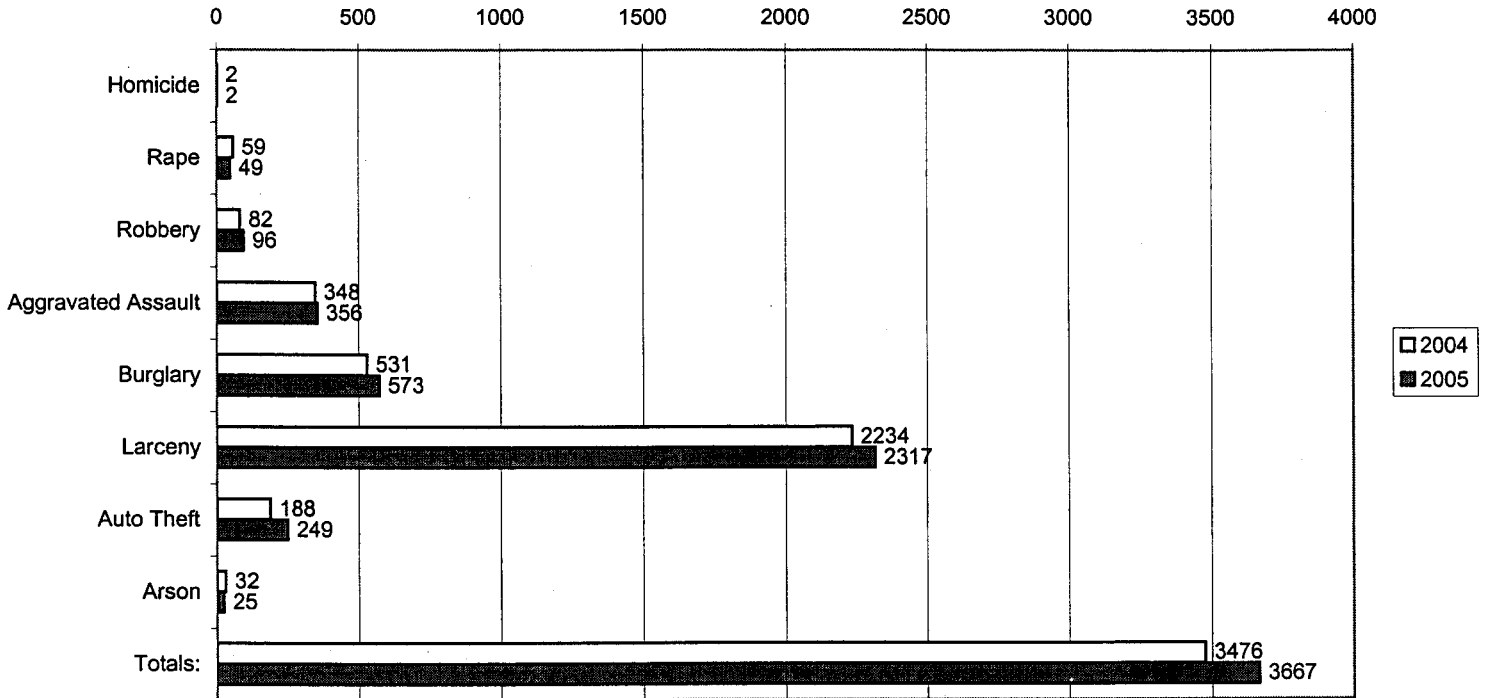
	January - December <u>2004</u>	January - December <u>2005</u>	Percent <u>Change</u>
Homicide	2	2	0%
Rape	59	49	-17%
Robbery	82	96	17%
Aggravated Assault	348	356	2%
Burglary	531	573	8%
Larceny	2234	2317	4%
Auto Theft	188	249	32%
Arson	<u>32</u>	<u>25</u>	-22%
Totals:	3476	3667	5%

PART I CRIMES - TWO YEAR COMPARISON

	JAN 04	JAN 05	FEB 04	FEB 05	MAR 04	MAR 05	APR 04	APR 05	MAY 04	MAY 05	JUN 04	JUN 05
Homicide	0	0	0	0	0	0	0	0	1	0	0	0
Forcible Rape	9	6	7	4	4	7	5	2	5	1	6	4
Robbery	9	10	7	7	6	7	6	10	3	6	8	2
Aggravated Assault	42	40	23	26	31	34	17	32	19	41	24	32
Burglary	43	43	38	45	52	41	32	52	31	67	43	55
Larceny	216	185	167	172	214	179	176	203	186	225	214	157
Auto Theft	13	26	15	24	13	26	13	26	13	16	18	18
Arson	2	2	2	0	2	0	3	0	6	3	8	1
TOTALS:	334	312	259	278	322	294	252	325	264	359	321	269

	JUL 04	JUL 05	AUG 04	AUG 05	SEP 04	SEP 05	OCT 04	OCT 05	NOV 04	NOV 05	DEC 04	DEC 05
Homicide	1	0	0	1	0	1	0	0	0	0	0	0
Forcible Rape	2	7	7	7	6	2	4	1	3	3	1	5
Robbery	8	14	8	15	7	8	9	10	5	3	6	4
Assault	21	25	33	32	31	21	41	34	33	20	33	19
Burglary	47	33	58	36	38	38	48	33	38	47	63	83
Larceny	159	256	184	204	175	203	199	201	150	154	194	178
Auto Theft	20	16	23	24	8	23	22	17	12	21	18	12
Arson	1	7	1	2	0	2	0	3	2	2	5	3
TOTALS:	259	358	314	321	265	298	323	299	243	250	320	304

PART I CRIMES COMPARISON CHART JANUARY - DECEMBER 2004/2005



	Totals:	Arson	Auto Theft	Larceny	Burglary	Aggravated Assault	Robbery	Rape	Homicide
□ 2004	3476	32	188	2234	531	348	82	59	2
■ 2005	3667	25	249	2317	573	356	96	49	2


Crime	1990	1991	1992	1993	1994	1995	1996	1997	1998	1999	2000	2001	2002	2003	2004	2005
Homicide	0	6	1	3	3	4	2	1	2	1	3	1	4	4	2	2
Forcible Rape	32	28	28	8	20	14	12	19	7	19	48	52	43	48	59	49
Robbery	102	85	103	109	130	104	103	85	68	79	72	87	97	112	82	96
Aggravated Assault	207	267	374	354	347	368	460	454	322	283	421	393	316	346	348	356
Burglary	910	730	762	724	806	604	600	479	344	431	402	478	534	523	531	573
Larceny (Theft)	2883	2631	2807	2793	3294	2755	2755	2371	1977	1735	1825	2322	2371	2420	2234	2317
Auto Theft	433	246	193	220	188	229	229	237	156	142	197	209	204	178	188	249
Arson	39	18	16	32	20	18	25	37	25	28	12	19	23	21	32	25
Total	4606	4011	4284	4243	4808	4096	4186	3683	2901	2718	2980	3561	3592	3652	3476	3667

**SANTA CRUZ POLICE DEPARTMENT
YEARLY REPORT OF KNOWN OFFENSES
JANUARY - DECEMBER 2005**

1 Classification of Offenses	2 Offenses Reported or Known to Police	3 Unfounded, i.e., False or Baseless Complaints	4 Number of Actual Offenses	5 Total Offenses Cleared by Arrest or Exceptional Means	6 Number of Clearances Involving Only Persons Under 18 Years of Age
1. CRIMINAL HOMICIDE					
a. Murder & Non-negligent Homicide	11	2	0	2	0
b. Manslaughter by Negligence	12	0	0	0	0
2. FORCIBLE RAPE TOTAL	20	49	0	49	11
a. Rape by Force	21	33	0	33	8
b. Attempts to Commit Forcible Rape	22	16	0	16	3
3. ROBBERY TOTAL	30	96	0	96	26
a. Firearm	31	19	0	19	5
b. Knife or Cutting Instrument	32	10	0	10	1
c. Other Dangerous Weapon	33	11	0	11	5
d. Strong-Arm (Hands, Fists, Feet, etc.)	34	56	0	56	15
4. ASSAULT TOTAL	40	1,074	1	1,073	526
a. Firearm	41	1	0	1	0
b. Knife or Cutting Instrument	42	62	0	62	31
c. Other Dangerous Weapon	43	158	0	158	87
d. Strong-Arm (Hands, Fists, Feet, etc.)	44	135	0	135	80
e. Other Assaults - Simple	45	718	1	717	328
5. BURGLARY TOTAL	50	573	0	573	62
a. Forcible Entry	51	230	0	230	22
b. Unlawful Entry - No Force	52	320	0	320	39
c. Attempted Forcible Entry	53	23	0	23	1
6. LARCENY - THEFT TOTAL	60	2,317	1	2,316	293
7. MOTOR VEHICLE THEFT TOTAL	70	249	1	248	22
a. Autos	71	190	1	189	12
b. Trucks and Buses	72	38	0	38	8
c. Other Vehicles	73	21	0	21	2
GRAND TOTAL	77	4,360	3	4,357	942

SANTA CRUZ PD
155 CENTER ST
SANTA CRUZ, CA 95060
Agency and State
CA0440200
Agency ID
56,000
Population

Month and Year of Report: 1/05 - 12/05

 1/30/06
Signature Date
David Boles Police Records Supervisor
Report Prepared by Title
Howard Skerry
Chief

PROPERTY STOLEN BY CLASSIFICATION


CLASSIFICATION	ACTUAL OFFENSES (Column 4, Return A)		VALUE OF PROPERTY STOLEN
1. MURDER/NONNEGLIGENT MANSLAUGHTER	12	2	\$0
2. FORCIBLE RAPE (Total)	20	49	\$0
3. ROBBERY			
a. Highway (Streets, Alleys, etc.)	31	9	\$1,550
b. Commercial House (Except c, d, f)	32	2	\$8,129
c. Gas or Service Station	33	2	\$24,750
d. Convenience Store	34	1	\$17
e. Residence (Anywhere on the Premises)	35	5	\$12,049
f. Bank	36	4	\$3,030
g. Miscellaneous	37	73	\$22,054
TOTAL ROBBERY	30	96	\$71,579
4. ASSAULT (Not Applicable)			
5. BURGLARY - Breaking or Entering			
a. Residence (Dwelling)			
(1) Night (6 P.M. - 6 A.M.)	51	125	\$418,511
(2) Day (6 A.M. - 6 P.M.)	52	122	\$400,682
(3) Unknown	53	71	\$186,998
b. Non-Residence (Store, Office, etc.)			
(1) Night (6 P.M. - 6 A.M.)	54	143	\$135,137
(2) Day (6 A.M. - 6 P.M.)	55	51	\$29,648
(3) Unknown	56	61	\$83,922
TOTAL BURGLARY	50	573	\$1,254,898
6. LARCENY - Theft (Except Motor Vehicle Theft)			
a. Over \$400	64	686	\$1,224,575
b. \$200 to \$400	61	510	\$146,293
c. \$50 to \$199	62	407	\$43,702
d. Under \$50	63	713	\$7,580
TOTAL LARCENY (Same as Item 6X)	60	2,316	\$1,422,150
7. MOTOR VEHICLE THEFT (Include Alleged Joy Ride)	70	248	\$1,260,940
GRAND TOTAL - All Items	77		\$4,009,567
6x NATURE OF LARCENIES UNDER ITEM 6			
a. Pocket-picking	81	20	\$4,625
b. Purse-Snatching	82	23	\$6,416
c. Shoplifting	83	235	\$16,887
d. From Motor Vehicles (Except e)	84	778	\$499,510
e. Motor Vehicle Parts & Accessories	85	142	\$49,525
f. Bicycles	86	329	\$214,164
g. From Buildings (Except c and h)	87	256	\$377,816
h. From Any Coin-Operated Machine (Parking Meters, etc.)	88	10	\$3,261
j. All Other	89	523	\$249,946
TOTAL LARCENIES (Same as Item 6)	80	2,316	\$1,422,150
7x MOTOR VEHICLES RECOVERED			
a. Stolen Locally and Recovered Locally	91	174	
b. Stolen Locally and Recovered by Other Jurisdictions	92	50	
c. Total Locally Stolen Motor Vehicles Recovered	90	224	
d. Stolen Out of Town, Recovered Locally	93	47	

PROPERTY BY TYPE AND VALUE

Type of Property		Value of Property Stolen and Recovered In Your Jurisdiction	
		Stolen	Recovered
(A) Currency, Notes, etc.	01	\$547,853	\$1,077
(B) Jewelry and Precious Metals	02	\$353,441	\$6,179
(C) Clothing and Furs	03	\$79,885	\$7,882
(D) Locally Stolen Motor Vehicles	04	\$1,331,379	\$1,154,448
(E) Office Equipment	05	\$340,770	\$26,891
(F) Televisions, Radios, Stereos, etc.	06	\$329,888	\$17,383
(G) Firearms	07	\$6,400	\$0
(H) Household Goods	08	\$0	\$0
(I) Consumable Goods	09	\$13,171	\$2,315
(J) Livestock	10	\$0	\$0
(K) Miscellaneous	11	\$1,006,780	\$92,802
TOTAL:	00	\$4,009,567	\$1,308,977

SANTA CRUZ PD
 155 CENTER ST
 SANTA CRUZ, CA 95060
 Agency and State
 CA0440200
 Agency ID
 56,000
 Population

Month and Year of Report: 1/05, 12/05



 Signature _____ Date 1/30/06
 David Boles Police Records Supervisor
 Report Prepared by _____ Title
 Howard Skerry
 Chief

YEARLY ARSON OFFENSES

1	2	3	4	5	6	7	8
Property Classification	Offenses reported or known to police	Unfounded, i.e., false or baseless complaints	Number of actual offenses	Total Offenses cleared by arrest or exceptional means	Number of clearances involving only persons under 18 years of age	Offenses where structures uninhabited, abandoned, or not normally in use	Estimated value of property damage
A. Single Occupancy Residential: Houses, Townhouses, Duplexes, etc.	2	0	2	0	0	0	\$100
B. Other Residential: Apartments, Tenements, Flats, Hotels, Motels, Inns, Dormitories, Boarding Houses, etc.	0	0	0	0	0	0	\$0
C. Storage: Barns, Garages, Warehouses, etc.	0	0	0	0	0	0	\$0
D. Industrial/Manufacturing	0	0	0	0	0	0	\$0
E. Other Commercial: Stores, Restaurants, Offices, etc.	0	0	0	0	0	0	\$0
F. Community/Public: Churches, Jails, Schools, Colleges, Hospitals, etc.	7	0	7	0	0	2	\$45,127
G. All Other Structures: Out Buildings, Monuments, Buildings Under Construction, etc.	1	0	1	0	0	0	\$50
TOTAL STRUCTURE	9	0	9	0	0	2	\$45,277
H. Motor Vehicles: Automobiles, Trucks, Buses, Motorcycles, etc. UCR Definition	0	0	0	0	0		\$0
I. Other Mobile Property: Trailers, Recreational Vehicles, Airplanes, Boats, etc.	5	0	5	0	0		\$8,151
TOTAL MOBILE	5	0	5	0	0		\$8,151
J. Total Other: Crops, Timber, Fences, Signs, etc.	10	0	10	0	0		\$25
GRAND TOTAL	24	0	24	0	0	2	\$53,453

SANTA CRUZ PD
 155 CENTER ST
 SANTA CRUZ, CA 95060
 Agency and State
 CA0440200
 Agency ID
 56,000
 Population


Mont and Year of Report: 1/05 - 12/05


 Signature 1/30/06
 Date
 David Boles Police Records Supervisor
 Report Prepared by Title
 Howard Skerry
 Chief

VIOLENT CRIMES COMMITTED AGAINST SENIORS CITIZENS

TYPE OF VIOLENT CRIME	VICTIMS AGE 60 OR OVER
1) HOMICIDE	0
2) FORCIBLE RAPE	1
3) ROBBERY	4
4) AGGRAVATED ASSAULT	33
<hr/>	
5) TOTAL	38

SANTA CRUZ PD
155 CENTER ST
SANTA CRUZ, CA 95060
Agency and State
CA0440200
Agency ID
56,000
Population


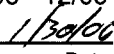
Month and Year of Report: 1/05 - 12/05

Signature _____ Date 1/30/06
David Boles Police Records Supervisor
Report Prepared by _____ Title
Howard Skerry
Chief

DOMESTIC VIOLENCE-RELATED CALLS FOR ASSISTANCE

TYPE OF DATA	NUMBER
TOTAL DOMESTIC VIOLENCE CALLS RECEIVED	417
TOTAL CASES INVOLVING WEAPONS	30
<hr/>	
SUBTOTALS	
FIREARM	0
KNIFE OR CUTTING INSTRUMENT	5
OTHER DANGEROUS WEAPON	15
PERSONAL WEAPON (HANDS, FIST, FEET, ETC.)	10

SANTA CRUZ PD
155 CENTER ST
SANTA CRUZ, CA 95060
Agency and State
CA0440200
Agency ID
56000
Population

Month and Year of Report: 1/05 - 12/05


Signature 
Date

David Boles Police Records Supervisor
Report Prepared by Title

Howard Skerry
Chief

LAW ENFORCEMENT OFFICERS KILLED OR ASSAULTED

OFFICERS KILLED

Number of your law enforcement officers killed in the line of duty this year

By felonious act _____

By accident or negligence _____

OFFICERS ASSAULTED (Do not include officers killed.)

TYPE OF ACTIVITY	Type of Weapon					Type of Assignment							Police Assaults Cleared
	Total Assaults by Weapon	Firearm	Knife	Other Dangerous Weapons	Hands, Fists, Feet, etc.	Two Officer Vehicle	One Officer Vehicle		Detective or Special Assign.		Other		
							Alone	Assisted	Alone	Assisted	Alone	Assisted	
A	B	C	D	E	F	G	H	I	J	K	L	M	
1. Responding to "Disturbance"	15	0	0	0	15	0	7	7	1	0	0	0	15
2. Burglaries in Progress	2	0	0	1	1	0	0	2	0	0	0	0	2
3. Robberies in Progress	0	0	0	0	0	0	0	0	0	0	0	0	0
4. Attempting Other Arrests	6	0	0	0	6	0	0	6	0	0	0	0	6
5. Civil Disorder	0	0	0	0	0	0	0	0	0	0	0	0	0
6. Handling Prisoners	3	0	0	0	3	0	0	3	0	0	0	0	3
7. Suspicious Person/Circum.	6	0	0	0	6	1	4	1	0	0	0	0	6
8. Ambush - No Warning	0	0	0	0	0	0	0	0	0	0	0	0	0
9. Mentally Deranged	10	0	2	0	8	2	1	7	0	0	0	0	10
10. Traffic Pursuit	5	0	0	1	4	1	1	3	0	0	0	0	5
11. All Other	6	0	0	0	6	1	2	0	0	3	0	0	6
12. TOTAL (1-11)	53	0	2	2	49	5	15	29	1	3	0	0	53
13. Number with Personal Injury		0	0	2	26								
14. Number without Personal injury		0	2	0	23								
15. Time of Assaults	A.M.	5	0	0	3	5							
	P.M.	8	3	8	10	3							

12:01 2:00 4:00 6:00 8:00 10:00 12:00


Yearly Hate Crime Report

Agency: Santa Cruz City Police Department

NCIC Number: 4402

Reporting Year: January 2005 – December 2005

There were 12 "Hate Crimes" reported to this department for this year.


Signature and Title

Police Records Supervisor

(831) 420-5873

Phone

PLEASE RETURN TO:

State of California
Department of Justice
Bureau of Criminal Information and Analysis
Law Enforcement Information Center
P.O. Box 903427
Sacramento, CA 94203-4270

Attn: Bias-Motivated Crime Program

MONTHLY REPORT OF
ANTI-REPRODUCTIVE RIGHTS CRIMES (ARRC)
SUMMARY WORKSHEET

AGENCY Santa Cruz City Police Department	
NCIC NUMBER 4402	REPORTING MONTH / YEAR 1/05 - 12/05
<input type="checkbox"/> THERE WERE _____ ARRCs REPORTED TO THIS DEPARTMENT FOR THIS MONTH (Attach Data Collection Worksheets)	
<input checked="" type="checkbox"/> THERE WERE NO ARRCs REPORTED TO THIS DEPARTMENT FOR THIS Year	
PREPARER'S NAME David Boles Police Records Supervisor	TELEPHONE NUMBER (831) 420-5873
SUBMIT THIS SUMMARY SHEET WITH THE ARRC DATA COLLECTION WORKSHEET(S), IF ANY, TO: State of California Department of Justice CRIMINAL JUSTICE STATISTICS CENTER P. O. Box 903427 Sacramento, CA 94203-4270 ATTN: Anti-Reproductive Rights Crimes	

Purpose:

It is the intent of the Department of Justice to:

- Collect data on all crimes relating to violations of the Reproductive Rights Law Enforcement Act.
- Collect data on the threatened commission of anti-reproductive rights crimes and persons suspected of committing these crimes or making these threats.
- Distinguish between crimes of violence and non-violence.

INSTRUCTIONS FOR COMPLETION:

SUBMIT ANTI-REPRODUCTIVE RIGHTS CRIMES (ARRC) AS DEFINED IN PENAL CODE SECTION 13776 (A). SEE REVERSE SIDE OF THIS FORM FOR PENAL CODE STATUTES TO BE USED WHEN COMPLETING THIS FORM.

NOTE: It is the purpose of this legislation to collect data on any crime committed partly or wholly because the victim is a reproductive health services client, provider, or assistant, or a crime that is partly or wholly intended to intimidate the victim, any other person or entity, or any class of persons or entities from becoming or remaining a reproductive health services client, provider, or assistant.

Requirement:

This form should be submitted monthly whether or not an ARRC occurred.

Frequency:

Submit monthly, by the 10th working day for the preceding month (for example, July data should be submitted by the 10th working day in August).

Reporting # of ARRCs:

If there are ARRCs to be reported by your agency, check the first box and enter the total number of ARRCs for the reporting month. Attach Data Collection Worksheets for each ARRC reported.

If there were no ARRCs to report, check the second box and submit the Summary Worksheet only.