

**PART I CRIMES (ACTUAL OFFENSES)
FEBRUARY 2010**

	FEBRUARY		Percent Change	Year to Date		Percent Change
	2009	2010		2009	2010	
Homicide	0	0	0	1	3	200%
Rape	3	3	0%	5	6	20%
Robbery	6	8	33%	12	18	50%
Aggravated Assault	25	22	-12%	61	49	-20%
Burglary	30	20	-33%	70	49	-30%
Larceny	155	120	-23%	387	284	-27%
Auto Theft	15	10	-33%	28	21	-25%
Arson	1	0	-100%	2	0	-100%
Totals:	235	183	-22%	566	430	-24%

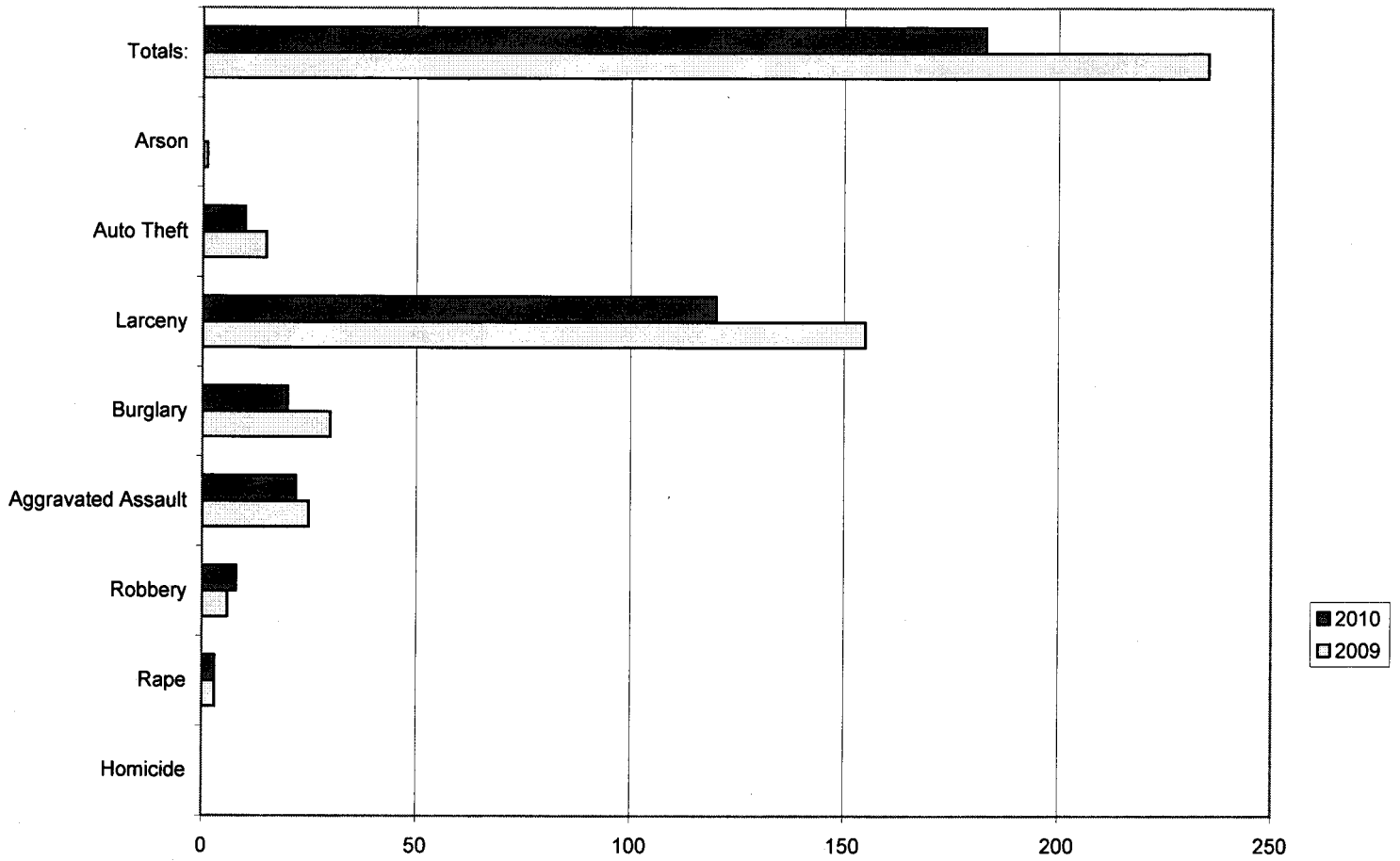
PART I CRIMES - TWO YEAR COMPARISON

	JAN 09	JAN 10	FEB 09	FEB 10	MAR 09	MAR 10	APR 09	APR 10	MAY 09	MAY 10	JUN 09	JUN 10
Homicide	1	3	0	0	0	0	0	0	0	0	0	0
Forcible Rape	2	3	3	3	2	0	4	0	1	0	6	0
Robbery	6	10	6	8	6	0	7	0	5	0	11	0
Aggravated Assault	36	27	25	22	17	0	34	0	21	0	25	0
Burglary	40	29	30	20	41	0	29	0	57	0	35	0
Larceny	232	164	155	120	197	0	193	0	195	0	218	0
Auto Theft	13	11	15	10	16	0	12	0	11	0	16	0
Arson	1	0	1	0	1	0	4	0	6	0	0	0
TOTALS:	331	247	235	183	280	0	283	0	296	0	311	0

	JUL 09	JUL 10	AUG 09	AUG 10	SEP 09	SEP 10	OCT 09	OCT 10	NOV 09	NOV 10	DEC 09	DEC 10
Homicide	1	0	0	0	0	0	1	0	1	0	0	0
Forcible Rape	1	0	3	0	4	0	1	0	8	0	1	0
Robbery	5	0	11	0	11	0	8	0	9	0	6	0
Assault	26	0	32	0	34	0	27	0	23	0	22	0
Burglary	37	0	32	0	42	0	41	0	46	0	36	0
Larceny	231	0	220	0	171	0	298	0	219	0	139	0
Auto Theft	19	0	22	0	12	0	15	0	16	0	15	0
Arson	5	0	0	0	3	0	1	0	0	0	0	0
TOTALS:	325	0	320	0	277	0	392	0	322	0	219	0

YEAR TO DATE TOTALS ARE NOT FINALIZED UNTIL THE END OF THE CALENDAR YEAR

PART I CRIMES COMPARISON CHART FEBRUARY 2009 - FEBRUARY 2010



	Homicide	Rape	Robbery	Aggravated Assault	Burglary	Larceny	Auto Theft	Arson	Totals:
■ 2010	0	3	8	22	20	120	10	0	183
▨ 2009	0	3	6	25	30	155	15	1	235

MONTHLY REPORT OF OFFENSES KNOWN TO THE POLICE:

RETURN A

This report is authorized by law Title 28, Section 534, U.S. Code. While you are not required to report, your cooperation in forwarding this report by the seventh day after the close of the month to Uniform Crime Reports, Federal Bureau of Investigation, Washington, D.C. 20535, will assist in compiling comprehensive, accurate national crime figures on a timely basis.

1 Classification of Offenses	2 Offenses Reported or Known to Police	3 Unfounded, i.e., False or Baseless Complaints	4 Number of Actual Offenses	5 Total Offenses Cleared by Arrest or Exceptional Means	6 Number of Clearances Involving Only Persons Under 18 Years of Age
1. CRIMINAL HOMICIDE					
a. Murder and Non-negligent Homicide	11				
b. Manslaughter by Negligence	12				
2. FORCIBLE RAPE TOTAL					
a. Rape by Force	20	4	1	3	3
b. Attempts to Commit Forcible Rape	21	5	1	4	3
	22	-1		-1	
3. ROBBERY TOTAL					
a. Firearm	30	8		8	1
b. Knife or Cutting Instrument	31	1		1	
c. Other Dangerous Weapon	32	2		2	
d. Strong-Arm (Hands, Fists, Feet, etc.)	33				
	34	5		5	1
4. ASSAULT TOTAL					
a. Firearm	40	69		69	1
b. Knife or Cutting Instrument	41				
c. Other Dangerous Weapon	42	5		5	
d. Strong-Arm (Hands, Fists, Feet, etc.)	43	4		4	
e. Other Assaults - Simple	44	13		13	
	45	47		47	33
5. BURGLARY TOTAL					
a. Forcible Entry	50	20		20	6
b. Unlawful Entry - No Force	51	10		10	3
c. Attempted Forcible Entry	52	10		10	3
	53				
6. LARCENY - THEFT TOTAL					
	60	120		120	20
7. MOTOR VEHICLE THEFT TOTAL					
a. Autos	70	11	1	10	1
b. Trucks and Buses	71	11	1	10	1
c. Other Vehicles	72	1		1	
	73	-1		-1	
GRAND TOTAL	77	232	2	230	77
					4


Checking any of the appropriate blocks below will eliminate your need to submit reports when the values are zero. This will also aid the national program in its quality control efforts.

- No Supplementary Homicide Report Submitted.
- No Supplement to Return A Submitted.
- No Law Enforcement Officers Killed or Assaulted.
- No Violent Crimes Against Seniors.
- No Hate Crimes.

- No Persons Under 18 Arrested.
- No Persons 18 or Over Arrested.
- No Arson Offenses Occurred.
- No Domestic Violence-Related Calls.
- No Anti-Reproduction Rights Crimes.

SANTA CRUZ PD
 155 CENTER ST
 SANTA CRUZ, CA 95060
 Agency and State
 CA0440200
 Agency ID
 56,000
 Population

Month and Year of Report: 02/10

Signature:  Date: 3/5/10
 Report Prepared by: Jacquie Drechsler Title: Records Supervisor
 Chief: Howard Skerry

**MONTHLY REPORT OF OFFENSES KNOWN TO THE POLICE:
SUPPLEMENT TO RETURN A**

PROPERTY STOLEN BY CLASSIFICATION

CLASSIFICATION		ACTUAL OFFENSES (Column 4, Return A)	VALUE OF PROPERTY STOLEN
1. Murder/Nonnegligent Manslaughter	12		
2. Forcible Rape (Total)	20	3	
3. Robbery			
(a) Highway (Streets, Alleys, etc.)	31	3	\$1,265
(b) Commercial House (Except c, d, f)	32		
(c) Gas or Service Station	33		
(d) Convenience Store	34	1	\$41
(e) Residence (Anywhere on the Premises)	35		
(f) Bank	36		
(g) Miscellaneous	37	4	\$3,070
TOTAL ROBBERY	30	8	\$4,376
4. Assault (Not Applicable)			
5. Burglary - Breaking or Entering			
(a) Residence (Dwelling)			
(1) Night (6 P.M. - 6 A.M.)	51	2	
(2) Day (6 A.M. - 6 P.M.)	52	3	\$3,180
(3) Unknown	53	3	\$2,980
(b) Non-Residence (Store, Office, etc.)			
(1) Night (6 P.M. - 6 A.M.)	54	6	\$11,558
(2) Day (6 A.M. - 6 P.M.)	55	3	\$443
(3) Unknown	56	3	\$3,970
TOTAL BURGLARY	50	20	\$22,131
6. Larceny - Theft (Except Motor Vehicle Theft)			
(a) Over \$400	64	45	\$77,792
(b) \$200 to \$400	61	28	\$8,121
(c) \$50 to \$199	62	19	\$2,223
(d) Under \$50	63	28	\$296
TOTAL LARCENY (Same as Item 6X)	60	120	\$88,432
7. Motor Vehicle Theft (Include Alleged Joy Ride)	70	11	\$93,024
GRAND TOTAL - All Items	77		\$207,963
Additional Analysis of Larceny and Motor Vehicle Theft			
6X. Nature of Larcenies Under Item 6			
(a) Pocket-Picking	81		
(b) Purse-Snatching	82		
(c) Shoplifting	83	18	\$576
(d) From Motor Vehicles (Except e)	84	50	\$36,591
(e) Motor Vehicle Parts and Accessories	85	5	\$299
(f) Bicycles	86	20	\$14,446
(g) From Buildings (Except c and h)	87	11	\$15,915
(h) From Any Coin-Operated Machine (Parking Meters, etc.)	88		
(i) All Other	89	16	\$20,605
TOTAL LARCENIES (Same as Item 6)	80	120	\$88,432
7X. Motor Vehicles Recovered			
(a) Stolen Locally and Recovered Locally	91	6	
(b) Stolen Locally and Recovered by Other Jurisdictions	92	3	
(c) Total Locally Stolen Motor Vehicles Recovered	90	9	
(d) Stolen Out of Town, Recovered Locally	93	1	

**MONTHLY REPORT OF OFFENSES KNOWN TO THE POLICE:
SUPPLEMENT TO RETURN A**

PROPERTY BY TYPE AND VALUE

Type of Property		Value of Property Stolen and Recovered In Your Jurisdiction	
		Stolen	Recovered
(A) Currency, Notes, etc.	01	\$9,164	
(B) Jewelry and Precious Metals	02	\$5,854	
(C) Clothing and Furs	03	\$6,180	\$244
(D) Locally Stolen Motor Vehicles	04	\$92,600	\$83,800
(E) Office Equipment	05	\$37,766	\$5,770
(F) Televisions, Radios, Stereos, etc.	06	\$10,367	
(G) Firearms	07	\$150	
(H) Household Goods	08		
(I) Consumable Goods	09	\$357	\$172
(J) Livestock	10		
(K) Miscellaneous	11	\$45,525	\$1,208
TOTAL	00	\$207,963	\$91,194


NOTE: Total of column (2) should agree with grand total (DATA ENTRY 77) shown on page 2. In column (3) include all property recovered even though stolen in prior months. The above is an accounting for only that property stolen in your jurisdiction. This will include property recovered for you by other jurisdictions but not property you recover for them.

SANTA CRUZ PD
155 CENTER ST
SANTA CRUZ, CA 95060
 Agency and State

CA0440200
 Agency ID

56,000
 Population

Month and Year of Report: **02/10**

Signature  Date **3/5/10**
Jacqui Drechsler Rewards Supervisor
 Report Prepared by Title
Howard Skerry
 Chief

MONTHLY REPORT OF OFFENSES KNOWN TO THE POLICE:

ARSON OFFENSES

This report is authorized by law Title 28, Section 534, United States Code, and the enactment of the fiscal year 1979, Department of Justice Authorization Bill S. 3151. While you are not required to respond, your cooperation in using this form to report all incidents of arson which become known to your department during the month will assist the FBI in compiling comprehensive, accurate data on a timely basis.

1	2	3	4	5	6	7	8
Property Classification	Offenses reported or known to police	Unfounded, i.e., false or baseless complaints	Number of actual offenses	Total offenses cleared by arrest or exceptional means	Number of clearances involving only persons under 18 years of age	Offenses where structures uninhabited, abandoned, or not normally in use	Estimated value of property damage
A. Single Occupancy Residential: Houses, Townhouses, Duplexes, etc.							
B. Other Residential: Apartments, Tenements, Flats, Hotels, Motels, Inns, Dormitories, Boarding Houses, etc.							
C. Storage: Barns, Garages, Warehouses, etc.							
D. Industrial/Manufacturing							
E. Other Commercial: Stores, Restaurants, Offices, etc.							
F. Community/Public: Churches, Jails, Schools, Colleges, Hospitals, etc.							
G. All Other Structures: Out Buildings, Monuments, Buildings Under Construction, etc.							
TOTAL STRUCTURE							
H. Motor Vehicles: Automobiles, Trucks, Buses, Motorcycles, etc. UCR Definition							
I. Other Mobile Property: Trailers, Recreational Vehicles, Airplanes, Boats, etc.							
TOTAL MOBILE							
J. Total Other: Crops, Timber, Fences, Signs, etc.							
GRAND TOTAL							

SANTA CRUZ PD
 155 CENTER ST
 SANTA CRUZ, CA 95060
 Agency and State
 CA0440200
 Agency ID
 56,000
 Population

Month and Year of Report: 02/10

Signature Jacqui Drechsler Date 3/5/10
 Report Prepared by Howard Skerry Title Chief

**MONTHLY REPORT OF OFFENSES KNOWN TO THE POLICE:
VIOLENT CRIMES COMMITTED AGAINST SENIOR CITIZENS**

In accordance with Senate concurrent resolution no. 64

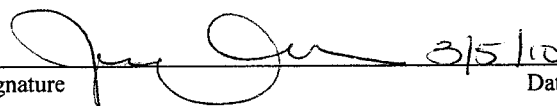
<u>TYPE OF VIOLENT CRIME</u>	<u>VICTIMS AGE 60 OR OVER</u>
1) HOMICIDE	
2) FORCIBLE RAPE	
3) ROBBERY	1
4) AGGRAVATED ASSAULT	5
<hr/>	
5) TOTAL	6

SANTA CRUZ PD
155 CENTER ST
SANTA CRUZ, CA 95060
Agency and State

CA0440200
Agency ID

56,000
Population

Month and Year of Report: **02/10**



Signature _____ Date **3/5/10**
Jacqui Drechsler *Records Supervisor*
Report Prepared by _____ Title
Howard Skerry
Chief

**MONTHLY REPORT OF OFFENSES KNOWN TO THE POLICE:
DOMESTIC VIOLENCE-RELATED CALLS FOR ASSISTANCE
California Penal Code (PC) Section 13730 (a)**

<u>TYPE OF DATA</u>	<u>NUMBER</u>
TOTAL DOMESTIC VIOLENCE CALLS RECEIVED	21
TOTAL CASES INVOLVING WEAPONS	4
<hr/>	
<u>SUBTOTALS</u>	
<hr/>	
FIREARM	
KNIFE OR CUTTING INSTRUMENT	
OTHER DANGEROUS WEAPON	1
PERSONAL WEAPON (HANDS, FIST, FEET, ETC.)	3

SANTA CRUZ PD
155 CENTER ST
SANTA CRUZ, CA 95060
Agency and State
CA0440200
Agency ID
56,000
Population

Month and Year of Report: **02/10**


Signature _____ Date **2/5/10**
Jacqui Drechsler _____
Report Prepared by _____ Title **Rurds Supervisor**
Howard Skerry _____
Chief

**MONTHLY REPORT OF OFFENSES KNOWN TO THE POLICE:
HATE CRIMES**

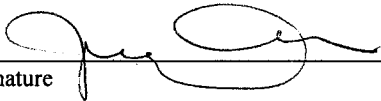
There were no "Hate Crimes" reported to this department for this month.

SANTA CRUZ PD
155 CENTER ST
SANTA CRUZ, CA 95060
Agency and State

CA0440200
Agency ID

56,000
Population

Month and Year of Report:

 3/5/10
Signature Date

Jacqui Drechsler *Records Supervisor*
Report Prepared by Title

Howard Skerry
Chief

LAW ENFORCEMENT OFFICERS KILLED OR ASSAULTED

It is requested this report be completed and transmitted with monthly crime reports to: Director, Federal Bureau of Investigation, Uniform Crime Reports, Washington, D.C. 20535. This form should be used to report the number of your officers who were assaulted or killed in the line of duty during the month. Additional information concerning officers killed will be requested by a separate questionnaire.

OFFICERS KILLED

Number of your law enforcement officers killed in the line of duty this month

By felonious act _____

By accident or negligence _____

OFFICERS ASSAULTED (Do not include officers killed.)

Type of Activity	Type of Weapon					Type of Assignment								Police Assaults Cleared		
	Total Assaults by Weapon		Firearm	Knife	Other Dangerous Weapon	Hands, Fists, Feet, etc.	Two Officer Vehicle	One Officer Vehicle	Detective or Special Assign.		Other					
	A	B							C	D	E	F	G		H	I
1. Responding to "Disturbance"																
2. Burglaries in Progress																
3. Robberies in Progress																
4. Attempting Other Arrests	2					2			2							2
5. Civil Disorder																
6. Handling Prisoners																
7. Suspicious Person/Circum.																
8. Ambush - No Warning																
9. Mentally Deranged																
10. Traffic Pursuits																
11. All Other																
12. TOTAL (1-11)	2					2			2							2
13. Number With Personal Injury																
14. Number Without Personal Injury						2										
15. Time of Assaults	A.M.				2											
	P.M.															

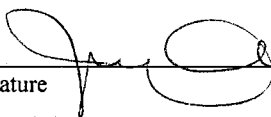
12:01 2:00 4:00 6:00 8:00 10:00 12:00

SANTA CRUZ PD
155 CENTER ST
SANTA CRUZ, CA 95060
Agency and State

CA0440200
Agency ID

56,000
Population

Month and Year of Report: 02/10

Signature  Date 3/5/10
Report Prepared by Jacquie Drechsler Title Rands Supervisor
Howard Skerry
Chief

MONTHLY REPORT OF
ANTI-REPRODUCTIVE RIGHTS CRIMES (ARRC)
SUMMARY WORKSHEET

AGENCY SANTA CRUZ PD	
NCIC NUMBER CA0440200	REPORTING MONTH/YEAR 02/2010
<input type="checkbox"/> THERE WERE ___ ARRCs REPORTED TO THIS DEPARTMENT FOR THIS MONTH (Attach Data Collection Worksheets)	
<input checked="" type="checkbox"/> THERE WERE NO ARRCs REPORTED TO THIS DEPARTMENT FOR THIS MONTH	
PREPARER'S NAME Jacqui Drechsler	TELEPHONE NUMBER (831) 420-5874
SUBMIT THIS SUMMARY SHEET WITH THE ARRC DATA COLLECTION WORKSHEET(S), IF ANY, TO State of California Department of Justice CRIMINAL JUSTICE STATISTICS CENTER P.O. Box 903427 Sacramento, CA 94203-4270 ATTN: Anti-Reproductive Rights Crimes	

Purpose:

It is the intent of the Department of Justice to:

- * Collect data on all crimes relating to violations of the Reproductive Rights Law Enforcement Act.
- * Collect data on the threatened commission of anti-reproductive rights crimes and persons suspected of committing these crimes or making these threats.
- *Distinguish between crimes of violence and non-violence.

INSTRUCTIONS FOR COMPLETION:

SUBMIT ANTI-REPRODUCTIVE RIGHTS CRIMES (ARRC) AS DEFINED IN PENAL CODE SECTION 13776 (A). SEE REVERSE OF THIS FORM FOR PENAL CODE STATUTES TO BE USED WHEN COMPLETING THIS FORM.

NOTE: It is the purpose of this legislation to collect data on any crime committed partly or wholly because the victim is a reproductive health services client, provider, or assistant, or a crime that is partly or wholly intended to intimidate the victim, or any other person or entity, or any class of persons or entities from becoming or remaining a reproductive health services client, provider or assistant.

Requirement:

This form should be submitted monthly whether or not an ARRC occurred.

Frequency:

Submit monthly, by the 10th working day for the preceding month (for example, July data should be submitted by the 10th working day in August).

Reporting # of ARRCs:

If there are ARRCs to be reported by your agency, check the first box and enter the total number of ARRCs for the reporting month. Attach Data Collection Worksheets for each ARRC report.

If there were no ARRCs to report, check the second box and submit the Summary Worksheet only.