

PART I CRIMES (ACTUAL OFFENSES)
JUNE 2010

	JUNE		Percent Change	Year to Date		Percent Change
	2009	2010		2009	2010	
Homicide	0	0	0	1	5	400%
Rape	6	1	-83%	18	16	-11%
Robbery	11	10	-9%	41	54	32%
Aggravated Assault	25	30	20%	158	192	22%
Burglary	35	57	63%	232	221	-5%
Larceny	218	213	-2%	1190	1152	-3%
Auto Theft	16	23	44%	83	88	6%
Arson	0	4	400%	13	9	-31%
Totals:	311	338	9%	1736	1737	0%

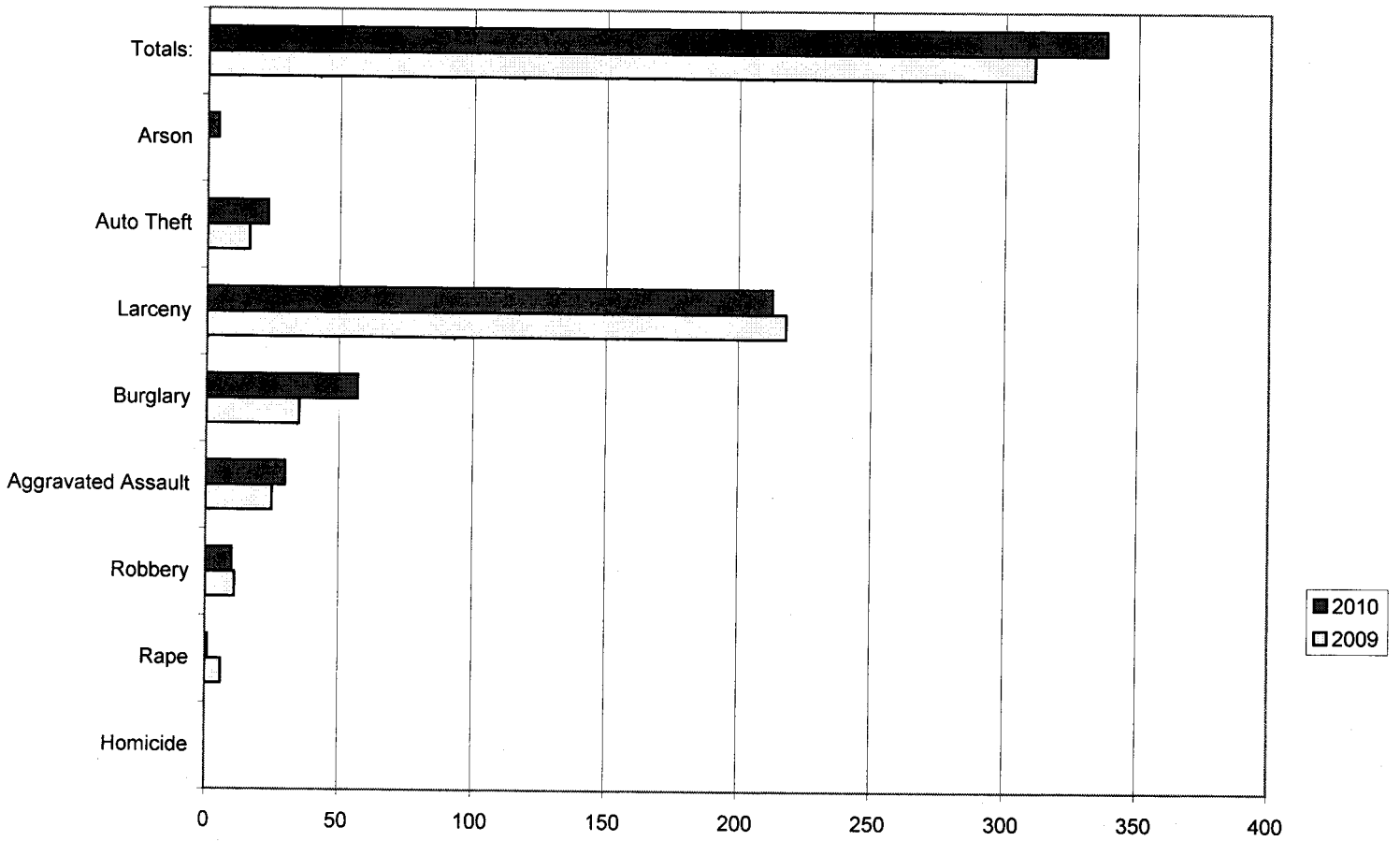
PART I CRIMES - TWO YEAR COMPARISON

	JAN 09	JAN 10	FEB 09	FEB 10	MAR 09	MAR 10	APR 09	APR 10	MAY 09	MAY 10	JUN 09	JUN 10
Homicide	1	3	0	0	0	0	0	1	0	1	0	0
Forcible Rape	2	3	3	3	2	6	4	2	1	1	6	1
Robbery	6	10	6	8	6	12	7	6	5	8	11	10
Aggravated Assault	36	27	25	22	17	40	34	34	21	39	25	30
Burglary	40	29	30	20	41	35	29	27	57	53	35	57
Larceny	232	164	155	120	197	239	193	212	195	204	218	213
Auto Theft	13	11	15	10	16	10	12	17	11	17	16	23
Arson	1	0	1	0	1	3	4	1	6	1	0	4
TOTALS:	331	247	235	183	280	345	283	300	296	324	311	338

	JUL 09	JUL 10	AUG 09	AUG 10	SEP 09	SEP 10	OCT 09	OCT 10	NOV 09	NOV 10	DEC 09	DEC 10
Homicide	1	0	0	0	0	0	1	0	1	0	0	0
Forcible Rape	1	0	3	0	4	0	1	0	8	0	1	0
Robbery	5	0	11	0	11	0	8	0	9	0	6	0
Assault	26	0	32	0	34	0	27	0	23	0	22	0
Burglary	37	0	32	0	42	0	41	0	46	0	36	0
Larceny	231	0	220	0	171	0	298	0	219	0	139	0
Auto Theft	19	0	22	0	12	0	15	0	16	0	15	0
Arson	5	0	0	0	3	0	1	0	0	0	0	0
TOTALS:	325	0	320	0	277	0	392	0	322	0	219	0

YEAR TO DATE TOTALS ARE NOT FINALIZED UNTIL THE END OF THE CALENDAR YEAR

PART I CRIMES COMPARISON CHART JUNE 2009 - JUNE 2010



	Homicide	Rape	Robbery	Aggravated Assault	Burglary	Larceny	Auto Theft	Arson	Totals:
■ 2010	0	1	10	30	57	213	23	4	338
□ 2009	0	6	11	25	35	218	16	0	311

**MONTHLY REPORT OF OFFENSES KNOWN TO THE POLICE:
RETURN A**

This report is authorized by law Title 28, Section 534, U.S. Code. While you are not required to report, your cooperation in forwarding this report by the seventh day after the close of the month to Uniform Crime Reports, Federal Bureau of Investigation, Washington, D.C. 20535, will assist in compiling comprehensive, accurate national crime figures on a timely basis.

1 Classification of Offenses	2 Offenses Reported or Known to Police	3 Unfounded, i.e., False or Baseless Complaints	4 Number of Actual Offenses	5 Total Offenses Cleared by Arrest or Exceptional Means	6 Number of Clearances Involving Only Persons Under 18 Years of Age
1. CRIMINAL HOMICIDE					
a. Murder and Non-negligent Homicide	11				
b. Manslaughter by Negligence	12				
2. FORCIBLE RAPE TOTAL					
a. Rape by Force	21	2	1		
b. Attempts to Commit Forcible Rape	22		1		
3. ROBBERY TOTAL					
a. Firearm	31	10	2	1	
b. Knife or Cutting Instrument	32	1	1		
c. Other Dangerous Weapon	33	2	2	1	
d. Strong-Arm (Hands, Fists, Feet, etc.)	34	5	5		
4. ASSAULT TOTAL					
a. Firearm	41	84	2	38	
b. Knife or Cutting Instrument	42	2	2		
c. Other Dangerous Weapon	43	14	14	4	
d. Strong-Arm (Hands, Fists, Feet, etc.)	44	14	14	9	
e. Other Assaults - Simple	45	54	54	25	
5. BURGLARY TOTAL					
a. Forcible Entry	51	57	14	3	
b. Unlawful Entry - No Force	52	42	42	1	
c. Attempted Forcible Entry	53	1	1	2	
6. LARCENY - THEFT TOTAL					
	60	213	213	35	5
7. MOTOR VEHICLE THEFT TOTAL					
a. Autos	71	23	16		
b. Trucks and Buses	72	1	1		
c. Other Vehicles	73	6	6		
GRAND TOTAL	77	389	1	388	5

Checking any of the appropriate blocks below will eliminate your need to submit reports when the values are zero. This will also aid the national program in its quality control efforts.

- | | |
|---|---|
| <input checked="" type="checkbox"/> No Supplementary Homicide Report Submitted. | <input type="checkbox"/> No Persons Under 18 Arrested. |
| <input type="checkbox"/> No Supplement to Return A Submitted. | <input type="checkbox"/> No Persons 18 or Over Arrested. |
| <input type="checkbox"/> No Law Enforcement Officers Killed or Assaulted. | <input type="checkbox"/> No Arson Offenses Occurred. |
| <input type="checkbox"/> No Violent Crimes Against Seniors. | <input type="checkbox"/> No Domestic Violence-Related Calls. |
| <input type="checkbox"/> No Hate Crimes. | <input checked="" type="checkbox"/> No Anti-Reproduction Rights Crimes. |

SANTA CRUZ PD
155 CENTER ST
SANTA CRUZ, CA 95060
Agency and State

CA0440200
Agency ID

56,000
Population

Month and Year of Report: **06/10**

Signature *Jacqueline Drechsler* Date 7/8/10
Jacqueline Drechsler Rewards Supervisor
 Report Prepared by _____ Title _____
Howard Skerry
 Chief

**MONTHLY REPORT OF OFFENSES KNOWN TO THE POLICE:
SUPPLEMENT TO RETURN A**

PROPERTY STOLEN BY CLASSIFICATION

CLASSIFICATION		ACTUAL OFFENSES (Column 4, Return A)	VALUE OF PROPERTY STOLEN
1. Murder/Nonnegligent Manslaughter	12		
2. Forcible Rape (Total)	20	1	
3. Robbery			
(a) Highway (Streets, Alleys, etc.)	31	1	\$17
(b) Commercial House (Except c, d, f)	32		
(c) Gas or Service Station	33		
(d) Convenience Store	34		
(e) Residence (Anywhere on the Premises)	35	1	\$3,230
(f) Bank	36	1	\$4,071
(g) Miscellaneous	37	7	\$610
TOTAL ROBBERY	30	10	\$7,928
4. Assault (Not Applicable)			
5. Burglary - Breaking or Entering			
(a) Residence (Dwelling)			
(1) Night (6 P.M. - 6 A.M.)	51	13	\$19,529
(2) Day (6 A.M. - 6 P.M.)	52	28	\$53,021
(3) Unknown	53	6	\$13,178
(b) Non-Residence (Store, Office, etc.)			
(1) Night (6 P.M. - 6 A.M.)	54	5	\$19,136
(2) Day (6 A.M. - 6 P.M.)	55	3	\$1,222
(3) Unknown	56	2	\$4,110
TOTAL BURGLARY	50	57	\$110,196
6. Larceny - Theft (Except Motor Vehicle Theft)			
(a) Over \$400	64	88	\$181,299
(b) \$200 to \$400	61	51	\$15,261
(c) \$50 to \$199	62	24	\$2,873
(d) Under \$50	63	50	\$658
TOTAL LARCENY (Same as Item 6X)	60	213	\$200,091
7. Motor Vehicle Theft (Include Alleged Joy Ride)	70	23	\$117,200
GRAND TOTAL - All Items	77		\$435,415
Additional Analysis of Larceny and Motor Vehicle Theft			
6X. Nature of Larcenies Under Item 6			
(a) Pocket-Picking	81	1	\$200
(b) Purse-Snatching	82	1	\$65
(c) Shoplifting	83	24	\$2,830
(d) From Motor Vehicles (Except e)	84	89	\$129,035
(e) Motor Vehicle Parts and Accessories	85	7	\$1,020
(f) Bicycles	86	32	\$35,183
(g) From Buildings (Except c and h)	87	20	\$10,833
(h) From Any Coin-Operated Machine (Parking Meters, etc.)	88	1	\$210
(i) All Other	89	38	\$20,715
TOTAL LARCENIES (Same as Item 6)	80	213	\$200,091
7X. Motor Vehicles Recovered			
(a) Stolen Locally and Recovered Locally	91	12	
(b) Stolen Locally and Recovered by Other Jurisdictions	92	8	
(c) Total Locally Stolen Motor Vehicles Recovered	90	20	
(d) Stolen Out of Town, Recovered Locally	93	4	

**MONTHLY REPORT OF OFFENSES KNOWN TO THE POLICE:
SUPPLEMENT TO RETURN A**


PROPERTY BY TYPE AND VALUE

Type of Property		Value of Property Stolen and Recovered In Your Jurisdiction	
		Stolen	Recovered
(A) Currency, Notes, etc.	01	\$15,047	\$10
(B) Jewelry and Precious Metals	02	\$19,727	\$1,280
(C) Clothing and Furs	03	\$28,114	\$533
(D) Locally Stolen Motor Vehicles	04	\$130,150	\$104,800
(E) Office Equipment	05	\$85,778	\$2,120
(F) Televisions, Radios, Stereos, etc.	06	\$57,928	\$760
(G) Firearms	07	\$700	
(H) Household Goods	08		
(I) Consumable Goods	09	\$489	\$62
(J) Livestock	10		
(K) Miscellaneous	11	\$97,482	\$3,135
TOTAL	00	\$435,415	\$112,700

NOTE: Total of column (2) should agree with grand total (DATA ENTRY 77) shown on page 2. In column (3) include all property recovered even though stolen in prior months. The above is an accounting for only that property stolen in your jurisdiction. This will include property recovered for you by other jurisdictions but not property you recover for them.

SANTA CRUZ PD
155 CENTER ST
SANTA CRUZ, CA 95060
Agency and State
CA0440200
Agency ID
56,000
Population

Month and Year of Report: 06/10

Signature  Date 7/8/10
Jacquie Drechsler Records Supervisor
Report Prepared by
Howard Skerry
Chief

**MONTHLY REPORT OF OFFENSES KNOWN TO THE POLICE:
ARSON OFFENSES**

This report is authorized by law Title 28, Section 534, United States Code, and the enactment of the fiscal year 1979, Department of Justice Authorization Bill S. 3151. While you are not required to respond, your cooperation in using this form to report all incidents of arson which become known to your department during the month will assist the FBI in compiling comprehensive, accurate data on a timely basis.

1 Property Classification	2 Offenses reported or known to police	3 Unfounded, i.e., false or baseless complaints	4 Number of actual offenses	5 Total offenses cleared by arrest or exceptional means	6 Number of clearances involving only persons under 18 years of age	7 Offenses where structures uninhabited, abandoned, or not normally in use	8 Estimated value of property damage
A. Single Occupancy Residential: Houses, Townhouses, Duplexes, etc.							
B. Other Residential: Apartments, Tenements, Flats, Hotels, Motels, Inns, Dormitories, Boarding Houses, etc.	1		1				\$15,000
C. Storage: Barns, Garages, Warehouses, etc.							
D. Industrial/Manufacturing							
E. Other Commercial: Stores, Restaurants, Offices, etc.							
F. Community/Public: Churches, Jails, Schools, Colleges, Hospitals, etc.							
G. All Other Structures: Out Buildings, Monuments, Buildings Under Construction, etc.							
TOTAL STRUCTURE	1		1				\$15,000
H. Motor Vehicles: Automobiles, Trucks, Buses, Motorcycles, etc. UCR Definition	2		2				\$17,000
I. Other Mobile Property: Trailers, Recreational Vehicles, Airplanes, Boats, etc.							
TOTAL MOBILE	2		2				\$17,000
J. Total Other: Crops, Timber, Fences, Signs, etc.	1		1				\$1
GRAND TOTAL	4		4				\$32,001

SANTA CRUZ PD
155 CENTER ST
SANTA CRUZ, CA 95060
Agency and State
CA0440200
Agency ID
56,000
Population

Month and Year of Report: 06/10

Jacqui Drechsler 7/8/10
Signature Date
Jacqui Drechsler Rewards Supervisor
Report Prepared by Title
Howard Skerry
Chief

**MONTHLY REPORT OF OFFENSES KNOWN TO THE POLICE:
VIOLENT CRIMES COMMITTED AGAINST SENIOR CITIZENS**

In accordance with Senate concurrent resolution no. 64

<u>TYPE OF VIOLENT CRIME</u>	<u>VICTIMS AGE 60 OR OVER</u>
1) HOMICIDE	
2) FORCIBLE RAPE	
3) ROBBERY	1
4) AGGRAVATED ASSAULT	2
<hr/>	
5) TOTAL	3

SANTA CRUZ PD
155 CENTER ST
SANTA CRUZ, CA 95060

Agency and State


CA0440200

Agency ID

56,000

Population

Month and Year of Report: **06/10**



Signature  Date **7/8/10**
Jacqui Drechsler *Records Supervisor*
Report Prepared by Title
Howard Skerry
Chief

**MONTHLY REPORT OF OFFENSES KNOWN TO THE POLICE:
DOMESTIC VIOLENCE-RELATED CALLS FOR ASSISTANCE
California Penal Code (PC) Section 13730 (a)**

<u>TYPE OF DATA</u>	<u>NUMBER</u>
TOTAL DOMESTIC VIOLENCE CALLS RECEIVED	21
TOTAL CASES INVOLVING WEAPONS	3
<hr/>	
SUBTOTALS	
<hr/>	
FIREARM	
KNIFE OR CUTTING INSTRUMENT	
OTHER DANGEROUS WEAPON	2
PERSONAL WEAPON (HANDS, FIST, FEET, ETC.)	1

SANTA CRUZ PD
155 CENTER ST
SANTA CRUZ, CA 95060
Agency and State
CA0440200
Agency ID
56,000
Population

Month and Year of Report: **06/10**

Signature  Date **7/8/10**
Jacqui Drechsler 
Report Prepared by Title
Howard Skerry
Chief

**MONTHLY REPORT OF OFFENSES KNOWN TO THE POLICE:
HATE CRIMES**

There were 2 cases involving Hate Crimes for this compile period.

Case #s

10S-04468


10S-04579

SANTA CRUZ PD
155 CENTER ST
SANTA CRUZ, CA 95060
Agency and State

CA0440200
Agency ID

56,000
Population

Month and Year of Report: **06/10**


Signature _____ Date **7/8/10**
Jacqui Drechsler Records Supervisor
Report Prepared by _____ Title
Howard Skerry
Chief

LAW ENFORCEMENT OFFICERS KILLED OR ASSAULTED

It is requested this report be completed and transmitted with monthly crime reports to: Director, Federal Bureau of Investigation, Uniform Crime Reports, Washington, D.C. 20535. This form should be used to report the number of your officers who were assaulted or killed in the line of duty during the month. Additional information concerning officers killed will be requested by a separate questionnaire.

OFFICERS KILLED		By felonious act _____
Number of your law enforcement officers killed in the line of duty this month		By accident or negligence _____

OFFICERS ASSAULTED (Do not include officers killed.)

Type of Activity	Type of Weapon					Type of Assignment								Police Assaults Cleared		
	Total Assaults by Weapon		Firearm	Knife	Other Dangerous Weapon	Hands, Fists, Feet, etc.	Two Officer Vehicle	One Officer Vehicle		Detective or Special Assign.		Other				
	A	B						C	D	E	F	G	H		I	J
1. Responding to "Disturbance"																
2. Burglaries in Progress																
3. Robberies in Progress																
4. Attempting Other Arrests																
5. Civil Disorder																
6. Handling Prisoners	2					2			2							2
7. Suspicious Person/Circum.																
8. Ambush - No Warning																
9. Mentally Deranged																
10. Traffic Pursuits																
11. All Other																
12. TOTAL (1-11)	2					2			2							2
13. Number With Personal Injury																
14. Number Without Personal Injury						2										
15. Time of Assaults	A.M.															
	P.M.			2												

12:01 2:00 4:00 6:00 8:00 10:00 12:00

SANTA CRUZ PD
155 CENTER ST
SANTA CRUZ, CA 95060
 Agency and State
CA0440200
 Agency ID
56,000
 Population

Month and Year of Report: **06/10**

Signature: *Jacqui Drechsler* Date: 7/8/10
 Report Prepared by: *Ronalds Superior* Title:
Howard Skerry
 Chief

MONTHLY REPORT OF
ANTI-REPRODUCTIVE RIGHTS CRIMES (ARRC)
SUMMARY WORKSHEET

<small>AGENCY</small> SANTA CRUZ PD	
<small>NCIC NUMBER</small> CA0440200	<small>REPORTING MONTH/YEAR</small> 06/2010
<input type="checkbox"/> THERE WERE ___ ARRCs REPORTED TO THIS DEPARTMENT FOR THIS MONTH (Attach Data Collection Worksheets) <input checked="" type="checkbox"/> THERE WERE NO ARRCs REPORTED TO THIS DEPARTMENT FOR THIS MONTH	
<small>PREPARER'S NAME</small> Jacqui Drechsler	<small>TELEPHONE NUMBER</small> (831) 420-5874
<small>SUBMIT THIS SUMMARY SHEET WITH THE ARRC DATA COLLECTION WORKSHEET(S), IF ANY, TO</small> State of California Department of Justice CRIMINAL JUSTICE STATISTICS CENTER P.O. Box 903427 Sacramento, CA 94203-4270 ATTN: Anti-Reproductive Rights Crimes	

Purpose:

It is the intent of the Department of Justice to:

- * Collect data on all crimes relating to violations of the Reproductive Rights Law Enforcement Act.
- * Collect data on the threatened commission of anti-reproductive rights crimes and persons suspected of committing these crimes or making these threats.
- *Distinguish between crimes of violence and non-violence.

INSTRUCTIONS FOR COMPLETION:

SUBMIT ANTI-REPRODUCTIVE RIGHTS CRIMES (ARRC) AS DEFINED IN PENAL CODE SECTION 13776 (A). SEE REVERSE OF THIS FORM FOR PENAL CODE STATUTES TO BE USED WHEN COMPLETING THIS FORM.

NOTE: It is the purpose of this legislation to collect data on any crime committed partly or wholly because the victim is a reproductive health services client, provider, or assistant, or a crime that is partly or wholly intended to intimidate the victim, or any other person or entity, or any class of persons or entities from becoming or remaining a reproductive health services client, provider or assistant.

Requirement:

This form should be submitted monthly whether or not an ARRC occurred.

Frequency:

Submit monthly, by the 10th working day for the preceding month (for example, July data should be submitted by the 10th working day in August).

Reporting # of ARRCs:

If there are ARRCs to be reported by your agency, check the first box and enter the total number of ARRCs for the reporting month. Attach Data Collection Worksheets for each ARRC report.

If there were no ARRCs to report, check the second box and submit the Summary Worksheet only.