

**PART I CRIMES (ACTUAL OFFENSES)**  
**JANUARY 2011**

	JANUARY		Percent Change	Year to Date		Percent Change
	2010	2011		2010	2011	
Homicide	3	0	-100%	3	0	-100%
Rape	2	4	100%	2	4	100%
Robbery	10	9	-10%	10	9	-10%
Aggravated Assault	27	32	19%	27	32	19%
Burglary	29	42	45%	29	42	45%
Larceny	164	242	48%	164	242	48%
Auto Theft	11	5	-55%	11	5	-55%
Arson	0	0	0	0	0	0
Totals:	246	334	36%	246	334	36%

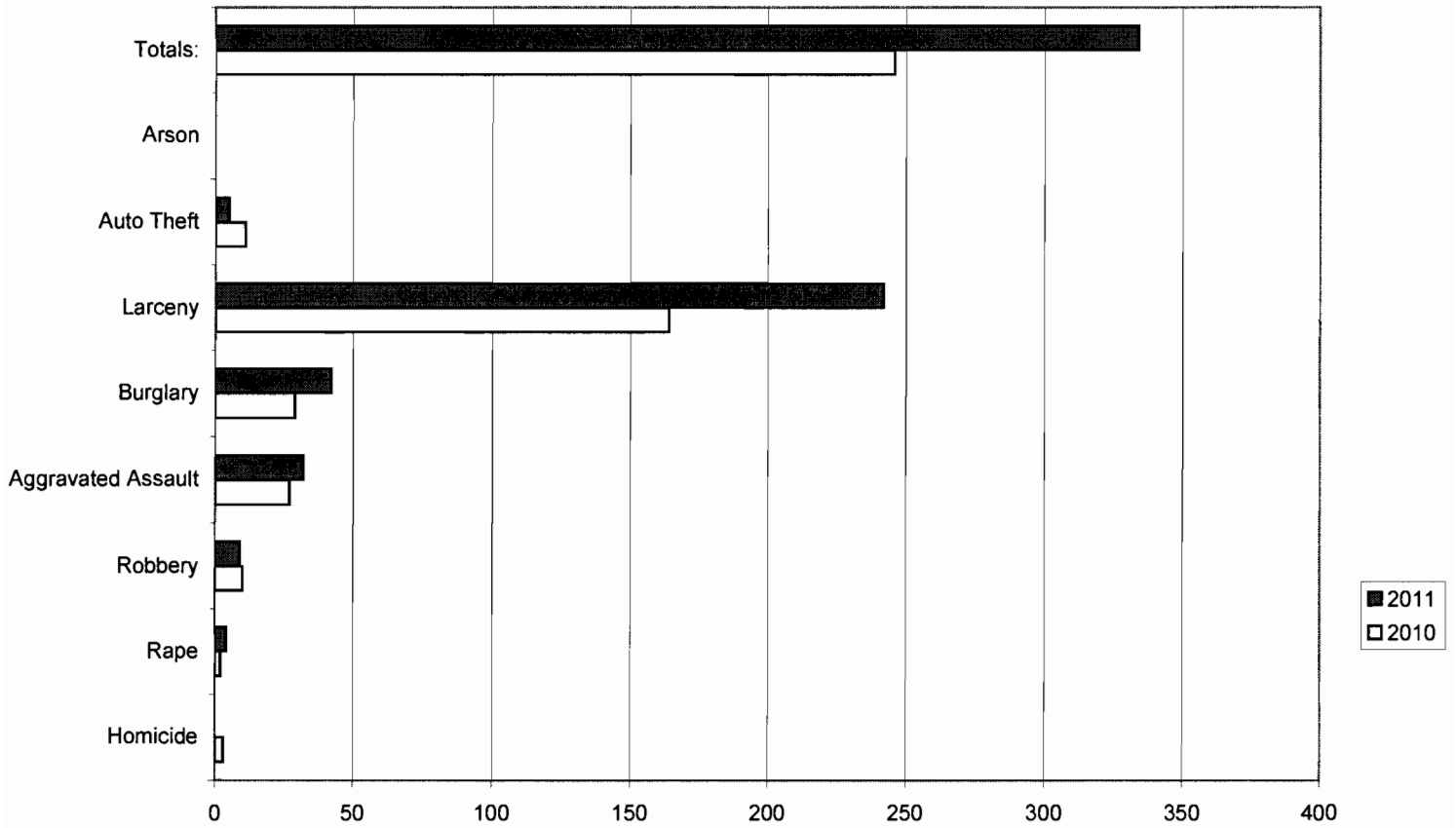
**PART I CRIMES - TWO YEAR COMPARISON**

	JAN 10	JAN 11	FEB 10	FEB 11	MAR 10	MAR 11	APR 10	APR 11	MAY 10	MAY 11	JUN 10	JUN 11
Homicide	3	0	0	0	0	0	1	0	1	0	0	0
Forcible Rape	2	4	2	0	6	0	2	0	1	0	1	0
Robbery	10	9	8	0	12	0	6	0	8	0	10	0
Aggravated Assault	27	32	22	0	40	0	34	0	39	0	30	0
Burglary	29	42	20	0	35	0	27	0	53	0	57	0
Larceny	164	242	120	0	239	0	212	0	204	0	213	0
Auto Theft	11	5	10	0	10	0	17	0	17	0	23	0
Arson	0	0	0	0	3	0	1	0	1	0	4	0
TOTALS:	246	334	182	0	345	0	300	0	324	0	338	0

	JUL 10	JUL 11	AUG 10	AUG 11	SEP 10	SEP 11	OCT 10	OCT 11	NOV 10	NOV 11	DEC 10	DEC 11
Homicide	1	0	0	0	0	0	0	0	0	0	0	0
Forcible Rape	2	0	3	0	1	0	6	0	3	0	2	0
Robbery	10	0	14	0	9	0	11	0	11	0	11	0
Assault	34	0	35	0	42	0	35	0	27	0	31	0
Burglary	70	0	43	0	36	0	43	0	36	0	46	0
Larceny	178	0	210	0	154	0	205	0	177	0	186	0
Auto Theft	14	0	18	0	0	0	13	0	17	0	10	0
Arson	7	0	0	0	0	0	0	0	0	0	4	0
TOTALS:	316	0	323	0	242	0	313	0	271	0	290	0

YEAR TO DATE TOTALS ARE NOT FINALIZED UNTIL THE END OF THE CALENDAR YEAR

## PART I CRIMES COMPARISON CHART JANUARY 2010 - JANUARY 2011



	Homicide	Rape	Robbery	Aggravated Assault	Burglary	Larceny	Auto Theft	Arson	Totals:
■ 2011	0	4	9	32	42	242	5	0	334
□ 2010	3	2	10	27	29	164	11	0	246



**MONTHLY REPORT OF OFFENSES KNOWN TO THE POLICE:  
SUPPLEMENT TO RETURN A**

**PROPERTY STOLEN BY CLASSIFICATION**

CLASSIFICATION		ACTUAL OFFENSES (Column 4, Return A)	VALUE OF PROPERTY STOLEN
<b>1. Murder/Nonnegligent Manslaughter</b>	12		
<b>2. Forcible Rape (Total)</b>	20	4	
<b>3. Robbery</b>			
(a) Highway (Streets, Alleys, etc.)	31		
(b) Commercial House (Except c, d, f)	32		
(c) Gas or Service Station	33		
(d) Convenience Store	34		
(e) Residence (Anywhere on the Premises)	35	2	\$878
(f) Bank	36		
(g) Miscellaneous	37	7	\$1,747
<b>TOTAL ROBBERY</b>	30	9	\$2,625
<b>4. Assault (Not Applicable)</b>			
<b>5. Burglary - Breaking or Entering</b>			
(a) Residence (Dwelling)			
(1) Night (6 P.M. - 6 A.M.)	51	13	\$25,243
(2) Day (6 A.M. - 6 P.M.)	52	10	\$15,276
(3) Unknown	53	5	\$6,900
(b) Non-Residence (Store, Office, etc.)			
(1) Night (6 P.M. - 6 A.M.)	54	6	\$26,463
(2) Day (6 A.M. - 6 P.M.)	55	6	\$3,424
(3) Unknown	56	2	\$1,850
<b>TOTAL BURGLARY</b>	50	42	\$79,156
<b>6. Larceny - Theft (Except Motor Vehicle Theft)</b>			
(a) Over \$400	64	65	\$369,562
(b) \$200 to \$400	61	49	\$15,371
(c) \$50 to \$199	62	43	\$4,281
(d) Under \$50	63	85	\$868
<b>TOTAL LARCENY (Same as Item 6X)</b>	60	242	\$390,082
<b>7. Motor Vehicle Theft (Include Alleged Joy Ride)</b>	70	5	\$26,135
<b>GRAND TOTAL - All Items</b>	77		\$497,998
Additional Analysis of Larceny and Motor Vehicle Theft			
<b>6X. Nature of Larcenies Under Item 6</b>			
(a) Pocket-Picking	81		
(b) Purse-Snatching	82	5	\$880
(c) Shoplifting	83	41	\$2,864
(d) From Motor Vehicles (Except e)	84	68	\$53,684
(e) Motor Vehicle Parts and Accessories	85	8	\$1,415
(f) Bicycles	86	47	\$27,715
(g) From Buildings (Except c and h)	87	26	\$35,309
(h) From Any Coin-Operated Machine (Parking Meters, etc.)	88	1	\$400
(i) All Other	89	46	\$267,815
<b>TOTAL LARCENIES (Same as Item 6)</b>	80	242	\$390,082
<b>7X. Motor Vehicles Recovered</b>			
(a) Stolen Locally and Recovered Locally	91	3	
(b) Stolen Locally and Recovered by Other Jurisdictions	92	2	
(c) Total Locally Stolen Motor Vehicles Recovered	90	5	
(d) Stolen Out of Town, Recovered Locally	93		

**MONTHLY REPORT OF OFFENSES KNOWN TO THE POLICE:  
SUPPLEMENT TO RETURN A**

**PROPERTY BY TYPE AND VALUE**

Type of Property		Value of Property Stolen and Recovered In Your Jurisdiction	
		Stolen	Recovered
(A) Currency, Notes, etc.	01	\$264,137	
(B) Jewelry and Precious Metals	02	\$24,985	\$310
(C) Clothing and Furs	03	\$10,887	\$1,197
(D) Locally Stolen Motor Vehicles	04	\$25,300	\$25,300
(E) Office Equipment	05	\$34,058	\$1,800
(F) Televisions, Radios, Stereos, etc.	06	\$12,063	\$850
(G) Firearms	07	\$350	
(H) Household Goods	08		
(I) Consumable Goods	09	\$795	\$445
(J) Livestock	10		
(K) Miscellaneous	11	\$125,423	\$4,037
<b>TOTAL</b>	<b>00</b>	<b>\$497,998</b>	<b>\$33,939</b>


NOTE: Total of column (2) should agree with grand total (DATA ENTRY 77) shown on page 2. In column (3) include all property recovered even though stolen in prior months. The above is an accounting for only that property stolen in your jurisdiction. This will include property recovered for you by other jurisdictions but not property you recover for them.


**SANTA CRUZ PD**  
**155 CENTER ST**  
**SANTA CRUZ, CA 95060**  
 Agency and State

**CA0440200**  
 Agency ID

**56,000**  
 Population

Month and Year of Report: **01/11**

Signature  Date **2/17/11**

**Jacqui Drechsler**   
 Report Prepared by Title

**Kevin Vogel**  
 Chief

**MONTHLY REPORT OF OFFENSES KNOWN TO THE POLICE:  
 VIOLENT CRIMES COMMITTED AGAINST SENIOR CITIZENS  
 In accordance with Senate concurrent resolution no. 64**


TYPE OF VIOLENT CRIME	VICTIMS AGE 60 OR OVER
1) HOMICIDE	
2) FORCIBLE RAPE	
3) ROBBERY	
4) AGGRAVATED ASSAULT	4
5) TOTAL	4

**SANTA CRUZ PD**  
**155 CENTER ST**  
**SANTA CRUZ, CA 95060**  
 Agency and State

**CA0440200**  
 Agency ID

**56,000**  
 Population

Month and Year of Report: **01/11**

Signature  Date 2/7/11

Report Prepared by Jacquie Drechsler Title Records Supervisor

**Kevin Vogel**  
 Chief

**MONTHLY REPORT OF OFFENSES KNOWN TO THE POLICE:  
DOMESTIC VIOLENCE-RELATED CALLS FOR ASSISTANCE  
California Penal Code (PC) Section 13730 (a)**


---

<u>TYPE OF DATA</u>	<u>NUMBER</u>
TOTAL DOMESTIC VIOLENCE CALLS RECEIVED	<b>22</b>
TOTAL CASES INVOLVING WEAPONS	<b>3</b>
<hr/>	
<b>SUBTOTALS</b>	
<hr/>	
FIREARM	
KNIFE OR CUTTING INSTRUMENT	<b>1</b>
OTHER DANGEROUS WEAPON	<b>1</b>
PERSONAL WEAPON (HANDS, FIST, FEET, ETC.)	<b>1</b>

---

**SANTA CRUZ PD**  
**155 CENTER ST**  
**SANTA CRUZ, CA 95060**  
Agency and State  
**CA0440200**  
Agency ID  
**56,000**  
Population

Month and Year of Report: **01/11**

Signature  Date **2/7/11**  
Report Prepared by **Jacqui Drechsler** Title **Records Supervisor**  
**Kevin Vogel**  
Chief

**MONTHLY REPORT OF OFFENSES KNOWN TO THE POLICE:  
HATE CRIMES**

---

There was 1 case involving Hate Crimes for this compile period.

Case #s


**11S-00008**


**SANTA CRUZ PD**  
**155 CENTER ST**  
**SANTA CRUZ, CA 95060**  
Agency and State

**CA0440200**  
Agency ID

**56,000**  
Population

Month and Year of Report: **01/11**

  
Signature \_\_\_\_\_ Date

**Jacqui Drechsler**   
Report Prepared by \_\_\_\_\_ Title

**Kevin Vogel**  
Chief



MONTHLY REPORT OF  
**ANTI-REPRODUCTIVE RIGHTS CRIMES (ARRC)**  
SUMMARY WORKSHEET

AGENCY <b>SANTA CRUZ PD</b>	
NCIC NUMBER <b>CA0440200</b>	REPORTING MONTH/YEAR <b>01/2011</b>
<input type="checkbox"/> THERE WERE ___ ARRCs REPORTED TO THIS DEPARTMENT FOR THIS MONTH (Attach Data Collection Worksheets)	
<input checked="" type="checkbox"/> THERE WERE NO ARRCs REPORTED TO THIS DEPARTMENT FOR THIS MONTH	
PREPARER'S NAME <b>Jacqui Drechsler</b>	TELEPHONE NUMBER <b>(831) 420-5874</b>
SUBMIT THIS SUMMARY SHEET WITH THE ARRC DATA COLLECTION WORKSHEET(S), IF ANY, TO  State of California Department of Justice <b>CRIMINAL JUSTICE STATISTICS CENTER</b> P.O. Box 903427 Sacramento, CA 94203-4270  <b>ATTN: Anti-Reproductive Rights Crimes</b>	

**Purpose:**

It is the intent of the Department of Justice to:

- \* Collect data on all crimes relating to violations of the Reproductive Rights Law Enforcement Act.
- \* Collect data on the threatened commission of anti-reproductive rights crimes and persons suspected of committing these crimes or making these threats.
- \*Distinguish between crimes of violence and non-violence.

**INSTRUCTIONS FOR COMPLETION:**

**SUBMIT ANTI-REPRODUCTIVE RIGHTS CRIMES (ARRC) AS DEFINED IN PENAL CODE SECTION 13776 (A). SEE REVERSE OF THIS FORM FOR PENAL CODE STATUTES TO BE USED WHEN COMPLETING THIS FORM.**

**NOTE:** It is the purpose of this legislation to collect data on any crime committed partly or wholly because the victim is a reproductive health services client, provider, or assistant, or a crime that is partly or wholly intended to intimidate the victim, or any other person or entity, or any class of persons or entities from becoming or remaining a reproductive health services client, provider or assistant.

**Requirement:**

This form should be submitted monthly whether or not an ARRC occurred.

**Frequency:**

Submit monthly, by the 10th working day for the preceding month (for example, July data should be submitted by the 10th working day in August).

**Reporting # of ARRCs:**

If there are ARRCs to be reported by your agency, check the first box and enter the total number of ARRCs for the reporting month. Attach Data Collection Worksheets for each ARRC report.

If there were no ARRCs to report, check the second box and submit the Summary Worksheet only.