

PART I CRIMES (ACTUAL OFFENSES)
MARCH 2011

	MARCH		Percent Change	Year to Date		Percent Change
	2010	2011		2010	2011	
Homicide	0	0	0	3	0	-100%
Rape	6	2	-67%	10	7	-30%
Robbery	12	5	-58%	30	22	-27%
Aggravated Assault	40	23	-43%	89	74	-17%
Burglary	35	53	51%	84	140	67%
Larceny	239	224	-6%	523	629	20%
Auto Theft	10	12	20%	31	26	-16%
Arson	3	0	-100%	3	0	-100%
Totals:	345	319	-8%	773	898	16%

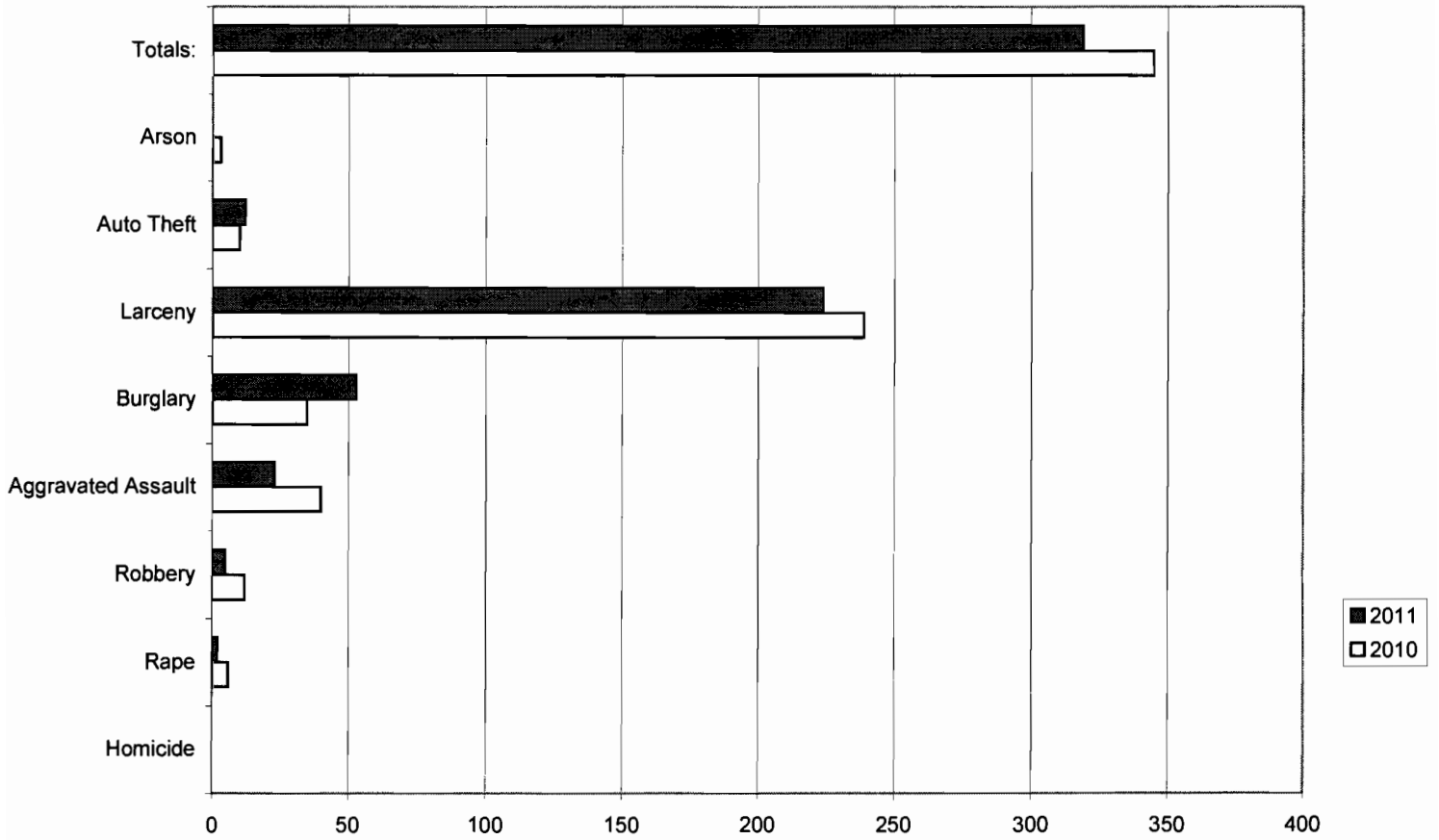
PART I CRIMES - TWO YEAR COMPARISON

	JAN 10	JAN 11	FEB 10	FEB 11	MAR 10	MAR 11	APR 10	APR 11	MAY 10	MAY 11	JUN 10	JUN 11
Homicide	3	0	0	0	0	0	1	0	1	0	0	0
Forcible Rape	2	4	2	1	6	2	2	0	1	0	1	0
Robbery	10	9	8	8	12	5	6	0	8	0	10	0
Aggravated Assault	27	32	22	19	40	23	34	0	39	0	30	0
Burglary	29	42	20	45	35	53	27	0	53	0	57	0
Larceny	164	242	120	163	239	224	212	0	204	0	213	0
Auto Theft	11	5	10	9	10	12	17	0	17	0	23	0
Arson	0	0	0	0	3	0	1	0	1	0	4	0
TOTALS:	246	334	182	245	345	319	300	0	324	0	338	0

	JUL 10	JUL 11	AUG 10	AUG 11	SEP 10	SEP 11	OCT 10	OCT 11	NOV 10	NOV 11	DEC 10	DEC 11
Homicide	1	0	0	0	0	0	0	0	0	0	0	0
Forcible Rape	2	0	3	0	1	0	6	0	3	0	2	0
Robbery	10	0	14	0	9	0	11	0	11	0	11	0
Assault	34	0	35	0	42	0	35	0	27	0	31	0
Burglary	70	0	43	0	36	0	43	0	36	0	46	0
Larceny	178	0	210	0	154	0	205	0	177	0	186	0
Auto Theft	14	0	18	0	0	0	13	0	17	0	10	0
Arson	7	0	0	0	0	0	0	0	0	0	4	0
TOTALS:	316	0	323	0	242	0	313	0	271	0	290	0

YEAR TO DATE TOTALS ARE NOT FINALIZED UNTIL THE END OF THE CALENDAR YEAR

PART I CRIMES COMPARISON CHART MARCH 2010 - MARCH 2011



	Homicide	Rape	Robbery	Aggravated Assault	Burglary	Larceny	Auto Theft	Arson	Totals:
■ 2011	0	2	5	23	53	224	12	0	319
□ 2010	0	6	12	40	35	239	10	3	345

**MONTHLY REPORT OF OFFENSES KNOWN TO THE POLICE:
RETURN A**

This report is authorized by law Title 28, Section 534, U.S. Code. While you are not required to report, your cooperation in forwarding this report by the seventh day after the close of the month to Uniform Crime Reports, Federal Bureau of Investigation, Washington, D.C. 20535, will assist in compiling comprehensive, accurate national crime figures on a timely basis.


1 Classification of Offenses	2 Offenses Reported or Known to Police	3 Unfounded, i.e., False or Baseless Complaints	4 Number of Actual Offenses	5 Total Offenses Cleared by Arrest or Exceptional Means	6 Number of Clearances Involving Only Persons Under 18 Years of Age
1. CRIMINAL HOMICIDE					
a. Murder and Non-negligent Homicide	11				
b. Manslaughter by Negligence	12				
2. FORCIBLE RAPE TOTAL					
a. Rape by Force	21	2	2	1	
b. Attempts to Commit Forcible Rape	22	2	2	1	
3. ROBBERY TOTAL					
a. Firearm	31	5	5	3	
b. Knife or Cutting Instrument	32	1	1	1	
c. Other Dangerous Weapon	33				
d. Strong-Arm (Hands, Fists, Feet, etc.)	34	4	4	2	
4. ASSAULT TOTAL					
a. Firearm	41	58	58	36	
b. Knife or Cutting Instrument	42	3	3	1	
c. Other Dangerous Weapon	43	8	8	5	
d. Strong-Arm (Hands, Fists, Feet, etc.)	44	12	12	10	
e. Other Assaults - Simple	45	35	35	20	
5. BURGLARY TOTAL					
a. Forcible Entry	51	53	53	9	
b. Unlawful Entry - No Force	52	25	25	3	
c. Attempted Forcible Entry	53	22	22	6	
6. LARCENY - THEFT TOTAL					
	60	224	224	74	1
7. MOTOR VEHICLE THEFT TOTAL					
a. Autos	71	12	12	1	
b. Trucks and Buses	72	9	9	1	
c. Other Vehicles	73	2	2		
		1	1		
GRAND TOTAL	77	354	354	124	1

Checking any of the appropriate blocks below will eliminate your need to submit reports when the values are zero. This will also aid the national program in its quality control efforts.

- | | |
|---|---|
| <input checked="" type="checkbox"/> No Supplementary Homicide Report Submitted. | <input type="checkbox"/> No Persons Under 18 Arrested. |
| <input type="checkbox"/> No Supplement to Return A Submitted. | <input type="checkbox"/> No Persons 18 or Over Arrested. |
| <input type="checkbox"/> No Law Enforcement Officers Killed or Assaulted. | <input checked="" type="checkbox"/> No Arson Offenses Occurred. |
| <input type="checkbox"/> No Violent Crimes Against Seniors. | <input type="checkbox"/> No Domestic Violence-Related Calls. |
| <input type="checkbox"/> No Hate Crimes. | <input checked="" type="checkbox"/> No Anti-Reproduction Rights Crimes. |

SANTA CRUZ PD
155 CENTER ST
SANTA CRUZ, CA 95060
Agency and State
CA0440200
Agency ID
56,000
Population

Month and Year of Report: 03/11


Signature
Date 4/7/11
Jacqueline Drechsler
Report Prepared by
Kevin Vogel
Title
Chief

**MONTHLY REPORT OF OFFENSES KNOWN TO THE POLICE:
SUPPLEMENT TO RETURN A**

PROPERTY STOLEN BY CLASSIFICATION

CLASSIFICATION	ACTUAL OFFENSES (Column 4, Return A)	VALUE OF PROPERTY STOLEN
1. Murder/Nonnegligent Manslaughter	12	
2. Forcible Rape (Total)	20	2
3. Robbery		
(a) Highway (Streets, Alleys, etc.)	31	
(b) Commercial House (Except c, d, f)	32	
(c) Gas or Service Station	33	
(d) Convenience Store	34	
(e) Residence (Anywhere on the Premises)	35	
(f) Bank	36	
(g) Miscellaneous	37	5
TOTAL ROBBERY	30	5
4. Assault (Not Applicable)		
5. Burglary - Breaking or Entering		
(a) Residence (Dwelling)		
(1) Night (6 P.M. - 6 A.M.)	51	4
(2) Day (6 A.M. - 6 P.M.)	52	11
(3) Unknown	53	2
(b) Non-Residence (Store, Office, etc.)		
(1) Night (6 P.M. - 6 A.M.)	54	21
(2) Day (6 A.M. - 6 P.M.)	55	9
(3) Unknown	56	6
TOTAL BURGLARY	50	53
6. Larceny - Theft (Except Motor Vehicle Theft)		
(a) Over \$400	64	51
(b) \$200 to \$400	61	39
(c) \$50 to \$199	62	49
(d) Under \$50	63	85
TOTAL LARCENY (Same as Item 6X)	60	224
7. Motor Vehicle Theft (Include Alleged Joy Ride)	70	12
GRAND TOTAL - All Items	77	
Additional Analysis of Larceny and Motor Vehicle Theft		
6X. Nature of Larcenies Under Item 6		
(a) Pocket-Picking	81	1
(b) Purse-Snatching	82	1
(c) Shoplifting	83	73
(d) From Motor Vehicles (Except e)	84	56
(e) Motor Vehicle Parts and Accessories	85	11
(f) Bicycles	86	29
(g) From Buildings (Except c and h)	87	17
(h) From Any Coin-Operated Machine (Parking Meters, etc.)	88	
(i) All Other	89	36
TOTAL LARCENIES (Same as Item 6)	80	224
7X. Motor Vehicles Recovered		
(a) Stolen Locally and Recovered Locally	91	5
(b) Stolen Locally and Recovered by Other Jurisdictions	92	4
(c) Total Locally Stolen Motor Vehicles Recovered	90	9
(d) Stolen Out of Town, Recovered Locally	93	

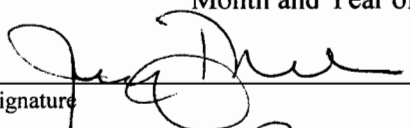

**MONTHLY REPORT OF OFFENSES KNOWN TO THE POLICE:
SUPPLEMENT TO RETURN A**

PROPERTY BY TYPE AND VALUE

Type of Property		Value of Property Stolen and Recovered In Your Jurisdiction	
		Stolen	Recovered
(A) Currency, Notes, etc.	01	\$4,826	\$53
(B) Jewelry and Precious Metals	02	\$887	\$100
(C) Clothing and Furs	03	\$7,641	\$1,009
(D) Locally Stolen Motor Vehicles	04	\$53,400	\$54,400
(E) Office Equipment	05	\$67,569	\$800
(F) Televisions, Radios, Stereos, etc.	06	\$10,831	\$757
(G) Firearms	07	\$1,650	
(H) Household Goods	08		
(I) Consumable Goods	09	\$1,650	\$573
(J) Livestock	10		
(K) Miscellaneous	11	\$85,686	\$5,407
TOTAL	00	\$234,140	\$63,099

NOTE: Total of column (2) should agree with grand total (DATA ENTRY 77) shown on page 2. In column (3) include all property recovered even though stolen in prior months. The above is an accounting for only that property stolen in your jurisdiction. This will include property recovered for you by other jurisdictions but not property you recover for them.

SANTA CRUZ PD
155 CENTER ST
SANTA CRUZ, CA 95060
 Agency and State
CA0440200
 Agency ID
56,000
 Population


Month and Year of Report: **03/11**

 Signature _____ Date **4/7/11**
Jacqui Drechsler 
 Report Prepared by _____ Title
Kevin Vogel
 Chief

**MONTHLY REPORT OF OFFENSES KNOWN TO THE POLICE:
VIOLENT CRIMES COMMITTED AGAINST SENIOR CITIZENS**
In accordance with Senate concurrent resolution no. 64

<u>TYPE OF VIOLENT CRIME</u>	<u>VICTIMS AGE 60 OR OVER</u>
1) HOMICIDE	
2) FORCIBLE RAPE	1
3) ROBBERY	
4) AGGRAVATED ASSAULT	3
<hr/>	
5) TOTAL	4

SANTA CRUZ PD
155 CENTER ST
SANTA CRUZ, CA 95060
Agency and State
CA0440200
Agency ID
56,000
Population

Month and Year of Report: 03/11

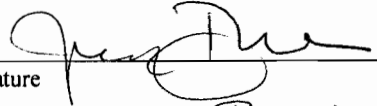

Signature _____ Date 4/7/11
Jacqui Drechsler *Rurds Supervisor*
Report Prepared by _____ Title
Kevin Vogel
Chief

**MONTHLY REPORT OF OFFENSES KNOWN TO THE POLICE:
DOMESTIC VIOLENCE-RELATED CALLS FOR ASSISTANCE
California Penal Code (PC) Section 13730 (a)**

<u>TYPE OF DATA</u>	<u>NUMBER</u>
TOTAL DOMESTIC VIOLENCE CALLS RECEIVED	27
TOTAL CASES INVOLVING WEAPONS	4
<hr/>	
SUBTOTALS	
<hr/>	
FIREARM	
KNIFE OR CUTTING INSTRUMENT	
OTHER DANGEROUS WEAPON	3
PERSONAL WEAPON (HANDS, FIST, FEET, ETC.)	1

SANTA CRUZ PD
155 CENTER ST
SANTA CRUZ, CA 95060
Agency and State
CA0440200
Agency ID
56,000
Population

Month and Year of Report: **03/11**


Signature _____ Date 4/7/11
Jacqui Drechsler *Records Supervisor*
Report Prepared by _____ Title
Kevin Vogel
Chief


**MONTHLY REPORT OF OFFENSES KNOWN TO THE POLICE:
HATE CRIMES**

There was 1 case involving Hate Crimes for this compile period.

Case #s
11S-01824

SANTA CRUZ PD
155 CENTER ST
SANTA CRUZ, CA 95060
Agency and State
CA0440200
Agency ID
56,000
Population

Month and Year of Report: **03/11**


Signature _____ Date **4/7/11**
Jacqui Drechsler *Rewards Supervisor*
Report Prepared by _____ Title
Kevin Vogel
Chief

LAW ENFORCEMENT OFFICERS KILLED OR ASSAULTED

It is requested this report be completed and transmitted with monthly crime reports to: Director, Federal Bureau of Investigation, Uniform Crime Reports, Washington, D.C. 20535. This form should be used to report the number of your officers who were assaulted or killed in the line of duty during the month. Additional information concerning officers killed will be requested by a separate questionnaire.

OFFICERS KILLED	Number of your law enforcement officers killed in the line of duty this month	By felonious act _____
		By accident or negligence _____

OFFICERS ASSAULTED (Do not include officers killed.)

Type of Activity	Type of Weapon					Type of Assignment								Police Assaults Cleared		
	Total Assaults by Weapon		Firearm	Knife	Other Dangerous Weapon	Hands, Fists, Feet, etc.	Two Officer Vehicle	One Officer Vehicle	Detective or Special Assign.		Other					
	A	B							C	D	E	F	G		H	I
1. Responding to "Disturbance"																
2. Burglaries in Progress																
3. Robberies in Progress																
4. Attempting Other Arrests																
5. Civil Disorder																
6. Handling Prisoners	3					3		1							2	3
7. Suspicious Person/Circum.																
8. Ambush - No Warning																
9. Mentally Deranged																
10. Traffic Pursuits																
11. All Other																
12. TOTAL (1-11)	3					3		1							2	3
13. Number With Personal Injury																
14. Number Without Personal Injury						3										
15. Time of Assaults	A.M.															
	P.M.					3										

12:01 2:00 4:00 6:00 8:00 10:00 12:00

SANTA CRUZ PD
 155 CENTER ST
 SANTA CRUZ, CA 95060
 Agency and State
 CA0440200
 Agency ID
 56,000
 Population

Month and Year of Report: 03/11

Signature *Jacqui Drechsler* Date 4/7/11
 Report Prepared by Kevin Vogel Title Rec'd's Supervisor
 Chief

MONTHLY REPORT OF
ANTI-REPRODUCTIVE RIGHTS CRIMES (ARRC)
SUMMARY WORKSHEET

AGENCY SANTA CRUZ PD	
NCIC NUMBER CA0440200	REPORTING MONTH/YEAR 03/2011
<input type="checkbox"/> THERE WERE ___ ARRCs REPORTED TO THIS DEPARTMENT FOR THIS MONTH (Attach Data Collection Worksheets)	
<input checked="" type="checkbox"/> THERE WERE NO ARRCs REPORTED TO THIS DEPARTMENT FOR THIS MONTH	
PREPARER'S NAME Jacqui Drechsler	TELEPHONE NUMBER (831) 420-5874
SUBMIT THIS SUMMARY SHEET WITH THE ARRC DATA COLLECTION WORKSHEET(S), IF ANY, TO State of California Department of Justice CRIMINAL JUSTICE STATISTICS CENTER P.O. Box 903427 Sacramento, CA 94203-4270 ATTN: Anti-Reproductive Rights Crimes	

Purpose:

It is the intent of the Department of Justice to:

- * Collect data on all crimes relating to violations of the Reproductive Rights Law Enforcement Act.
- * Collect data on the threatened commission of anti-reproductive rights crimes and persons suspected of committing these crimes or making these threats.
- *Distinguish between crimes of violence and non-violence.

INSTRUCTIONS FOR COMPLETION:

SUBMIT ANTI-REPRODUCTIVE RIGHTS CRIMES (ARRC) AS DEFINED IN PENAL CODE SECTION 13776 (A). SEE REVERSE OF THIS FORM FOR PENAL CODE STATUTES TO BE USED WHEN COMPLETING THIS FORM.

NOTE: It is the purpose of this legislation to collect data on any crime committed partly or wholly because the victim is a reproductive health services client, provider, or assistant, or a crime that is partly or wholly intended to intimidate the victim, or any other person or entity, or any class of persons or entities from becoming or remaining a reproductive health services client, provider or assistant.

Requirement:

This form should be submitted monthly whether or not an ARRC occurred.

Frequency:

Submit monthly, by the 10th working day for the preceding month (for example, July data should be submitted by the 10th working day in August).

Reporting # of ARRCs:

If there are ARRCs to be reported by your agency, check the first box and enter the total number of ARRCs for the reporting month. Attach Data Collection Worksheets for each ARRC report.

If there were no ARRCs to report, check the second box and submit the Summary Worksheet only.