

**PART I CRIMES (ACTUAL OFFENSES)**  
**APRIL 2011**

	APRIL		Percent Change	Year to Date		Percent Change
	2010	2011		2010	2011	
Homicide	1	1	0%	4	1	-75%
Rape	2	1	-50%	12	8	-33%
Robbery	6	12	100%	36	34	-6%
Aggravated Assault	34	25	-26%	123	99	-20%
Burglary	27	53	96%	111	193	74%
Larceny	212	231	9%	735	860	17%
Auto Theft	17	15	-12%	48	41	-15%
Arson	1	1	0%	4	1	-75%
Totals:	300	339	13%	1073	1237	15%

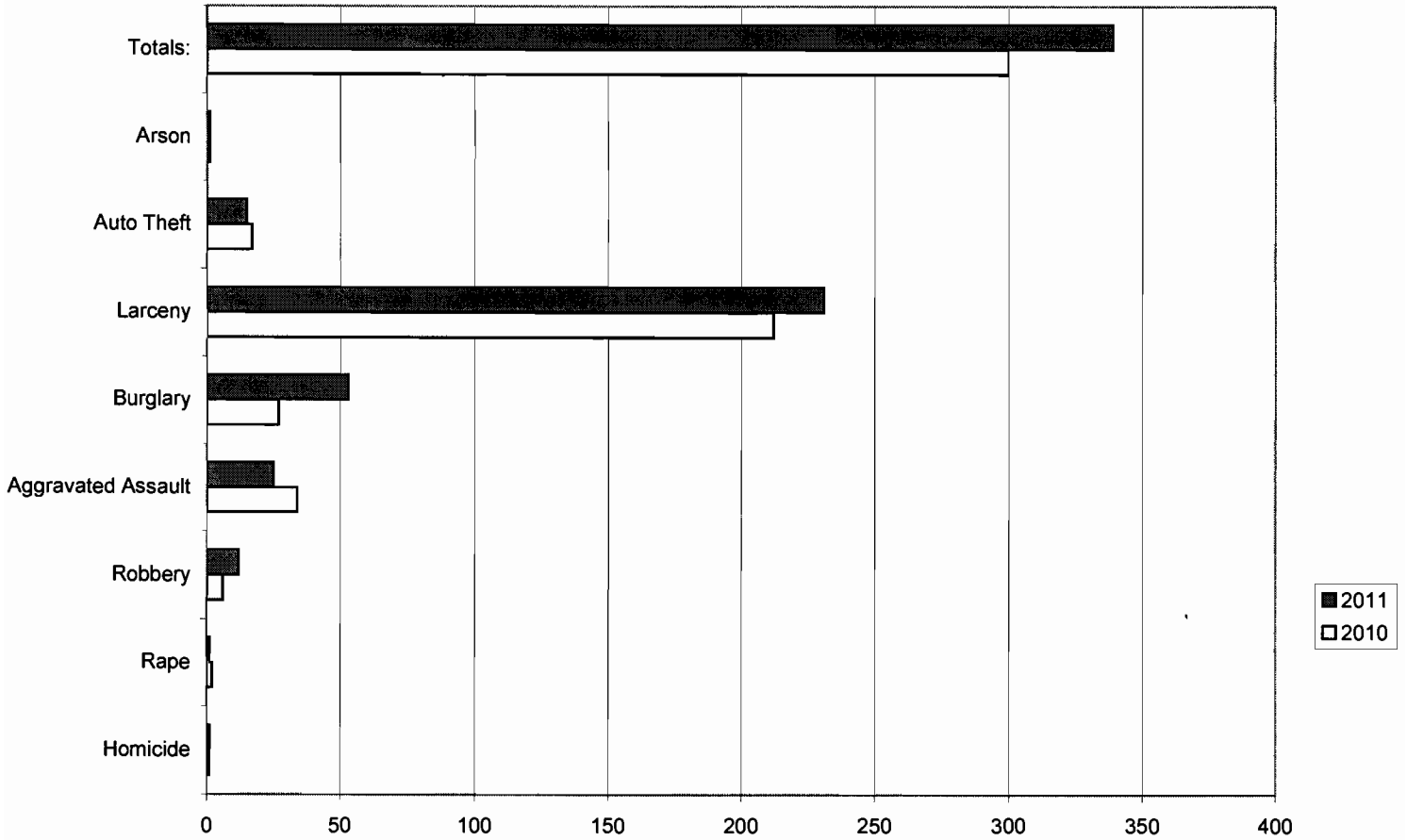
**PART I CRIMES - TWO YEAR COMPARISON**

	JAN 10	JAN 11	FEB 10	FEB 11	MAR 10	MAR 11	APR 10	APR 11	MAY 10	MAY 11	JUN 10	JUN 11
Homicide	3	0	0	0	0	0	1	1	1	0	0	0
Forcible Rape	2	4	2	1	6	2	2	1	1	0	1	0
Robbery	10	9	8	8	12	5	6	12	8	0	10	0
Aggravated Assault	27	32	22	19	40	23	34	25	39	0	30	0
Burglary	29	42	20	45	35	53	27	53	53	0	57	0
Larceny	164	242	120	163	239	224	212	231	204	0	213	0
Auto Theft	11	5	10	9	10	12	17	15	17	0	23	0
Arson	0	0	0	0	3	0	1	1	1	0	4	0
TOTALS:	246	334	182	245	345	319	300	339	324	0	338	0

	JUL 10	JUL 11	AUG 10	AUG 11	SEP 10	SEP 11	OCT 10	OCT 11	NOV 10	NOV 11	DEC 10	DEC 11
Homicide	1	0	0	0	0	0	0	0	0	0	0	0
Forcible Rape	2	0	3	0	1	0	6	0	3	0	2	0
Robbery	10	0	14	0	9	0	11	0	11	0	11	0
Assault	34	0	35	0	42	0	35	0	27	0	31	0
Burglary	70	0	43	0	36	0	43	0	36	0	46	0
Larceny	178	0	210	0	154	0	205	0	177	0	186	0
Auto Theft	14	0	18	0	0	0	13	0	17	0	10	0
Arson	7	0	0	0	0	0	0	0	0	0	4	0
TOTALS:	316	0	323	0	242	0	313	0	271	0	290	0

YEAR TO DATE TOTALS ARE NOT FINALIZED UNTIL THE END OF THE CALENDAR YEAR

## PART I CRIMES COMPARISON CHART APRIL 2010 - APRIL 2011



	Homicide	Rape	Robbery	Aggravated Assault	Burglary	Larceny	Auto Theft	Arson	Totals:
■ 2011	1	1	12	25	53	231	15	1	339
□ 2010	1	2	6	34	27	212	17	1	300

# MONTHLY REPORT OF OFFENSES KNOWN TO THE POLICE:

## RETURN A

This report is authorized by law Title 28, Section 534, U.S. Code. While you are not required to report, your cooperation in forwarding this report by the seventh day after the close of the month to Uniform Crime Reports, Federal Bureau of Investigation, Washington, D.C. 20535, will assist in compiling comprehensive, accurate national crime figures on a timely basis.

1 Classification of Offenses	2 Offenses Reported or Known to Police	3 Unfounded, i.e., False or Baseless Complaints	4 Number of Actual Offenses	5 Total Offenses Cleared by Arrest or Exceptional Means	6 Number of Clearances Involving Only Persons Under 18 Years of Age
<b>1. CRIMINAL HOMICIDE</b>					
a. Murder and Non-negligent Homicide	11	1	1	1	
b. Manslaughter by Negligence	12				
<b>2. FORCIBLE RAPE TOTAL</b>					
a. Rape by Force	20	2	1	1	
b. Attempts to Commit Forcible Rape	21	1	1	1	
<b>3. ROBBERY TOTAL</b>					
a. Firearm	30	12	12	2	
b. Knife or Cutting Instrument	31	2	2		
c. Other Dangerous Weapon	32	3	3		
d. Strong-Arm (Hands, Fists, Feet, etc.)	33	1	1		
	34	6	6	2	
<b>4. ASSAULT TOTAL</b>					
a. Firearm	40	64	64	39	3
b. Knife or Cutting Instrument	41			1	
c. Other Dangerous Weapon	42	3	3	1	
d. Strong-Arm (Hands, Fists, Feet, etc.)	43	6	6	1	
e. Other Assaults - Simple	44	16	16	9	1
	45	39	39	28	2
<b>5. BURGLARY TOTAL</b>					
a. Forcible Entry	50	53	53	10	1
b. Unlawful Entry - No Force	51	17	17		
c. Attempted Forcible Entry	52	31	31	8	
	53	5	5	2	1
<b>6. LARCENY - THEFT TOTAL</b>					
	60	231	231	84	3
<b>7. MOTOR VEHICLE THEFT TOTAL</b>					
a. Autos	70	15	15		
b. Trucks and Buses	71	14	14		
c. Other Vehicles	72	1	1		
	73				
<b>GRAND TOTAL</b>	<b>77</b>	<b>378</b>	<b>1</b>	<b>377</b>	<b>7</b>

Checking any of the appropriate blocks below will eliminate your need to submit reports when the values are zero. This will also aid the national program in its quality control efforts.


- |  |   |
|--|---|
| <input type="checkbox"/> No Supplementary Homicide Report Submitted.                 | <input type="checkbox"/> No Persons Under 18 Arrested.                  |
| <input type="checkbox"/> No Supplement to Return A Submitted.                        | <input type="checkbox"/> No Persons 18 or Over Arrested.                |
| <input checked="" type="checkbox"/> No Law Enforcement Officers Killed or Assaulted. | <input type="checkbox"/> No Arson Offenses Occurred.                    |
| <input type="checkbox"/> No Violent Crimes Against Seniors.                          | <input type="checkbox"/> No Domestic Violence-Related Calls.            |
| <input type="checkbox"/> No Hate Crimes.   | <input checked="" type="checkbox"/> No Anti-Reproduction Rights Crimes. |


SANTA CRUZ PD  
155 CENTER ST  
SANTA CRUZ, CA 95060  
Agency and State

CA0440200  
Agency ID

56,000  
Population

Month and Year of Report: 04/11

  
Signature 5/4/11  
Date

  
Report Prepared by Kevin Vogel  
Title

**Kevin Vogel**  
Chief

**MONTHLY REPORT OF OFFENSES KNOWN TO THE POLICE:  
SUPPLEMENT TO RETURN A**

**PROPERTY STOLEN BY CLASSIFICATION**

CLASSIFICATION		ACTUAL OFFENSES (Column 4, Return A)	VALUE OF PROPERTY STOLEN
<b>1. Murder/Nonnegligent Manslaughter</b>	12	1	
<b>2. Forcible Rape (Total)</b>	20	1	
<b>3. Robbery</b>			
(a) Highway (Streets, Alleys, etc.)	31	2	\$30
(b) Commercial House (Except c, d, f)	32		
(c) Gas or Service Station	33		
(d) Convenience Store	34	1	\$63
(e) Residence (Anywhere on the Premises)	35	1	
(f) Bank	36		
(g) Miscellaneous	37	8	\$1,427
<b>TOTAL ROBBERY</b>	30	12	\$1,520
<b>4. Assault (Not Applicable)</b>			
<b>5. Burglary - Breaking or Entering</b>			
(a) Residence (Dwelling)			
(1) Night (6 P.M. - 6 A.M.)	51	9	\$10,690
(2) Day (6 A.M. - 6 P.M.)	52	8	\$19,909
(3) Unknown	53	5	\$22,280
(b) Non-Residence (Store, Office, etc.)			
(1) Night (6 P.M. - 6 A.M.)	54	16	\$28,102
(2) Day (6 A.M. - 6 P.M.)	55	11	\$1,616
(3) Unknown	56	4	\$4,297
<b>TOTAL BURGLARY</b>	50	53	\$86,894
<b>6. Larceny - Theft (Except Motor Vehicle Theft)</b>			
(a) Over \$400	64	66	\$126,777
(b) \$200 to \$400	61	35	\$10,594
(c) \$50 to \$199	62	40	\$3,785
(d) Under \$50	63	90	\$1,443
<b>TOTAL LARCENY (Same as Item 6X)</b>	60	231	\$142,599
<b>7. Motor Vehicle Theft (Include Alleged Joy Ride)</b>	70	15	\$98,300
<b>GRAND TOTAL - All Items</b>	77		\$329,313
Additional Analysis of Larceny and Motor Vehicle Theft			
<b>6X. Nature of Larcenies Under Item 6</b>			
(a) Pocket-Picking	81	1	\$38
(b) Purse-Snatching	82	1	\$220
(c) Shoplifting	83	80	\$2,733
(d) From Motor Vehicles (Except e)	84	49	\$54,991
(e) Motor Vehicle Parts and Accessories	85	11	\$5,540
(f) Bicycles	86	43	\$39,947
(g) From Buildings (Except c and h)	87	14	\$3,961
(h) From Any Coin-Operated Machine (Parking Meters, etc.)	88	2	\$1,630
(i) All Other	89	30	\$33,539
<b>TOTAL LARCENIES (Same as Item 6)</b>	80	231	\$142,599
<b>7X. Motor Vehicles Recovered</b>			
(a) Stolen Locally and Recovered Locally	91	6	
(b) Stolen Locally and Recovered by Other Jurisdictions	92	3	
(c) Total Locally Stolen Motor Vehicles Recovered	90	9	
(d) Stolen Out of Town, Recovered Locally	93		

**MONTHLY REPORT OF OFFENSES KNOWN TO THE POLICE:  
SUPPLEMENT TO RETURN A**


**PROPERTY BY TYPE AND VALUE**

Type of Property		Value of Property Stolen and Recovered In Your Jurisdiction	
		Stolen	Recovered
(A) Currency, Notes, etc.	01	\$25,391	\$300
(B) Jewelry and Precious Metals	02	\$4,308	\$358
(C) Clothing and Furs	03	\$13,332	\$926
(D) Locally Stolen Motor Vehicles	04	\$98,300	\$69,400
(E) Office Equipment	05	\$42,764	\$2,140
(F) Televisions, Radios, Stereos, etc.	06	\$19,666	\$85
(G) Firearms	07	\$500	
(H) Household Goods	08		
(I) Consumable Goods	09	\$782	\$464
(J) Livestock	10		
(K) Miscellaneous	11	\$124,270	\$4,026
<b>TOTAL</b>	<b>00</b>	<b>\$329,313</b>	<b>\$77,699</b>

NOTE: Total of column (2) should agree with grand total (DATA ENTRY 77) shown on page 2. In column (3) include all property recovered even though stolen in prior months. The above is an accounting for only that property stolen in your jurisdiction. This will include property recovered for you by other jurisdictions but not property you recover for them.

**SANTA CRUZ PD**  
**155 CENTER ST**  
**SANTA CRUZ, CA 95060**  
 Agency and State  
**CA0440200**  
 Agency ID  
**56,000**  
 Population

Month and Year of Report: **04/11**

  
 Signature \_\_\_\_\_ Date **5/4/11**  
**Jacqui Drechsler** Rewards Supervisor  
 Report Prepared by \_\_\_\_\_ Title  
**Kevin Vogel**  
 Chief

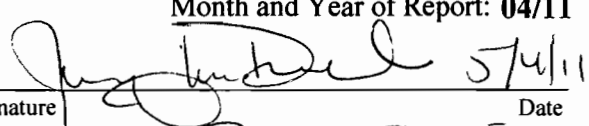
# MONTHLY REPORT OF OFFENSES KNOWN TO THE POLICE:

## ARSON OFFENSES

This report is authorized by law Title 28, Section 534, United States Code, and the enactment of the fiscal year 1979, Department of Justice Authorization Bill S. 3151. While you are not required to respond, your cooperation in using this form to report all incidents of arson which become known to your department during the month will assist the FBI in compiling comprehensive, accurate data on a timely basis.

1 Property Classification	2 Offenses reported or known to police	3 Unfounded, i.e., false or baseless complaints	4 Number of actual offenses	5 Total offenses cleared by arrest or exceptional means	6 Number of clearances involving only persons under 18 years of age	7 Offenses where structures uninhabited, abandoned, or not normally in use	8 Estimated value of property damage
A. Single Occupancy Residential: Houses, Townhouses, Duplexes, etc.							
B. Other Residential: Apartments, Tenements, Flats, Hotels, Motels, Inns, Dormitories, Boarding Houses, etc.							
C. Storage: Barns, Garages, Warehouses, etc.							
D. Industrial/Manufacturing							
E. Other Commercial: Stores, Restaurants, Offices, etc.							
F. Community/Public: Churches, Jails, Schools, Colleges, Hospitals, etc.	1		1			1	\$20
G. All Other Structures: Out Buildings, Monuments, Buildings Under Construction, etc.							
<b>TOTAL STRUCTURE</b>	1		1			1	\$20
H. Motor Vehicles: Automobiles, Trucks, Buses, Motorcycles, etc. UCR Definition							
I. Other Mobile Property: Trailers, Recreational Vehicles, Airplanes, Boats, etc.							
<b>TOTAL MOBILE</b>							
J. Total Other: Crops, Timber, Fences, Signs, etc.							
<b>GRAND TOTAL</b>	1		1			1	\$20

SANTA CRUZ PD  
155 CENTER ST  
SANTA CRUZ, CA 95060  
Agency and State  
CA0440200  
Agency ID  
56,000  
Population

Month and Year of Report: 04/11  
  
 Signature \_\_\_\_\_ Date 5/4/11  
 Jacquie Drechsler \_\_\_\_\_  
 Report Prepared by \_\_\_\_\_ Title Funds Supervisor  
 Kevin Vogel \_\_\_\_\_  
 Chief

**MONTHLY REPORT OF OFFENSES KNOWN TO THE POLICE:  
VIOLENT CRIMES COMMITTED AGAINST SENIOR CITIZENS**

**In accordance with Senate concurrent resolution no. 64**


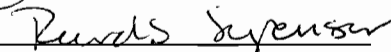
<u>TYPE OF VIOLENT CRIME</u>	<u>VICTIMS AGE 60 OR OVER</u>
1) HOMICIDE	
2) FORCIBLE RAPE	
3) ROBBERY	
4) AGGRAVATED ASSAULT	<b>2</b>
<hr/>	
5) TOTAL	<b>2</b>

**SANTA CRUZ PD**  
**155 CENTER ST**  
**SANTA CRUZ, CA 95060**  
Agency and State

**CA0440200**  
Agency ID

**56,000**  
Population

Month and Year of Report: **04/11**

Signature  Date **5/4/11**  
**Jacqui Drechsler**   
Report Prepared by \_\_\_\_\_ Title \_\_\_\_\_  
**Kevin Vogel**  
Chief

**MONTHLY REPORT OF OFFENSES KNOWN TO THE POLICE:  
DOMESTIC VIOLENCE-RELATED CALLS FOR ASSISTANCE  
California Penal Code (PC) Section 13730 (a)**


---

<u>TYPE OF DATA</u>	<u>NUMBER</u>
TOTAL DOMESTIC VIOLENCE CALLS RECEIVED	25
TOTAL CASES INVOLVING WEAPONS	2
<hr/>	
<u>SUBTOTALS</u>	
<hr/>	
FIREARM	
KNIFE OR CUTTING INSTRUMENT	
OTHER DANGEROUS WEAPON	2
PERSONAL WEAPON (HANDS, FIST, FEET, ETC.)	

---

**SANTA CRUZ PD**  
**155 CENTER ST**  
**SANTA CRUZ, CA 95060**  
Agency and State  
**CA0440200**  
Agency ID  
**56,000**  
Population

Month and Year of Report: **04/11**

  
Signature \_\_\_\_\_ Date **5/4/11**  
**Jacqui Drechsler** *Rewards Supervisor*  
Report Prepared by \_\_\_\_\_ Title  
**Kevin Vogel**  
Chief



**MONTHLY REPORT OF OFFENSES KNOWN TO THE POLICE:  
HATE CRIMES**

---

There was 1 case involving Hate Crimes for this compile period.

Case #s


**11S-03472**

**SANTA CRUZ PD**  
**155 CENTER ST**  
**SANTA CRUZ, CA 95060**  
Agency and State

**CA0440200**  
Agency ID

**56,000**  
Population

Month and Year of Report: **04/11**

 5/4/11  
Signature Date

**Jacqui Drechsler** *Records Supervisor*  
Report Prepared by Title

**Kevin Vogel**  
Chief

MONTHLY REPORT OF  
**ANTI-REPRODUCTIVE RIGHTS CRIMES (ARRC)**  
SUMMARY WORKSHEET

AGENCY <b>SANTA CRUZ PD</b>	
NCIC NUMBER <b>CA0440200</b>	REPORTING MONTH/YEAR <b>04/2011</b>
<input type="checkbox"/> THERE WERE ___ ARRCs REPORTED TO THIS DEPARTMENT FOR THIS MONTH (Attach Data Collection Worksheets)	
<input checked="" type="checkbox"/> THERE WERE NO ARRCs REPORTED TO THIS DEPARTMENT FOR THIS MONTH	
PREPARER'S NAME <b>Jacqui Drechsler</b>	TELEPHONE NUMBER <b>(831) 420-5874</b>
SUBMIT THIS SUMMARY SHEET WITH THE ARRC DATA COLLECTION WORKSHEET(S), IF ANY, TO  State of California Department of Justice <b>CRIMINAL JUSTICE STATISTICS CENTER</b> P.O. Box 903427 Sacramento, CA 94203-4270  <b>ATTN: Anti-Reproductive Rights Crimes</b>	

**Purpose:**

It is the intent of the Department of Justice to:

- \* Collect data on all crimes relating to violations of the Reproductive Rights Law Enforcement Act.
- \* Collect data on the threatened commission of anti-reproductive rights crimes and persons suspected of committing these crimes or making these threats.
- \*Distinguish between crimes of violence and non-violence.

**INSTRUCTIONS FOR COMPLETION:**

**SUBMIT ANTI-REPRODUCTIVE RIGHTS CRIMES (ARRC) AS DEFINED IN PENAL CODE SECTION 13776 (A). SEE REVERSE OF THIS FORM FOR PENAL CODE STATUTES TO BE USED WHEN COMPLETING THIS FORM.**

**NOTE:** It is the purpose of this legislation to collect data on any crime committed partly or wholly because the victim is a reproductive health services client, provider, or assistant, or a crime that is partly or wholly intended to intimidate the victim, or any other person or entity, or any class of persons or entities from becoming or remaining a reproductive health services client, provider or assistant.

**Requirement:**

This form should be submitted monthly whether or not an ARRC occurred.

**Frequency:**

Submit monthly, by the 10th working day for the preceding month (for example, July data should be submitted by the 10th working day in August).

**Reporting # of ARRCs:**

If there are ARRCs to be reported by your agency, check the first box and enter the total number of ARRCs for the reporting month. Attach Data Collection Worksheets for each ARRC report.

If there were no ARRCs to report, check the second box and submit the Summary Worksheet only.