

**PART I CRIMES (ACTUAL OFFENSES)
NOVEMBER 2011**

	NOVEMBER		Percent Change	Year to Date		Percent Change
	2010	2011		2010	2011	
Homicide	0	0	0	6	1	-83%
Rape	3	3	0%	29	23	-21%
Robbery	11	11	0%	109	106	-3%
Aggravated Assault	27	22	-19%	365	312	-15%
Burglary	36	44	22%	449	512	14%
Larceny	177	178	1%	2076	2393	15%
Auto Theft	17	17	0%	170	166	-2%
Arson	0	1	100%	16	12	-25%
Totals:	271	276	2%	3220	3525	9%

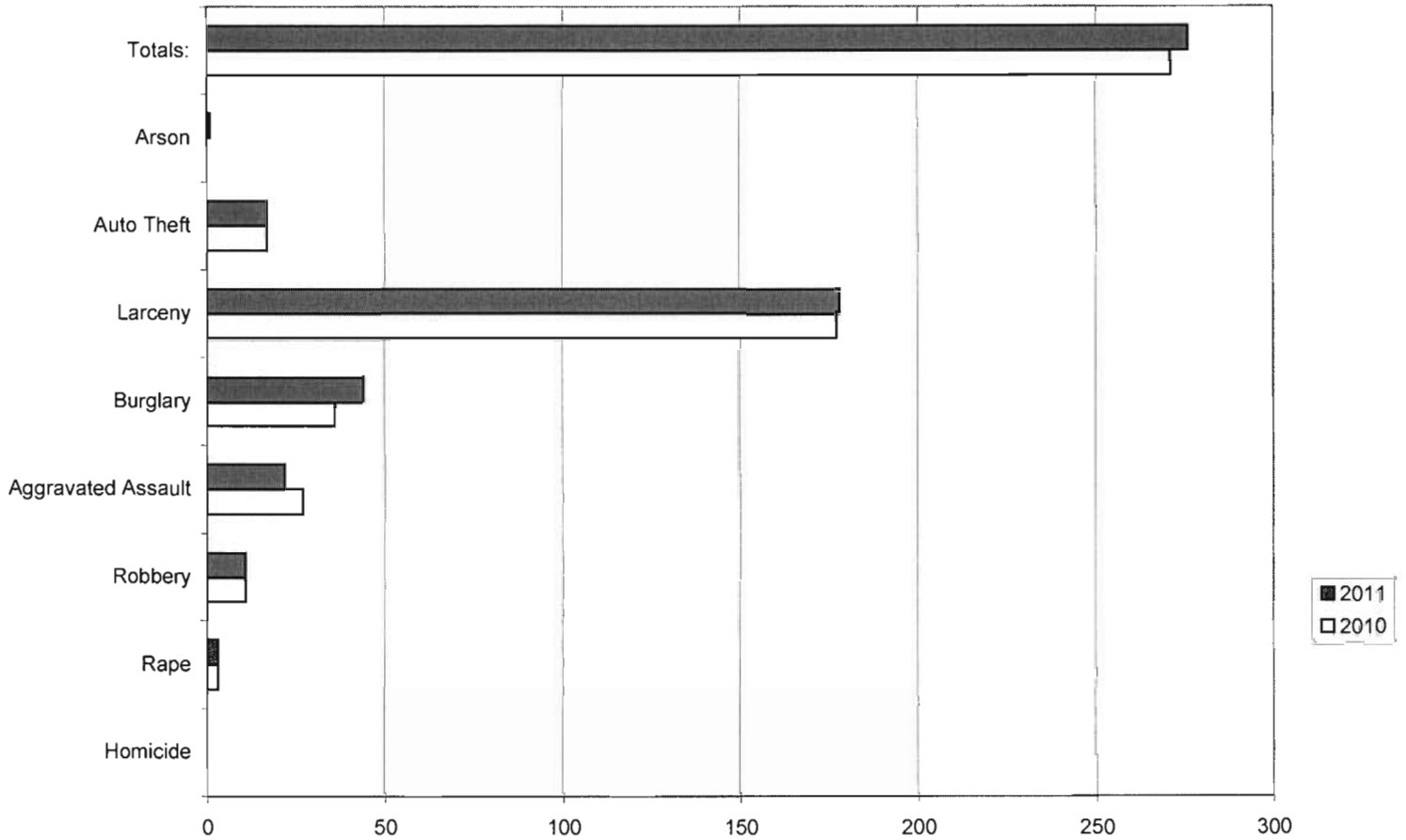
PART I CRIMES - TWO YEAR COMPARISON

	JAN 10	JAN 11	FEB 10	FEB 11	MAR 10	MAR 11	APR 10	APR 11	MAY 10	MAY 11	JUN 10	JUN 11
Homicide	3	0	0	0	0	0	1	1	1	0	0	0
Forcible Rape	2	4	2	1	6	1	2	1	1	2	1	2
Robbery	10	9	8	8	12	5	6	12	8	7	10	3
Aggravated Assault	27	32	22	19	40	23	34	25	39	27	30	36
Burglary	29	42	20	45	35	53	27	53	53	60	57	52
Larceny	164	242	120	163	239	224	212	231	204	242	213	147
Auto Theft	11	5	10	9	10	12	17	15	17	19	23	15
Arson	0	0	0	0	3	0	1	1	1	1	4	1
TOTALS:	246	334	182	245	345	318	300	339	324	358	338	256

	JUL 10	JUL 11	AUG 10	AUG 11	SEP 10	SEP 11	OCT 10	OCT 11	NOV 10	NOV 11	DEC 10	DEC 11
Homicide	1	0	0	0	0	0	0	0	0	0	0	0
Forcible Rape	2	1	3	2	1	2	6	4	3	3	2	0
Robbery	10	17	14	15	9	9	11	10	11	11	11	0
Assault	34	38	35	42	42	20	35	28	27	22	31	0
Burglary	70	51	43	44	36	29	43	39	36	44	46	0
Larceny	178	283	210	308	154	180	205	195	177	178	186	0
Auto Theft	14	25	18	14	20	15	13	20	17	17	10	0
Arson	7	4	0	3	0	0	0	1	0	1	4	0
TOTALS:	316	419	323	428	262	255	313	297	271	276	290	0

YEAR TO DATE TOTALS ARE NOT FINALIZED UNTIL THE END OF THE CALENDAR YEAR

PART I CRIMES COMPARISON CHART NOVEMBER 2010 - NOVEMBER 2011



	Homicide	Rape	Robbery	Aggravated Assault	Burglary	Larceny	Auto Theft	Arson	Totals:
■ 2011	0	3	11	22	44	178	17	1	276
□ 2010	0	3	11	27	36	177	17	0	271

MONTHLY REPORT OF OFFENSES KNOWN TO THE POLICE:

RETURN A

This report is authorized by law Title 28, Section 534, U.S. Code. While you are not required to report, your cooperation in forwarding this report by the seventh day after the close of the month to Uniform Crime Reports, Federal Bureau of Investigation, Washington, D.C. 20535, will assist in compiling comprehensive, accurate national crime figures on a timely basis.

1 Classification of Offenses	2 Offenses Reported or Known to Police	3 Unfounded, i.e., False or Baseless Complaints	4 Number of Actual Offenses	5 Total Offenses Cleared by Arrest or Exceptional Means	6 Number of Clearances Involving Only Persons Under 18 Years of Age
1. CRIMINAL HOMICIDE					
a. Murder and Non-negligent Homicide	11				
b. Manslaughter by Negligence	12				
2. FORCIBLE RAPE TOTAL					
a. Rape by Force	21	3	1	2	
b. Attempts to Commit Forcible Rape	22	1		1	
3. ROBBERY TOTAL					
a. Firearm	30	11		11	4
b. Knife or Cutting Instrument	31	2		2	
c. Other Dangerous Weapon	32	1		1	1
d. Strong-Arm (Hands, Fists, Feet, etc.)	33				
	34	8		8	3
4. ASSAULT TOTAL					
a. Firearm	40	71		71	39
b. Knife or Cutting Instrument	41				
c. Other Dangerous Weapon	42	1		1	
d. Strong-Arm (Hands, Fists, Feet, etc.)	43	5		5	2
e. Other Assaults - Simple	44	16		16	12
	45	49		49	25
5. BURGLARY TOTAL					
a. Forcible Entry	50	44		44	10
b. Unlawful Entry - No Force	51	18		18	
c. Attempted Forcible Entry	52	26		26	10
	53				
6. LARCENY - THEFT TOTAL					
	60	178		178	42
7. MOTOR VEHICLE THEFT TOTAL					
a. Autos	70	18	1	17	
b. Trucks and Buses	71	16	1	15	
c. Other Vehicles	72	1		1	
	73	1		1	
GRAND TOTAL	77	326	2	324	3


Checking any of the appropriate blocks below will eliminate your need to submit reports when the values are zero. This will also aid the national program in its quality control efforts.

- | | |
|---|---|
| <input checked="" type="checkbox"/> No Supplementary Homicide Report Submitted. | <input type="checkbox"/> No Persons Under 18 Arrested. |
| <input type="checkbox"/> No Supplement to Return A Submitted. | <input type="checkbox"/> No Persons 18 or Over Arrested. |
| <input type="checkbox"/> No Law Enforcement Officers Killed or Assaulted. | <input type="checkbox"/> No Arson Offenses Occurred. |
| <input type="checkbox"/> No Violent Crimes Against Seniors. | <input type="checkbox"/> No Domestic Violence-Related Calls. |
| <input type="checkbox"/> No Hate Crimes. | <input checked="" type="checkbox"/> No Anti-Reproduction Rights Crimes. |

SANTA CRUZ PD
155 CENTER ST
SANTA CRUZ, CA 95060
 Agency and State

CA0440200
 Agency ID
56,000
 Population

Month and Year of Report: **11/11**

Signature:  Date: 12/7/11
 Report Prepared by: Jacquie Drechsler Title: Records Supervisor
Kevin Vogel
 Chief

**MONTHLY REPORT OF OFFENSES KNOWN TO THE POLICE:
SUPPLEMENT TO RETURN A**

PROPERTY STOLEN BY CLASSIFICATION

CLASSIFICATION		ACTUAL OFFENSES (Column 4, Return A)	VALUE OF PROPERTY STOLEN
1. Murder/Nonnegligent Manslaughter	12		
2. Forcible Rape (Total)	20	3	
3. Robbery			
(a) Highway (Streets, Alleys, etc.)	31	1	
(b) Commercial House (Except c, d, f)	32		
(c) Gas or Service Station	33		
(d) Convenience Store	34	1	\$16
(e) Residence (Anywhere on the Premises)	35	1	\$1,050
(f) Bank	36	1	\$940
(g) Miscellaneous	37	7	\$5,414
TOTAL ROBBERY	30	11	\$7,420
4. Assault (Not Applicable)			
5. Burglary - Breaking or Entering			
(a) Residence (Dwelling)			
(1) Night (6 P.M. - 6 A.M.)	51	8	\$12,950
(2) Day (6 A.M. - 6 P.M.)	52	5	\$6,900
(3) Unknown	53	4	\$17,943
(b) Non-Residence (Store, Office, etc.)			
(1) Night (6 P.M. - 6 A.M.)	54	10	\$22,194
(2) Day (6 A.M. - 6 P.M.)	55	13	\$4,380
(3) Unknown	56	4	\$41,869
TOTAL BURGLARY	50	44	\$106,236
6. Larceny - Theft (Except Motor Vehicle Theft)			
(a) Over \$400	64	65	\$91,122
(b) \$200 to \$400	61	33	\$10,639
(c) \$50 to \$199	62	27	\$2,987
(d) Under \$50	63	53	\$660
TOTAL LARCENY (Same as Item 6X)	60	178	\$105,408
7. Motor Vehicle Theft (Include Alleged Joy Ride)	70	17	\$39,300
GRAND TOTAL - All Items	77		\$258,364
Additional Analysis of Larceny and Motor Vehicle Theft			
6X. Nature of Larcenies Under Item 6			
(a) Pocket-Picking	81		
(b) Purse-Snatching	82	1	\$420
(c) Shoplifting	83	44	\$2,554
(d) From Motor Vehicles (Except e)	84	48	\$37,926
(e) Motor Vehicle Parts and Accessories	85	18	\$17,551
(f) Bicycles	86	28	\$30,067
(g) From Buildings (Except c and h)	87	9	\$2,997
(h) From Any Coin-Operated Machine (Parking Meters, etc.)	88		
(i) All Other	89	30	\$13,893
TOTAL LARCENIES (Same as Item 6)	80	178	\$105,408
7X. Motor Vehicles Recovered			
(a) Stolen Locally and Recovered Locally	91	10	
(b) Stolen Locally and Recovered by Other Jurisdictions	92	5	
(c) Total Locally Stolen Motor Vehicles Recovered	90	15	
(d) Stolen Out of Town, Recovered Locally	93		

**MONTHLY REPORT OF OFFENSES KNOWN TO THE POLICE:
SUPPLEMENT TO RETURN A**

PROPERTY BY TYPE AND VALUE

Type of Property		Value of Property Stolen and Recovered In Your Jurisdiction	
		Stolen	Recovered
(A) Currency, Notes, etc.	01	\$5,297	\$111
(B) Jewelry and Precious Metals	02	\$27,668	\$1,016
(C) Clothing and Furs	03	\$12,343	\$7,100
(D) Locally Stolen Motor Vehicles	04	\$44,000	\$48,200
(E) Office Equipment	05	\$56,181	\$1,380
(F) Televisions, Radios, Stereos, etc.	06	\$21,762	\$816
(G) Firearms	07		
(H) Household Goods	08		
(I) Consumable Goods	09	\$876	\$770
(J) Livestock	10		
(K) Miscellaneous	11	\$90,237	\$5,970
TOTAL	00	\$258,364	\$65,363

NOTE: Total of column (2) should agree with grand total (DATA ENTRY 77) shown on page 2. In column (3) include all property recovered even though stolen in prior months. The above is an accounting for only that property stolen in your jurisdiction. This will include property recovered for you by other jurisdictions but not property you recover for them.

SANTA CRUZ PD
155 CENTER ST
SANTA CRUZ, CA 95060


Agency and State

CA0440200
Agency ID

56,000
Population

Month and Year of Report: 11/11

Signature  Date 12/7/11

Jacqui Drechsler
Report Prepared by  Title

Kevin Vogel

Chief

MONTHLY REPORT OF OFFENSES KNOWN TO THE POLICE:

ARSON OFFENSES

This report is authorized by law Title 28, Section 534, United States Code, and the enactment of the fiscal year 1979, Department of Justice Authorization Bill S. 3151. While you are not required to respond, your cooperation in using this form to report all incidents of arson which become known to your department during the month will assist the FBI in compiling comprehensive, accurate data on a timely basis.

1 Property Classification	2 Offenses reported or known to police	3 Unfounded, i.e., false or baseless complaints	4 Number of actual offenses	5 Total offenses cleared by arrest or exceptional means	6 Number of clearances involving only persons under 18 years of age	7 Offenses where structures uninhabited, abandoned, or not normally in use	8 Estimated value of property damage
A. Single Occupancy Residential: Houses, Townhouses, Duplexes, etc.							
B. Other Residential: Apartments, Tenements, Flats, Hotels, Motels, Inns, Dormitories, Boarding Houses, etc.							
C. Storage: Barns, Garages, Warehouses, etc.							
D. Industrial/Manufacturing							
E. Other Commercial: Stores, Restaurants, Offices, etc.							
F. Community/Public: Churches, Jails, Schools, Colleges, Hospitals, etc.							
G. All Other Structures: Out Buildings, Monuments, Buildings Under Construction, etc.							
TOTAL STRUCTURE							
H. Motor Vehicles: Automobiles, Trucks, Buses, Motorcycles, etc. UCR Definition	1		1				\$30,000
I. Other Mobile Property: Trailers, Recreational Vehicles, Airplanes, Boats, etc.							
TOTAL MOBILE	1		1				\$30,000
J. Total Other: Crops, Timber, Fences, Signs, etc.							
GRAND TOTAL	1		1				\$30,000

SANTA CRUZ PD
155 CENTER ST
SANTA CRUZ, CA 95060
Agency and State
CA0440200
Agency ID
56,000
Population

Month and Year of Report: 11/11

Signature Jacqui Drechsler Date 12/7/11
Report Prepared by Kevin Vogel Title Records Supervisor
Chief

**MONTHLY REPORT OF OFFENSES KNOWN TO THE POLICE:
VIOLENT CRIMES COMMITTED AGAINST SENIOR CITIZENS**

In accordance with Senate concurrent resolution no. 64

<u>TYPE OF VIOLENT CRIME</u>	<u>VICTIMS AGE 60 OR OVER</u>
1) HOMICIDE	
2) FORCIBLE RAPE	
3) ROBBERY	4
4) AGGRAVATED ASSAULT	5
<hr/>	
5) TOTAL	9

SANTA CRUZ PD
155 CENTER ST
SANTA CRUZ, CA 95060

Agency and State

CA0440200

Agency ID

56,000

Population

Month and Year of Report: **11/11**

Signature

Jacqui Drechsler

Report Prepared by

Kevin Vogel

Chief

Date

Title

**MONTHLY REPORT OF OFFENSES KNOWN TO THE POLICE:
DOMESTIC VIOLENCE-RELATED CALLS FOR ASSISTANCE
California Penal Code (PC) Section 13730 (a)**


<u>TYPE OF DATA</u>	<u>NUMBER</u>
TOTAL DOMESTIC VIOLENCE CALLS RECEIVED	21
TOTAL CASES INVOLVING WEAPONS	2
<hr/>	
SUBTOTALS	
<hr/>	
FIREARM	
KNIFE OR CUTTING INSTRUMENT	
OTHER DANGEROUS WEAPON	1
PERSONAL WEAPON (HANDS, FIST, FEET, ETC.)	1

SANTA CRUZ PD
155 CENTER ST
SANTA CRUZ, CA 95060
Agency and State

CA0440200
Agency ID

56,000
Population

Month and Year of Report: **11/11**

Signature  Date **12/17/11**

Jacqui Drechsler Reports Supervisor
Report Prepared by Title

Kevin Vogel
Chief


**MONTHLY REPORT OF OFFENSES KNOWN TO THE POLICE:
HATE CRIMES**

There was 1 case involving Hate Crimes for this compile period.

Case #s
11S-09834

SANTA CRUZ PD
155 CENTER ST
SANTA CRUZ, CA 95060
Agency and State
CA0440200
Agency ID
56,000
Population

Month and Year of Report: **11/11**


Signature _____ Date **12/7/11**
Jacqui Drechsler *Recd. & Supervisor*
Report Prepared by _____ Title
Kevin Vogel
Chief

LAW ENFORCEMENT OFFICERS KILLED OR ASSAULTED

It is requested this report be completed and transmitted with monthly crime reports to: Director, Federal Bureau of Investigation, Uniform Crime Reports, Washington, D.C. 20535. This form should be used to report the number of your officers who were assaulted or killed in the line of duty during the month. Additional information concerning officers killed will be requested by a separate questionnaire.

OFFICERS KILLED		By felonious act _____
Number of your law enforcement officers killed in the line of duty this month		By accident or negligence _____

OFFICERS ASSAULTED (Do not include officers killed.)

Type of Activity	Type of Weapon					Type of Assignment						Police Assaults Cleared		
	Total Assaults by Weapon	Firearm	Knife	Other Dangerous Weapon	Hands, Fists, Feet, etc.	Two Officer Vehicle	One Officer Vehicle	Detective or Special Assign.		Other				
	A	B	C	D	E	F	G	H	I	J	K		L	M
1. Responding to "Disturbance"														
2. Burglaries in Progress														
3. Robberies in Progress														
4. Attempting Other Arrests														
5. Civil Disorder	1			1									1	
6. Handling Prisoners	1				1		1							1
7. Suspicious Person/Circum.														
8. Ambush - No Warning														
9. Mentally Deranged														
10. Traffic Pursuits														
11. All Other														
12. TOTAL (1-11)	2			1	1		1						1	1
13. Number With Personal Injury														
14. Number Without Personal Injury				1	1									
15. Time of Assaults	A.M.	1												
	P.M.		1											

12:01 2:00 4:00 6:00 8:00 10:00 12:00

SANTA CRUZ PD
155 CENTER ST
SANTA CRUZ, CA 95060
Agency and State

CA0440200
Agency ID

56,000
Population

Month and Year of Report: 11/11

Signature Jacqui Drechsler Date 12/17/11
Report Prepared by Kevin Vogel Title Roads Supervisor
Chief

MONTHLY REPORT OF
ANTI-REPRODUCTIVE RIGHTS CRIMES (ARRC)
SUMMARY WORKSHEET

AGENCY SANTA CRUZ PD	
NCIC NUMBER CA0440200	REPORTING MONTH/YEAR 11/2011
<input type="checkbox"/> THERE WERE ___ ARRCs REPORTED TO THIS DEPARTMENT FOR THIS MONTH (Attach Data Collection Worksheets)	
<input checked="" type="checkbox"/> THERE WERE NO ARRCs REPORTED TO THIS DEPARTMENT FOR THIS MONTH	
PREPARER'S NAME Jacqui Drechsler	TELEPHONE NUMBER (831) 420-5874
SUBMIT THIS SUMMARY SHEET WITH THE ARRC DATA COLLECTION WORKSHEET(S), IF ANY, TO <p style="text-align: center;">State of California Department of Justice CRIMINAL JUSTICE STATISTICS CENTER P.O. Box 903427 Sacramento, CA 94203-4270</p> <p style="text-align: center;">ATTN: Anti-Reproductive Rights Crimes</p>	

Purpose:

It is the intent of the Department of Justice to:

- * Collect data on all crimes relating to violations of the Reproductive Rights Law Enforcement Act.
- * Collect data on the threatened commission of anti-reproductive rights crimes and persons suspected of committing these crimes or making these threats.
- *Distinguish between crimes of violence and non-violence.

INSTRUCTIONS FOR COMPLETION:

SUBMIT ANTI-REPRODUCTIVE RIGHTS CRIMES (ARRC) AS DEFINED IN PENAL CODE SECTION 13776 (A). SEE REVERSE OF THIS FORM FOR PENAL CODE STATUTES TO BE USED WHEN COMPLETING THIS FORM.

NOTE: It is the purpose of this legislation to collect data on any crime committed partly or wholly because the victim is a reproductive health services client, provider, or assistant, or a crime that is partly or wholly intended to intimidate the victim, or any other person or entity, or any class of persons or entities from becoming or remaining a reproductive health services client, provider or assistant.

Requirement:

This form should be submitted monthly whether or not an ARRC occurred.

Frequency:

Submit monthly, by the 10th working day for the preceding month (for example, July data should be submitted by the 10th working day in August).

Reporting # of ARRCs:

If there are ARRCs to be reported by your agency, check the first box and enter the total number of ARRCs for the reporting month. Attach Data Collection Worksheets for each ARRC report.

If there were no ARRCs to report, check the second box and submit the Summary Worksheet only.