

**PART I CRIMES (ACTUAL OFFENSES)
MARCH 2012**

	MARCH		Percent Change	Year to Date		Percent Change
	2011	2012		2011	2012	
Homicide	0	0	0	0	0	0
Rape	1	2	100%	6	9	50%
Robbery	5	8	60%	22	20	-9%
Aggravated Assault	23	20	-13%	74	76	3%
Burglary	53	41	-23%	140	123	-12%
Larceny	224	185	-17%	629	646	3%
Auto Theft	12	13	8%	26	42	62%
Arson	0	0	0	0	4	400%
Totals:	318	269	-15%	897	920	3%

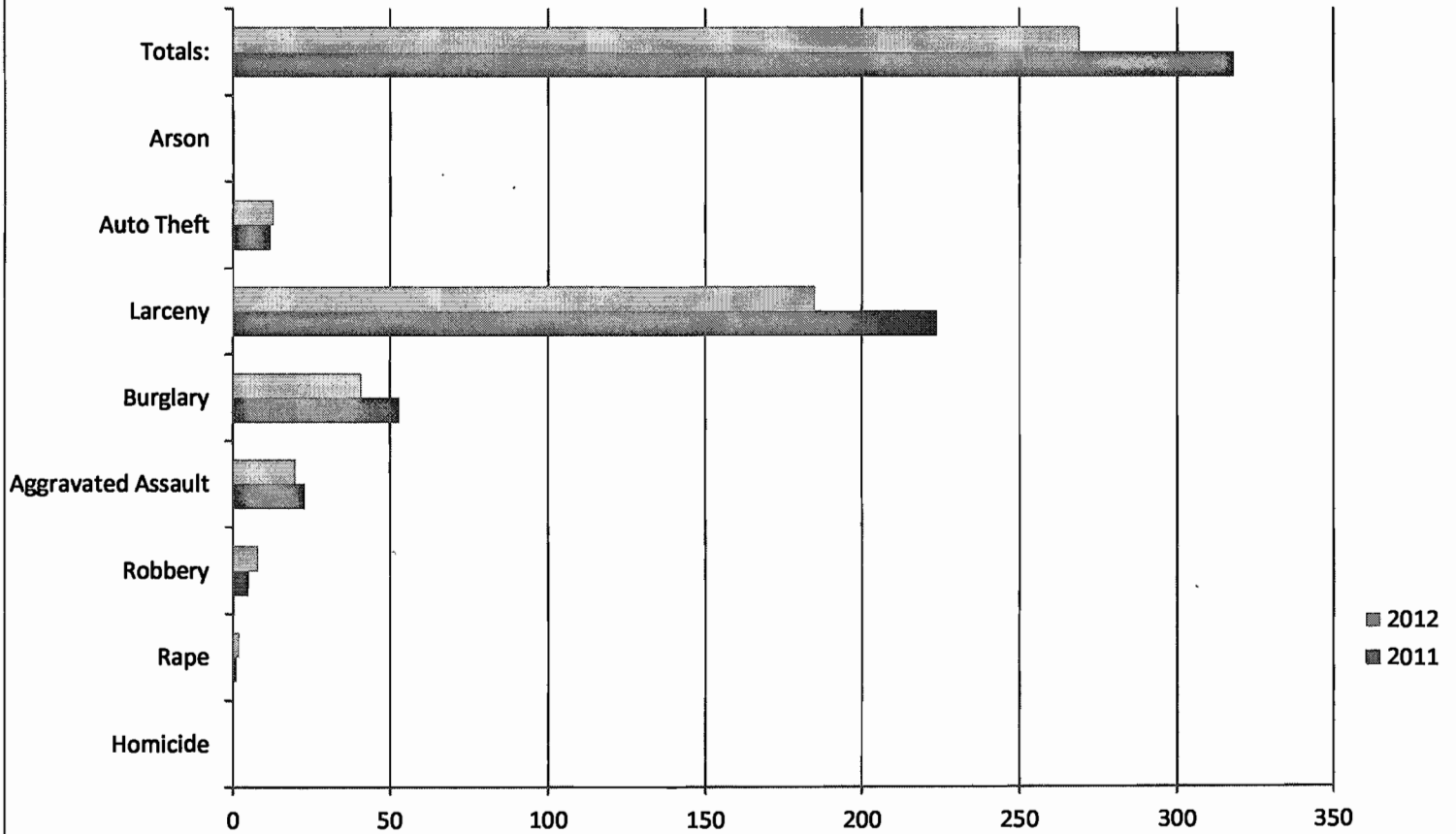
PART I CRIMES - TWO YEAR COMPARISON

	JAN 11	JAN 12	FEB 11	FEB 12	MAR 11	MAR 12	APR 11	APR 12	MAY 11	MAY 12	JUN 11	JUN 12
Homicide	0	0	0	0	0	0	1	0	0	0	0	0
Forcible Rape	4	2	1	5	1	2	1	0	2	0	2	0
Robbery	9	6	8	6	5	8	12	0	7	0	3	0
Aggravated Assault	32	25	19	31	23	20	25	0	27	0	36	0
Burglary	42	50	45	32	53	41	53	0	60	0	52	0
Larceny	242	280	163	181	224	185	231	0	242	0	147	0
Auto Theft	5	10	9	19	12	13	15	0	19	0	15	0
Arson	0	2	0	2	0	0	1	0	1	0	1	0
TOTALS:	334	375	245	276	318	269	339	0	358	0	256	0

	JUL 11	JUL 12	AUG 11	AUG 12	SEP 11	SEP 12	OCT 11	OCT 12	NOV 11	NOV 12	DEC 11	DEC 12
Homicide	0	0	0	0	0	0	0	0	0	0	0	0
Forcible Rape	1	0	2	0	2	0	4	0	3	0	1	0
Robbery	17	0	15	0	9	0	10	0	11	0	7	0
Assault	38	0	42	0	20	0	28	0	22	0	31	0
Burglary	51	0	44	0	29	0	39	0	44	0	56	0
Larceny	283	0	308	0	180	0	195	0	178	0	210	0
Auto Theft	25	0	14	0	15	0	20	0	17	0	19	0
Arson	4	0	3	0	0	0	1	0	1	0	0	0
TOTALS:	419	0	428	0	255	0	297	0	276	0	324	0

YEAR TO DATE TOTALS ARE NOT FINALIZED UNTIL THE END OF THE CALENDAR YEAR

PART I CRIMES COMPARISON CHART MARCH 2011 - MARCH 2012



	Homicide	Rape	Robbery	Aggravated Assault	Burglary	Larceny	Auto Theft	Arson	Totals:
■ 2012	0	2	8	20	41	185	13	0	269
■ 2011	0	1	5	23	53	224	12	0	318

MONTHLY REPORT OF OFFENSES KNOWN TO THE POLICE:

RETURN A

This report is authorized by law Title 28, Section 534, U.S. Code. While you are not required to report, your cooperation in forwarding this report by the seventh day after the close of the month to Uniform Crime Reports, Federal Bureau of Investigation, Washington, D.C. 20535, will assist in compiling comprehensive, accurate national crime figures on a timely basis.

1 Classification of Offenses	2 Offenses Reported or Known to Police	3 Unfounded, i.e., False or Baseless Complaints	4 Number of Actual Offenses	5 Total Offenses Cleared by Arrest or Exceptional Means	6 Number of Clearances Involving Only Persons Under 18 Years of Age
1. CRIMINAL HOMICIDE					
a. Murder and Non-negligent Homicide	11				
b. Manslaughter by Negligence	12				
2. FORCIBLE RAPE TOTAL					
a. Rape by Force	20	2	1	2	
b. Attempts to Commit Forcible Rape	21		1		
3. ROBBERY TOTAL					
a. Firearm	30	8	8	2	
b. Knife or Cutting Instrument	31	1	1	1	
c. Other Dangerous Weapon	32	2	2	1	
d. Strong-Arm (Hands, Fists, Feet, etc.)	33	1	1		
4. ASSAULT TOTAL					
a. Firearm	34	4	4		
b. Knife or Cutting Instrument	40	48	48	30	1
c. Other Dangerous Weapon	41				
d. Strong-Arm (Hands, Fists, Feet, etc.)	42	1	1	1	1
e. Other Assaults - Simple	43	2	2	1	
5. BURGLARY TOTAL					
a. Forcible Entry	44	17	17	14	
b. Unlawful Entry - No Force	45	28	28	14	
c. Attempted Forcible Entry	50	41	41	5	
6. LARCENY - THEFT TOTAL					
a. Autos	51	12	12	1	
b. Trucks and Buses	52	27	27	3	
c. Other Vehicles	53	2	2	1	
7. MOTOR VEHICLE THEFT TOTAL					
a. Autos	60	185	185	41	2
b. Trucks and Buses	70	13	13	2	
c. Other Vehicles	71	10	10	1	
GRAND TOTAL					
	77	297	1	297	80

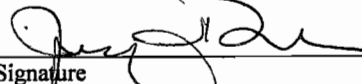
Checking any of the appropriate blocks below will eliminate your need to submit reports when the values are zero. This will also aid the national program in its quality control efforts.

- | | |
|---------------------------------------------------------------------------------|-------------------------------------------------------------------------|
| <input checked="" type="checkbox"/> No Supplementary Homicide Report Submitted. | <input type="checkbox"/> No Persons Under 18 Arrested. |
| <input type="checkbox"/> No Supplement to Return A Submitted. | <input type="checkbox"/> No Persons 18 or Over Arrested. |
| <input type="checkbox"/> No Law Enforcement Officers Killed or Assaulted. | <input checked="" type="checkbox"/> No Arson Offenses Occurred. |
| <input checked="" type="checkbox"/> No Violent Crimes Against Seniors. | <input type="checkbox"/> No Domestic Violence-Related Calls. |
| <input type="checkbox"/> No Hate Crimes. | <input checked="" type="checkbox"/> No Anti-Reproduction Rights Crimes. |

SANTA CRUZ PD
155 CENTER ST
SANTA CRUZ, CA 95060
Agency and State

CA0440200
Agency ID
56,000
Population

Month and Year of Report: 03/12

 4/9/12
Signature Date
Jacqui Drechsler
Report Prepared by Title
Kevin Vogel
Chief

**MONTHLY REPORT OF OFFENSES KNOWN TO THE POLICE:
SUPPLEMENT TO RETURN A**

PROPERTY STOLEN BY CLASSIFICATION

CLASSIFICATION		ACTUAL OFFENSES (Column 4, Return A)	VALUE OF PROPERTY STOLEN
1. Murder/Nonnegligent Manslaughter	12		
2. Forcible Rape (Total)	20	2	
3. Robbery			
(a) Highway (Streets, Alleys, etc.)	31		
(b) Commercial House (Except c, d, f)	32	1	\$400
(c) Gas or Service Station	33		
(d) Convenience Store	34		
(e) Residence (Anywhere on the Premises)	35		
(f) Bank	36		
(g) Miscellaneous	37	7	\$353
TOTAL ROBBERY	30	8	\$753
4. Assault (Not Applicable)			
5. Burglary - Breaking or Entering			
(a) Residence (Dwelling)			
(1) Night (6 P.M. - 6 A.M.)	51	6	\$7,834
(2) Day (6 A.M. - 6 P.M.)	52	11	\$20,461
(3) Unknown	53	3	\$8,555
(b) Non-Residence (Store, Office, etc.)			
(1) Night (6 P.M. - 6 A.M.)	54	12	\$11,395
(2) Day (6 A.M. - 6 P.M.)	55	5	\$3,315
(3) Unknown	56	4	\$374
TOTAL BURGLARY	50	41	\$51,934
6. Larceny - Theft (Except Motor Vehicle Theft)			
(a) Over \$400	64	54	\$75,912
(b) \$200 to \$400	61	36	\$10,771
(c) \$50 to \$199	62	34	\$3,451
(d) Under \$50	63	61	\$681
TOTAL LARCENY (Same as Item 6X)	60	185	\$90,815
7. Motor Vehicle Theft (Include Alleged Joy Ride)	70	13	\$71,571
GRAND TOTAL - All Items	77		\$215,073
Additional Analysis of Larceny and Motor Vehicle Theft			
6X. Nature of Larcenies Under Item 6			
(a) Pocket-Picking	81	2	\$606
(b) Purse-Snatching	82		
(c) Shoplifting	83	42	\$2,096
(d) From Motor Vehicles (Except e)	84	63	\$36,562
(e) Motor Vehicle Parts and Accessories	85	3	\$200
(f) Bicycles	86	28	\$28,120
(g) From Buildings (Except c and h)	87	8	\$8,460
(h) From Any Coin-Operated Machine (Parking Meters, etc.)	88	1	\$250
(i) All Other	89	38	\$14,521
TOTAL LARCENIES (Same as Item 6)	80	185	\$90,815
7X. Motor Vehicles Recovered			
(a) Stolen Locally and Recovered Locally	91	8	
(b) Stolen Locally and Recovered by Other Jurisdictions	92	3	
(c) Total Locally Stolen Motor Vehicles Recovered	90	11	
(d) Stolen Out of Town, Recovered Locally	93		

**MONTHLY REPORT OF OFFENSES KNOWN TO THE POLICE:
SUPPLEMENT TO RETURN A**


PROPERTY BY TYPE AND VALUE

Type of Property		Value of Property Stolen and Recovered In Your Jurisdiction	
		Stolen	Recovered
(A) Currency, Notes, etc.	01	\$14,064	
(B) Jewelry and Precious Metals	02	\$10,595	
(C) Clothing and Furs	03	\$19,879	\$25
(D) Locally Stolen Motor Vehicles	04	\$67,901	\$65,900
(E) Office Equipment	05	\$31,431	\$1,170
(F) Televisions, Radios, Stereos, etc.	06	\$15,448	
(G) Firearms	07		
(H) Household Goods	08		
(I) Consumable Goods	09	\$1,592	\$1,398
(J) Livestock	10		
(K) Miscellaneous	11	\$54,163	\$1,568
TOTAL	00	\$215,073	\$70,061

NOTE: Total of column (2) should agree with grand total (DATA ENTRY 77) shown on page 2. In column (3) include all property recovered even though stolen in prior months. The above is an accounting for only that property stolen in your jurisdiction. This will include property recovered for you by other jurisdictions but not property you recover for them.

SANTA CRUZ PD
155 CENTER ST
SANTA CRUZ, CA 95060
 Agency and State
CA0440200
 Agency ID
56,000
 Population

Month and Year of Report: **03/12**

Signature  Date **4/9/12**
 Report Prepared by **Jacqui Drechsler** Title **Records Supervisor**
Kevin Vogel
 Chief

**MONTHLY REPORT OF OFFENSES KNOWN TO THE POLICE:
VIOLENT CRIMES COMMITTED AGAINST SENIOR CITIZENS
In accordance with Senate concurrent resolution no. 64**

TYPE OF VIOLENT CRIME


VICTIMS AGE 60 OR OVER

- 1) HOMICIDE
2) FORCIBLE RAPE
3) ROBBERY
4) AGGRAVATED ASSAULT
-
- 5) TOTAL

SANTA CRUZ PD
155 CENTER ST
SANTA CRUZ, CA 95060
Agency and State

CA0440200
Agency ID
56,000
Population

Month and Year of Report: **03/12**



Signature Date
Jacqui Drechsler *Records Supervisor*
Report Prepared by Title
Kevin Vogel
Chief

**MONTHLY REPORT OF OFFENSES KNOWN TO THE POLICE:
DOMESTIC VIOLENCE-RELATED CALLS FOR ASSISTANCE
California Penal Code (PC) Section 13730 (a)**

<u>TYPE OF DATA</u>	<u>NUMBER</u>
TOTAL DOMESTIC VIOLENCE CALLS RECEIVED	26
TOTAL CASES INVOLVING WEAPONS	1
<hr/>	
SUBTOTALS	
<hr/>	
FIREARM	
KNIFE OR CUTTING INSTRUMENT	
OTHER DANGEROUS WEAPON	1
PERSONAL WEAPON (HANDS, FIST, FEET, ETC.)	

SANTA CRUZ PD
155 CENTER ST
SANTA CRUZ, CA 95060
Agency and State
CA0440200
Agency ID
56,000
Population

Month and Year of Report: **03/12**

Signature  Date **4/9/12**
Jacqui Drechsler *Rund's Supervisor*
Report Prepared by Title
Kevin Vogel
Chief


**MONTHLY REPORT OF OFFENSES KNOWN TO THE POLICE:
HATE CRIMES**

There were 2 cases involving Hate Crimes for this compile period.

Case #s
12S-01948
12S-02096

SANTA CRUZ PD
155 CENTER ST
SANTA CRUZ, CA 95060
Agency and State
CA0440200
Agency ID
56,000
Population

Month and Year of Report: **03/12**

 4/9/12
Signature Date
Jacqui Drechsler *Records Supervisor*
Report Prepared by Title
Kevin Vogel
Chief

LAW ENFORCEMENT OFFICERS KILLED OR ASSAULTED

It is requested this report be completed and transmitted with monthly crime reports to: Director, Federal Bureau of Investigation, Uniform Crime Reports, Washington, D.C. 20535. This form should be used to report the number of your officers who were assaulted or killed in the line of duty during the month. Additional information concerning officers killed will be requested by a separate questionnaire.

OFFICERS KILLED

Number of your law enforcement officers killed in the line of duty this month

By felonious act _____

By accident or negligence _____

OFFICERS ASSAULTED (Do not include officers killed.)

Type of Activity	Type of Weapon					Type of Assignment						Police Assaults Cleared	
	Total Assaults by Weapon		Firearm	Knife	Other Dangerous Weapon	Hands, Fists, Feet, etc.	Two Officer Vehicle	One Officer Vehicle		Detective or Special Assign.			Other
	A	B						Alone	Assisted	Alone	Assisted		
1. Responding to "Disturbance"	1				1			1					1
2. Burglaries in Progress													
3. Robberies in Progress													
4. Attempting Other Arrests													
5. Civil Disorder													
6. Handling Prisoners													
7. Suspicious Person/Circum.													
8. Ambush - No Warning													
9. Mentally Deranged													
10. Traffic Pursuits													
11. All Other													
12. TOTAL (1-11)	1				1			1					1
13. Number With Personal Injury													
14. Number Without Personal Injury					1								
15. Time of Assaults	A.M.												
	P.M.			1									

12:01 2:00 4:00 6:00 8:00 10:00 12:00

SANTA CRUZ PD
155 CENTER ST
SANTA CRUZ, CA 95060
Agency and State

CA0440200
Agency ID

56,000
Population

Month and Year of Report: 03/12

Signature Jacqui Drechsler Date 4/9/12

Report Prepared by Jacqui Drechsler Title Rounds Supervisor

Kevin Vogel
Chief

MONTHLY REPORT OF
ANTI-REPRODUCTIVE RIGHTS CRIMES (ARRC)
SUMMARY WORKSHEET

AGENCY SANTA CRUZ PD	
NCIC NUMBER CA0440200	REPORTING MONTH/YEAR 03/2012
<input type="checkbox"/> THERE WERE ___ ARRCs REPORTED TO THIS DEPARTMENT FOR THIS MONTH (Attach Data Collection Worksheets)	
<input checked="" type="checkbox"/> THERE WERE NO ARRCs REPORTED TO THIS DEPARTMENT FOR THIS MONTH	
PREPARER'S NAME Jacqui Drechsler	TELEPHONE NUMBER (831) 420-5874
SUBMIT THIS SUMMARY SHEET WITH THE ARRC DATA COLLECTION WORKSHEET(S), IF ANY, TO <p style="text-align: center;">State of California Department of Justice CRIMINAL JUSTICE STATISTICS CENTER P.O. Box 903427 Sacramento, CA 94203-4270</p> <p style="text-align: center;">ATTN: Anti-Reproductive Rights Crimes</p>	

Purpose:

It is the intent of the Department of Justice to:

- * Collect data on all crimes relating to violations of the Reproductive Rights Law Enforcement Act.
- * Collect data on the threatened commission of anti-reproductive rights crimes and persons suspected of committing these crimes or making these threats.
- *Distinguish between crimes of violence and non-violence.

INSTRUCTIONS FOR COMPLETION:

SUBMIT ANTI-REPRODUCTIVE RIGHTS CRIMES (ARRC) AS DEFINED IN PENAL CODE SECTION 13776 (A). SEE REVERSE OF THIS FORM FOR PENAL CODE STATUTES TO BE USED WHEN COMPLETING THIS FORM.

NOTE: It is the purpose of this legislation to collect data on any crime committed partly or wholly because the victim is a reproductive health services client, provider, or assistant, or a crime that is partly or wholly intended to intimidate the victim, or any other person or entity, or any class of persons or entities from becoming or remaining a reproductive health services client, provider or assistant.

Requirement:

This form should be submitted monthly whether or not an ARRC occurred.

Frequency:

Submit monthly, by the 10th working day for the preceding month (for example, July data should be submitted by the 10th working day in August).

Reporting # of ARRCs:

If there are ARRCs to be reported by your agency, check the first box and enter the total number of ARRCs for the reporting month. Attach Data Collection Worksheets for each ARRC report.

If there were no ARRCs to report, check the second box and submit the Summary Worksheet only.