

PART I CRIMES (ACTUAL OFFENSES)
JULY 2012

	JULY		Percent Change	Year to Date		Percent Change
	2011	2012		2011	2012	
Homicide	0	0	0	1	1	0%
Rape	1	5	400%	12	22	83%
Robbery	17	10	-41%	61	45	-26%
Aggravated Assault	38	28	-26%	200	200	0%
Burglary	51	67	31%	356	330	-7%
Larceny	283	288	2%	1532	1647	8%
Auto Theft	25	26	4%	100	138	38%
Arson	4	1	-75%	7	9	29%
Totals:	419	425	1%	2269	2392	5%

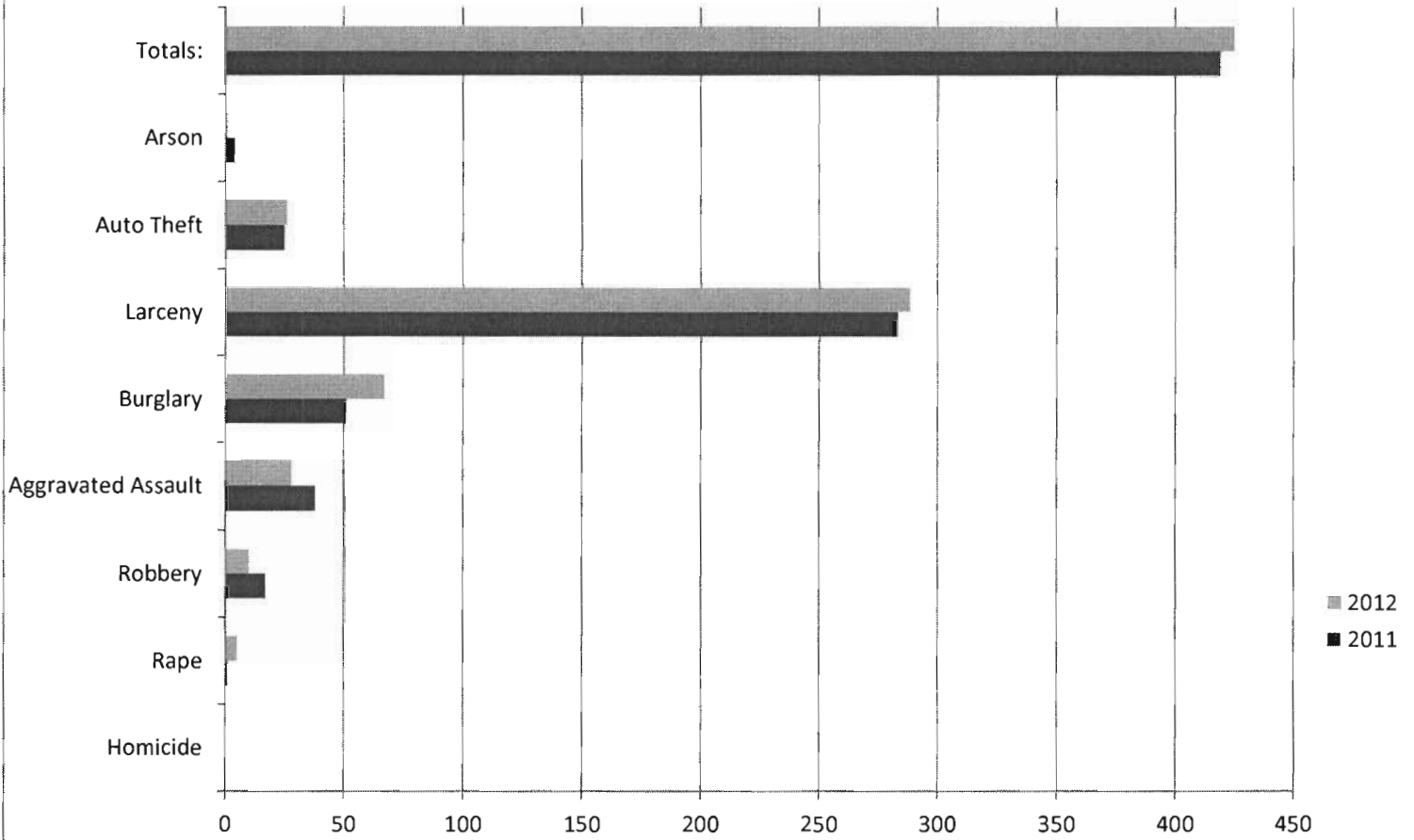
PART I CRIMES - TWO YEAR COMPARISON

	JAN 11	JAN 12	FEB 11	FEB 12	MAR 11	MAR 12	APR 11	APR 12	MAY 11	MAY 12	JUN 11	JUN 12
Homicide	0	0	0	0	0	0	1	0	0	1	0	0
Forcible Rape	4	2	1	5	1	2	1	0	2	3	2	5
Robbery	9	6	8	6	5	8	12	7	7	4	3	4
Aggravated Assault	32	25	19	31	23	20	25	24	27	38	36	34
Burglary	42	50	45	32	53	41	53	35	60	46	52	59
Larceny	242	280	163	181	224	185	231	204	242	237	147	272
Auto Theft	5	10	9	19	12	13	15	12	19	29	15	29
Arson	0	2	0	2	0	0	1	0	1	4	1	0
TOTALS:	334	375	245	276	318	269	339	282	358	362	256	403

	JUL 11	JUL 12	AUG 11	AUG 12	SEP 11	SEP 12	OCT 11	OCT 12	NOV 11	NOV 12	DEC 11	DEC 12
Homicide	0	0	0	0	0	0	0	0	0	0	0	0
Forcible Rape	1	5	2	0	2	0	4	0	3	0	1	0
Robbery	17	10	15	0	9	0	10	0	11	0	7	0
Assault	38	28	42	0	20	0	28	0	22	0	31	0
Burglary	51	67	44	0	29	0	39	0	44	0	56	0
Larceny	283	288	308	0	180	0	195	0	178	0	210	0
Auto Theft	25	26	14	0	15	0	20	0	17	0	19	0
Arson	4	1	3	0	0	0	1	0	1	0	0	0
TOTALS:	419	425	428	0	255	0	297	0	276	0	324	0

YEAR TO DATE TOTALS ARE NOT FINALIZED UNTIL THE END OF THE CALENDAR YEAR

PART I CRIMES COMPARISON CHART JULY 2011 - JULY 2012



	Homicide	Rape	Robbery	Aggravated Assault	Burglary	Larceny	Auto Theft	Arson	Totals:
■ 2012	0	5	10	28	67	288	26	1	425
■ 2011	0	1	17	38	51	283	25	4	419

**MONTHLY REPORT OF OFFENSES KNOWN TO THE POLICE:
RETURN A**

This report is authorized by law Title 28, Section 534, U.S. Code. While you are not required to report, your cooperation in forwarding this report by the seventh day after the close of the month to Uniform Crime Reports, Federal Bureau of Investigation, Washington, D.C. 20535, will assist in compiling comprehensive, accurate national crime figures on a timely basis.



1 Classification of Offenses	2 Offenses Reported or Known to Police	3 Unfounded, i.e., False or Baseless Complaints	4 Number of Actual Offenses	5 Total Offenses Cleared by Arrest or Exceptional Means	6 Number of Clearances Involving Only Persons Under 18 Years of Age
1. CRIMINAL HOMICIDE					
a. Murder and Non-negligent Homicide	11				
b. Manslaughter by Negligence	12				
2. FORCIBLE RAPE TOTAL	20	5	5	1	
a. Rape by Force	21	3	3	1	
b. Attempts to Commit Forcible Rape	22	2	2		
3. ROBBERY TOTAL	30	10	10	4	
a. Firearm	31	1	1		
b. Knife or Cutting Instrument	32	2	2	2	
c. Other Dangerous Weapon	33	1	1		
d. Strong-Arm (Hands, Fists, Feet, etc.)	34	6	6	2	
4. ASSAULT TOTAL	40	86	86	49	
a. Firearm	41	2	2		
b. Knife or Cutting Instrument	42	4	4	3	
c. Other Dangerous Weapon	43	6	6	2	
d. Strong-Arm (Hands, Fists, Feet, etc.)	44	16	16	12	
e. Other Assaults - Simple	45	58	58	32	
5. BURGLARY TOTAL	50	67	67	8	
a. Forcible Entry	51	22	22		
b. Unlawful Entry - No Force	52	42	42	7	
c. Attempted Forcible Entry	53	3	3	1	
6. LARCENY - THEFT TOTAL	60	288	288	42	2
7. MOTOR VEHICLE THEFT TOTAL	70	26	26	2	
a. Autos	71	19	19	2	
b. Trucks and Buses	72	4	4		
c. Other Vehicles	73	3	3		
GRAND TOTAL	77	482	482	106	2

Checking any of the appropriate blocks below will eliminate your need to submit reports when the values are zero. This will also aid the national program in its quality control efforts.

- | | |
|---|---|
| <input checked="" type="checkbox"/> No Supplementary Homicide Report Submitted. | <input type="checkbox"/> No Persons Under 18 Arrested. |
| <input type="checkbox"/> No Supplement to Return A Submitted. | <input type="checkbox"/> No Persons 18 or Over Arrested. |
| <input type="checkbox"/> No Law Enforcement Officers Killed or Assaulted. | <input type="checkbox"/> No Arson Offenses Occurred. |
| <input type="checkbox"/> No Violent Crimes Against Seniors. | <input type="checkbox"/> No Domestic Violence-Related Calls. |
| <input type="checkbox"/> No Hate Crimes. | <input checked="" type="checkbox"/> No Anti-Reproduction Rights Crimes. |

SANTA CRUZ PD
155 CENTER ST
SANTA CRUZ, CA 95060
 Agency and State
CA0440200
 Agency ID
56,000
 Population

Month and Year of Report: **07/12**


 Signature _____ Date **8/7/12**
Jacqui Drechsler 
 Report Prepared by _____ Title
Kevin Vogel
 Chief

**MONTHLY REPORT OF OFFENSES KNOWN TO THE POLICE:
SUPPLEMENT TO RETURN A**

PROPERTY STOLEN BY CLASSIFICATION

CLASSIFICATION		ACTUAL OFFENSES (Column 4, Return A)	VALUE OF PROPERTY STOLEN
1. Murder/Nonnegligent Manslaughter	12		
2. Forcible Rape (Total)	20	5	
3. Robbery			
(a) Highway (Streets, Alleys, etc.)	31		
(b) Commercial House (Except c, d, f)	32		
(c) Gas or Service Station	33	1	
(d) Convenience Store	34	2	\$27
(e) Residence (Anywhere on the Premises)	35	2	\$3,550
(f) Bank	36		
(g) Miscellaneous	37	5	\$925
TOTAL ROBBERY	30	10	\$4,502
4. Assault (Not Applicable)			
5. Burglary - Breaking or Entering			
(a) Residence (Dwelling)			
(1) Night (6 P.M. - 6 A.M.)	51	18	\$38,601
(2) Day (6 A.M. - 6 P.M.)	52	7	\$20,624
(3) Unknown	53	16	\$26,385
(b) Non-Residence (Store, Office, etc.)			
(1) Night (6 P.M. - 6 A.M.)	54	19	\$14,711
(2) Day (6 A.M. - 6 P.M.)	55	5	\$15,740
(3) Unknown	56	2	\$17,724
TOTAL BURGLARY	50	67	\$133,785
6. Larceny - Theft (Except Motor Vehicle Theft)			
(a) Over \$400	64	113	\$172,013
(b) \$200 to \$400	61	57	\$16,289
(c) \$50 to \$199	62	57	\$5,952
(d) Under \$50	63	61	\$662
TOTAL LARCENY (Same as Item 6X)	60	288	\$194,916
7. Motor Vehicle Theft (Include Alleged Joy Ride)	70	26	\$118,350
GRAND TOTAL - All Items	77		\$451,553
Additional Analysis of Larceny and Motor Vehicle Theft			
6X. Nature of Larcenies Under Item 6			
(a) Pocket-Picking	81	3	\$1,304
(b) Purse-Snatching	82		
(c) Shoplifting	83	38	\$1,588
(d) From Motor Vehicles (Except e)	84	103	\$77,108
(e) Motor Vehicle Parts and Accessories	85	14	\$10,105
(f) Bicycles	86	60	\$61,459
(g) From Buildings (Except c and h)	87	11	\$9,830
(h) From Any Coin-Operated Machine (Parking Meters, etc.)	88		
(i) All Other	89	59	\$33,522
TOTAL LARCENIES (Same as Item 6)	80	288	\$194,916
7X. Motor Vehicles Recovered			
(a) Stolen Locally and Recovered Locally	91	20	
(b) Stolen Locally and Recovered by Other Jurisdictions	92	2	
(c) Total Locally Stolen Motor Vehicles Recovered	90	22	
(d) Stolen Out of Town, Recovered Locally	93		

**MONTHLY REPORT OF OFFENSES KNOWN TO THE POLICE:
SUPPLEMENT TO RETURN A**

PROPERTY BY TYPE AND VALUE

Type of Property		Value of Property Stolen and Recovered In Your Jurisdiction	
		Stolen	Recovered
(A) Currency, Notes, etc.	01	\$7,137	
(B) Jewelry and Precious Metals	02	\$28,329	\$7,700
(C) Clothing and Furs	03	\$19,155	\$566
(D) Locally Stolen Motor Vehicles	04	\$136,400	\$118,100
(E) Office Equipment	05	\$80,296	\$4,300
(F) Televisions, Radios, Stereos, etc.	06	\$28,028	\$1,576
(G) Firearms	07	\$497	
(H) Household Goods	08		
(I) Consumable Goods	09	\$1,144	\$235
(J) Livestock	10		
(K) Miscellaneous	11	\$150,567	\$21,755
TOTAL	00	\$451,553	\$154,232


NOTE: Total of column (2) should agree with grand total (DATA ENTRY 77) shown on page 2. In column (3) include all property recovered even though stolen in prior months. The above is an accounting for only that property stolen in your jurisdiction. This will include property recovered for you by other jurisdictions but not property you recover for them.

SANTA CRUZ PD
155 CENTER ST
SANTA CRUZ, CA 95060
Agency and State

CA0440200
Agency ID

56,000
Population

Month and Year of Report: 07/12

Signature  Date 8/7/12
Jacqui Drechsler
Report Prepared by Title
Kevin Vogel
Chief

MONTHLY REPORT OF OFFENSES KNOWN TO THE POLICE:

ARSON OFFENSES

This report is authorized by law Title 28, Section 534, United States Code, and the enactment of the fiscal year 1979, Department of Justice Authorization Bill S. 3 151. While you are not required to respond, your cooperation in using this form to report all incidents of arson which become known to your department during the month will assist the FBI in compiling comprehensive, accurate data on a timely basis.

1 Property Classification	2 Offenses reported or known to police	3 Unfounded, i.e., false or baseless complaints	4 Number of actual offenses	5 Total offenses cleared by arrest or exceptional means	6 Number of clearances involving only persons under 18 years of age	7 Offenses where structures uninhabited, abandoned, or not normally in use	8 Estimated value of property damage
A. Single Occupancy Residential: Houses, Townhouses, Duplexes, etc.							
B. Other Residential: Apartments, Tenements, Flats, Hotels, Motels, Inns, Dormitories, Boarding Houses, etc.							
C. Storage: Barns, Garages, Warehouses, etc.							
D. Industrial/Manufacturing							
E. Other Commercial: Stores, Restaurants, Offices, etc.							
F. Community/Public: Churches, Jails, Schools, Colleges, Hospitals, etc.							
G. All Other Structures: Out Buildings, Monuments, Buildings Under Construction, etc.	1		1			1	\$700
TOTAL STRUCTURE	1		1			1	\$700
H. Motor Vehicles: Automobiles, Trucks, Buses, Motorcycles, etc. UCR Definition							
I. Other Mobile Property: Trailers, Recreational Vehicles, Airplanes, Boats, etc.							
TOTAL MOBILE							
J. Total Other: Crops, Timber, Fences, Signs, etc.							
GRAND TOTAL	1		1			1	\$700

SANTA CRUZ PD
 155 CENTER ST
 SANTA CRUZ, CA 95060
 Agency and State
 CA0440200
 Agency ID
 56,000
 Population

Month and Year of Report: **07/12**

Jacqui Drechsler 8/7/12
 Signature Date
Jacqui Drechsler *Records Supervisor*
 Report Prepared by Title
Kevin Vogel
 Chief

**MONTHLY REPORT OF OFFENSES KNOWN TO THE POLICE:
VIOLENT CRIMES COMMITTED AGAINST SENIOR CITIZENS**


In accordance with Senate concurrent resolution no. 64

<u>TYPE OF VIOLENT CRIME</u>	<u>VICTIMS AGE 60 OR OVER</u>
1) HOMICIDE	
2) FORCIBLE RAPE	2
3) ROBBERY	1
4) AGGRAVATED ASSAULT	4
<hr/>	
5) TOTAL	7

SANTA CRUZ PD
155 CENTER ST
SANTA CRUZ, CA 95060
Agency and State

CA0440200
Agency ID
56,000
Population

Month and Year of Report: **07/12**




Signature _____ Date **8/7/12**
Jacqui Drechsler *Records Supervisor*
Report Prepared by _____ Title
Kevin Vogel
Chief

**MONTHLY REPORT OF OFFENSES KNOWN TO THE POLICE:
DOMESTIC VIOLENCE-RELATED CALLS FOR ASSISTANCE
California Penal Code (PC) Section 13730 (a)**

<u>TYPE OF DATA</u>	<u>NUMBER</u>
TOTAL DOMESTIC VIOLENCE CALLS RECEIVED	34
TOTAL CASES INVOLVING WEAPONS	2
<hr/>	
SUBTOTALS	
<hr/>	
FIREARM	
KNIFE OR CUTTING INSTRUMENT	
OTHER DANGEROUS WEAPON	1
PERSONAL WEAPON (HANDS, FIST, FEET, ETC.)	1

SANTA CRUZ PD
155 CENTER ST
SANTA CRUZ, CA 95060
Agency and State
CA0440200
Agency ID
56,000
Population

Month and Year of Report: **07/12**

Signature  Date **8/7/12**
Jacqui Drechsler 
Report Prepared by Title
Kevin Vogel
Chief


**MONTHLY REPORT OF OFFENSES KNOWN TO THE POLICE:
HATE CRIMES**

There was 1 case involving Hate Crimes for this compile period.

Case #s _____
12S-05652

SANTA CRUZ PD
155 CENTER ST
SANTA CRUZ, CA 95060
Agency and State
CA0440200
Agency ID
56,000
Population

Month and Year of Report: **07/12**

Signature  Date **8/7/12**
Jacqui Drechsler *Rec'ds Supervisor*
Report Prepared by _____ Title _____
Kevin Vogel
Chief

LAW ENFORCEMENT OFFICERS KILLED OR ASSAULTED

It is requested this report be completed and transmitted with monthly crime reports to: Director, Federal Bureau of Investigation, Uniform Crime Reports, Washington, D.C. 20535. This form should be used to report the number of your officers who were assaulted or killed in the line of duty during the month. Additional information concerning officers killed will be requested by a separate questionnaire.

OFFICERS KILLED

Number of your law enforcement officers killed in the line of duty this month

By felonious act _____

By accident or negligence _____

OFFICERS ASSAULTED (Do not include officers killed.)

Type of Activity	Type of Weapon					Type of Assignment								Police Assaults Cleared	
	Total Assaults by Weapon		Other Dangerous Knife	Hands, Fists, Feet, etc.	Two Officer Vehicle	One Officer Vehicle		Detective or Special Assign.		Other		M			
	A	B				C	D	E	F	G	H		I		J
1. Responding to "Disturbance"	1				1		1								1
2. Burglaries in Progress															
3. Robberies in Progress															
4. Attempting Other Arrests															
5. Civil Disorder															
6. Handling Prisoners															
7. Suspicious Person/Circum.															
8. Ambush - No Warning															
9. Mentally Deranged															
10. Traffic Pursuits															
11. All Other															
12. TOTAL (1-11)	1				1		1								1
13. Number With Personal Injury															
14. Number Without Personal Injury					1										
15. Time of Assaults	A.M.	1													
	P.M.														

12:01 2:00 4:00 6:00 8:00 10:00 12:00

SANTA CRUZ PD
155 CENTER ST
SANTA CRUZ, CA 95060
Agency and State

CA0440200
Agency ID
56,000
Population

Month and Year of Report: 07/12

Signature *[Signature]* Date 07/12
Report Prepared by Jacqui Drechsler Title Kevin Vogel
Chief

MONTHLY REPORT OF
ANTI-REPRODUCTIVE RIGHTS CRIMES (ARRC)
SUMMARY WORKSHEET

AGENCY SANTA CRUZ PD	
NCIC NUMBER CA0440200	REPORTING MONTH/YEAR 07/2012
<input type="checkbox"/> THERE WERE ___ ARRCs REPORTED TO THIS DEPARTMENT FOR THIS MONTH (Attach Data Collection Worksheets)	
<input checked="" type="checkbox"/> THERE WERE NO ARRCs REPORTED TO THIS DEPARTMENT FOR THIS MONTH	
PREPARER'S NAME Jacqui Drechsler	TELEPHONE NUMBER (831) 420-5874
SUBMIT THIS SUMMARY SHEET WITH THE ARRC DATA COLLECTION WORKSHEET(S), IF ANY, TO State of California Department of Justice CRIMINAL JUSTICE STATISTICS CENTER P.O. Box 903427 Sacramento, CA 94203-4270 ATTN: Anti-Reproductive Rights Crimes	

Purpose:

It is the intent of the Department of Justice to:

- * Collect data on all crimes relating to violations of the Reproductive Rights Law Enforcement Act.
- * Collect data on the threatened commission of anti-reproductive rights crimes and persons suspected of committing these crimes or making these threats.
- *Distinguish between crimes of violence and non-violence.

INSTRUCTIONS FOR COMPLETION:

SUBMIT ANTI-REPRODUCTIVE RIGHTS CRIMES (ARRC) AS DEFINED IN PENAL CODE SECTION 13776 (A). SEE REVERSE OF THIS FORM FOR PENAL CODE STATUTES TO BE USED WHEN COMPLETING THIS FORM.

NOTE: It is the purpose of this legislation to collect data on any crime committed partly or wholly because the victim is a reproductive health services client, provider, or assistant, or a crime that is partly or wholly intended to intimidate the victim, or any other person or entity, or any class of persons or entities from becoming or remaining a reproductive health services client, provider or assistant.

Requirement:

This form should be submitted monthly whether or not an ARRC occurred.

Frequency:

Submit monthly, by the 10th working day for the preceding month (for example, July data should be submitted by the 10th working day in August).

Reporting # of ARRCs:

If there are ARRCs to be reported by your agency, check the first box and enter the total number of ARRCs for the reporting month. Attach Data Collection Worksheets for each ARRC report.

If there were no ARRCs to report, check the second box and submit the Summary Worksheet only.