

**PART I CRIMES (ACTUAL OFFENSES)
AUGUST 2013**

	AUGUST		Percent Change	Year to Date		Percent Change
	2012	2013		2012	2013	
Homicide	1	1	0%	2	4	100%
Rape	4	3	-25%	26	23	-12%
Robbery	10	6	-40%	55	53	-4%
Aggravated Assault	26	22	-15%	226	201	-11%
Burglary	48	40	-17%	378	403	7%
Larceny	273	247	-10%	1920	1574	-18%
Auto Theft	33	14	-58%	171	165	-4%
Arson	2	1	-50%	11	11	0%
Totals:	397	334	-16%	2789	2434	-13%

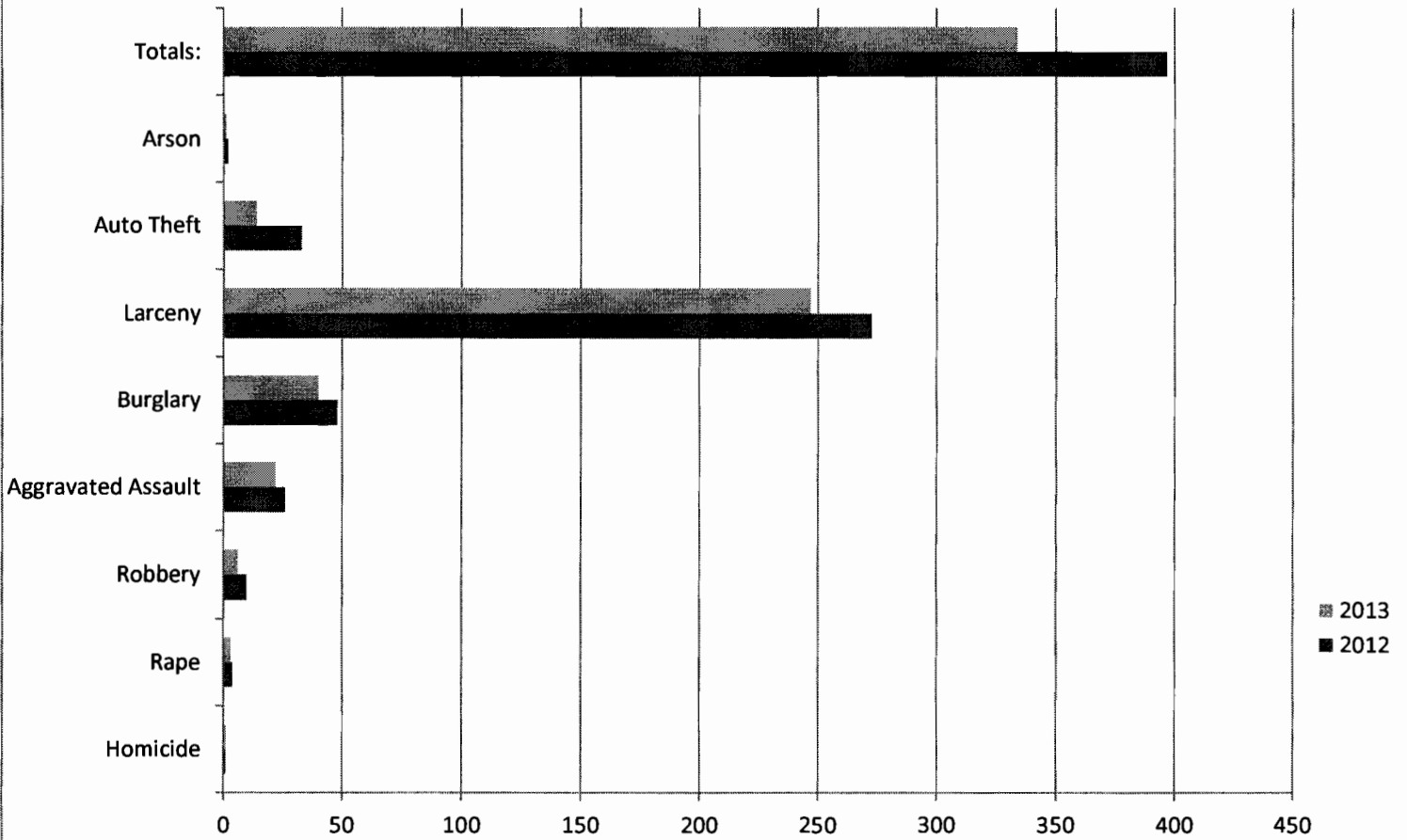
PART I CRIMES - TWO YEAR COMPARISON

	JAN 12	JAN 13	FEB 12	FEB 13	MAR 12	MAR 13	APR 12	APR 13	MAY 12	MAY 13	JUN 12	JUN 13
Homicide	0	0	0	3	0	0	0	0	1	0	0	0
Forcible Rape	2	2	5	0	2	4	0	6	3	4	5	1
Robbery	6	9	6	8	8	7	7	5	4	7	4	3
Aggravated Assault	25	31	31	18	20	31	24	23	38	27	34	21
Burglary	50	56	32	51	41	51	35	31	46	74	59	55
Larceny	280	183	181	161	185	190	204	174	237	220	272	205
Auto Theft	10	23	19	27	13	27	12	26	29	15	29	12
Arson	2	2	2	0	0	2	0	0	4	1	0	4
TOTALS:	375	306	276	268	269	312	282	265	362	348	403	301

	JUL 12	JUL 13	AUG 12	AUG 13	SEP 12	SEP 13	OCT 12	OCT 13	NOV 12	NOV 13	DEC 12	DEC 13
Homicide	0	0	1	1	0	0	0	0	1	0	0	0
Forcible Rape	5	3	4	3	0	0	3	0	3	0	1	0
Robbery	10	8	10	6	4	0	8	0	6	0	10	0
Assault	28	28	26	22	26	0	23	0	16	0	22	0
Burglary	67	45	48	40	34	0	32	0	38	0	45	0
Larceny	288	194	273	247	249	0	184	0	246	0	193	0
Auto Theft	26	21	33	14	25	0	22	0	24	0	22	0
Arson	1	1	2	1	3	0	5	0	1	0	1	0
TOTALS:	425	300	397	334	341	0	277	0	335	0	294	0

YEAR TO DATE TOTALS ARE NOT FINALIZED UNTIL THE END OF THE CALENDAR YEAR

PART I CRIMES COMPARISON CHART AUGUST 2012 - AUGUST 2013



	Homicide	Rape	Robbery	Aggravated Assault	Burglary	Larceny	Auto Theft	Arson	Totals:
■ 2013	1	3	6	22	40	247	14	1	334
■ 2012	1	4	10	26	48	273	33	2	397

MONTHLY REPORT OF OFFENSES KNOWN TO THE POLICE:

RETURN A

This report is authorized by law Title 28, Section 534, U.S. Code. While you are not required to report, your cooperation in forwarding this report by the seventh day after the close of the month to Uniform Crime Reports, Federal Bureau of Investigation, Washington, D.C. 20535, will assist in compiling comprehensive, accurate national crime figures on a timely basis.

1 Classification of Offenses	2 Offenses Reported or Known to Police	3 Unfounded, i.e., False or Baseless Complaints	4 Number of Actual	5 Total Offenses Cleared by Arrest or Exceptional Means	6 Number of Clearances Involving Only Persons Under
1. CRIMINAL HOMICIDE					
a. Murder and Non-negligent Homicide	11	1	1	1	
b. Manslaughter by Negligence	12				
2. FORCIBLE RAPE TOTAL					
a. Rape by Force	20	3	3		
b. Attempts to Commit Forcible Rape	21	2	2		
	22	1	1		
3. ROBBERY TOTAL					
a. Firearm	30	6	6	5	
b. Knife or Cutting Instrument	31	2	2	2	
c. Other Dangerous Weapon	32				
d. Strong-Arm (Hands, Fists, Feet, etc.)	33	1	1	1	
	34	3	3	2	
4. ASSAULT TOTAL					
a. Firearm	40	65	65	35	
b. Knife or Cutting Instrument	41	2	2	2	
c. Other Dangerous Weapon	42	3	3	2	
d. Strong-Arm (Hands, Fists, Feet, etc.)	43	2	2	1	
e. Other Assaults - Simple	44	15	15	11	
	45	43	43	19	
5. BURGLARY TOTAL					
a. Forcible Entry	50	40	40	7	
b. Unlawful Entry - No Force	51	17	17	3	
c. Attempted Forcible Entry	52	22	22	3	
	53	1	1	1	
6. LARCENY - THEFT TOTAL					
	60	247	247	37	2
7. MOTOR VEHICLE THEFT TOTAL					
a. Autos	70	14	14	1	
b. Trucks and Buses	71	9	9	1	
c. Other Vehicles	72	2	2		
	73	3	3		
GRAND TOTAL	77	376	376	86	2

Checking any of the appropriate blocks below will eliminate your need to submit reports when the values are zero.


- No Supplementary Homicide Report Submitted.
- No Supplement to Return A Submitted.
- No Law Enforcement Officers Killed or Assaulted.
- No Violent Crimes Against Seniors.
- No Hate Crimes.

- No Persons Under 18 Arrested.
- No Persons 18 or Over Arrested.
- No Arson Offenses Occurred.
- No Domestic Violence-Related Calls.
- No Anti-Reproduction Rights Crimes.

SANTA CRUZ PD
155 CENTER ST
SANTA CRUZ, CA 95060
 Agency and State

CA0440200
 Agency ID
56,000
 Population

Month and Year of Report: **08/13**


 Signature _____ Date **9/9/13**
Jacquie Drechsler *Records Supervisor*
 Report Prepared by _____ Title
Kevin Vogel
 Chief

**MONTHLY REPORT OF OFFENSES KNOWN TO THE POLICE:
SUPPLEMENT TO RETURN A**

PROPERTY STOLEN BY CLASSIFICATION

CLASSIFICATION		ACTUAL OFFENSES (Column 4, Return A)	VALUE OF PROPERTY STOLEN
1. Murder/Nonnegligent Manslaughter	12	1	
2. Forcible Rape (Total)	20	3	
3. Robbery			
(a) Highway (Streets, Alleys, etc.)	31		
(b) Commercial House (Except c, d, f)	32		
(c) Gas or Service Station	33	2	\$150
(d) Convenience Store	34		
(e) Residence (Anywhere on the Premises)	35		
(f) Bank	36	1	
(g) Miscellaneous	37	3	\$149
TOTAL ROBBERY	30	6	\$299
4. Assault (Not Applicable)			
5. Burglary - Breaking or Entering			
(a) Residence (Dwelling)			
(1) Night (6 P.M. - 6 A.M.)	51	11	\$14,668
(2) Day (6 A.M. - 6 P.M.)	52	12	\$49,358
(3) Unknown	53	7	\$11,340
(b) Non-Residence (Store, Office, etc.)			
(1) Night (6 P.M. - 6 A.M.)	54	5	\$165,748
(2) Day (6 A.M. - 6 P.M.)	55	1	\$3,900
(3) Unknown	56	4	\$5,440
TOTAL BURGLARY	50	40	\$250,454
6. Larceny - Theft (Except Motor Vehicle Theft)			
(a) Over \$400	64	86	\$120,925
(b) \$200 to \$400	61	41	\$12,274
(c) \$50 to \$199	62	60	\$6,506
(d) Under \$50	63	60	\$687
TOTAL LARCENY (Same as Item 6X)	60	247	\$140,392
7. Motor Vehicle Theft (Include Alleged Joy Ride)	70	14	\$54,525
GRAND TOTAL - All Items	77		\$445,670
Additional Analysis of Larceny and Motor Vehicle Theft			
6X. Nature of Larcenies Under Item 6			
(a) Pocket-Picking	81	1	\$20
(b) Purse-Snatching	82	3	\$695
(c) Shoplifting	83	35	\$1,854
(d) From Motor Vehicles (Except e)	84	102	\$64,733
(e) Motor Vehicle Parts and Accessories	85	11	\$1,230
(f) Bicycles	86	46	\$34,630
(g) From Buildings (Except c and h)	87	8	\$15,552
(h) From Any Coin-Operated Machine (Parking Meters, etc.)	88	1	\$100
(i) All Other	89	40	\$21,578
TOTAL LARCENIES (Same as Item 6)	80	247	\$140,392
7X. Motor Vehicles Recovered			
(a) Stolen Locally and Recovered Locally	91	9	
(b) Stolen Locally and Recovered by Other Jurisdictions	92		
(c) Total Locally Stolen Motor Vehicles Recovered	90	9	
(d) Stolen Out of Town, Recovered Locally	93	4	

**MONTHLY REPORT OF OFFENSES KNOWN TO THE
POLICE:**

PROPERTY BY TYPE AND VALUE

Type of Property		Value of Property Stolen and Recovered In Your Jurisdiction	
		Stolen	Recovered
(A) Currency, Notes, etc.	01	\$16,068	\$12,064
(B) Jewelry and Precious Metals	02	\$8,318	\$100
(C) Clothing and Furs	03	\$48,694	\$780
(D) Locally Stolen Motor Vehicles	04	\$98,700	\$43,700
(E) Office Equipment	05	\$39,205	\$1,099
(F) Televisions, Radios, Stereos, etc.	06	\$16,593	
(G) Firearms	07	\$450	
(H) Household Goods	08		
(I) Consumable Goods	09	\$1,694	\$125
(J) Livestock	10		
(K) Miscellaneous	11	\$215,948	\$10,766
TOTAL	00	\$445,670	\$68,634

NOTE: Total of column (2) should agree with grand total (DATA ENTRY 77) shown on page 2. In column (3) include all property recovered even though stolen in prior months. The above is an accounting for only that property stolen in your jurisdiction. This will include property recovered for you by other jurisdictions but not property you recover for them.

SANTA CRUZ PD
155 CENTER ST
SANTA CRUZ, CA 95060

Agency and State


CA0440200

Agency ID

56,000

Population

Month and Year of Report: 08/13

Signature  Date 08/13
 Report Prepared by Jacquie Drechsler Title Rewards Supervisor
 Chief Kevin Vogel

MONTHLY REPORT OF OFFENSES KNOWN TO THE POLICE:

ARSON OFFENSES

This report is authorized by law Title 28, Section 534, United States Code, and the enactment of the fiscal year 1979, Department of Justice Authorization Bill S. 3151. While you are not required to respond, your cooperation in using this form to report all incidents of arson which become known to your department during the month will assist the FBI in compiling comprehensive, accurate data on

1 Property Classification	2 Offenses reported or known to police	3 Unfounded, i.e., false or baseless complaints	4 Number of actual offenses	5 Total offenses cleared by arrest or exceptional means	6 Number of clearances involving only persons under 18 years of age	7 Offenses where structures uninhabited, abandoned, or not normally in use	8 Estimated value of property damage
A. Single Occupancy Residential: Houses, Townhouses,							
B. Other Residential: Apartments, Tenements, Flats, Hotels, Motels, Inns, Dormitories, Boarding Houses, etc.							
C. Storage: Barns, Garages, Warehouses, etc.							
D. Industrial/Manufacturing							
E. Other Commercial: Stores, Restaurants, Offices, etc.							
F. Community/Public: Churches, Jails, Schools, Colleges,	1		1			1	\$1
G. All Other Structures: Out Buildings, Monuments, Buildings Under Construction, etc.							
TOTAL STRUCTURE	1		1			1	\$1
H. Motor Vehicles: Automobiles, Trucks, Buses, Motorcycles, etc.							
I. Other Mobile Property: Trailers, Recreational Vehicles, Airplanes, Boats, etc.							
TOTAL MOBILE							
J. Total Other: Crops, Timber, Fences, Signs, etc.							
GRAND TOTAL	1		1			1	\$1

SANTA CRUZ PD
155 CENTER ST
SANTA CRUZ, CA 95060
Agency and State
CA0440200
Agency ID
56,000
Population

Month and Year of Report: 08/13

Signature Jacqui Drechsler Date 9/1/13
Report Prepared by Kevin Vogel Title Records Supervisor
Chief

**MONTHLY REPORT OF OFFENSES KNOWN TO THE POLICE:
VIOLENT CRIMES COMMITTED AGAINST SENIOR CITIZENS**

In accordance with Senate concurrent resolution no. 64

<u>TYPE OF VIOLENT CRIME</u>	<u>VICTIMS AGE 60 OR OVER</u>
1) HOMICIDE	
2) FORCIBLE RAPE	
3) ROBBERY	1
4) AGGRAVATED ASSAULT	6
<hr/>	
5) TOTAL	7

SANTA CRUZ PD
155 CENTER ST
SANTA CRUZ, CA 95060

Agency and State

CA0440200

Agency ID

56,000

Population

Month and Year of Report: **08/13**

Signature

Jacqui Drechsler

Report Prepared by

Kevin Vogel

Chief

Date

Title


 **9/9/13**
Records Supervisor

**MONTHLY REPORT OF OFFENSES KNOWN TO THE POLICE:
DOMESTIC VIOLENCE-RELATED CALLS FOR ASSISTANCE
California Penal Code (PC) Section 13730 (a)**

<u>TYPE OF DATA</u>	<u>NUMBER</u>
TOTAL DOMESTIC VIOLENCE CALLS RECEIVED	27
TOTAL CASES INVOLVING WEAPONS	9
<hr/>	
<u>SUBTOTALS</u>	
<hr/>	
FIREARM	
KNIFE OR CUTTING INSTRUMENT	1
OTHER DANGEROUS WEAPON	5
PERSONAL WEAPON (HANDS, FIST, FEET, ETC.)	3

SANTA CRUZ PD
155 CENTER ST
SANTA CRUZ, CA 95060
Agency and State
CA0440200
Agency ID
56,000
Population

Month and Year of Report: **08/13**


Signature _____ Date **9/9/13**
Jacqui Drechsler _____
Report Prepared by _____ Title **Records Supervisor**
Kevin Vogel _____
Chief

LAW ENFORCEMENT OFFICERS KILLED OR ASSAULTED

It is requested this report be completed and transmitted with monthly crime reports to: Director, Federal Bureau of Investigation, Uniform Crime Reports, Washington, D.C. 20535. This form should be used to report the number of your officers who were assaulted or killed in the line of duty during the month. Additional information concerning officers killed will be requested by a separate

OFFICERS KILLED

Number of your law enforcement officers killed in the line of duty this month

By felonious act _____

By accident or negligence _____

OFFICERS ASSAULTED (Do not include officers killed.)

Type of Activity	Type of Weapon					Type of Assignment						Police Assaults Cleared			
	Total Assaults by Weapon		Firearm	Knife	Other Dangerous Weapons	Hands, Fists, Feet, etc.	Two Officer Vehicle	One Officer Vehicle	Detective or Special Assign.		Other				
	A	B							C	D	E		F	G	H
1. Responding to "Disturbance"															
2. Burglaries in Progress															
3. Robberies in Progress															
4. Attempting Other Arrests															
5. Civil Disorder															
6. Handling Prisoners	3					3		3							3
7. Suspicious Person/Circum.															
8. Ambush - No Warning															
9. Mentally Deranged															
10. Traffic Pursuits															
11. All Other															
12. TOTAL (1-11)	3					3		3							3
13. Number With Personal Injury						1									
14. Number Without Personal Injury						2									
15. Time of Assaults	A.M.		1												
	P.M.	2													

12:01 2:00 4:00 6:00 8:00 10:00 12:00

SANTA CRUZ PD
155 CENTER ST
SANTA CRUZ, CA 95060
Agency and State

CA0440200
Agency ID

56,000
Population

Month and Year of Report: 08/13

Signature: *Jacqui Drechsler* Date: 9/9/13
 Title: *Records Supervisor*
 Report Prepared by: **Kevin Vogel**
 Title: Chief

MONTHLY REPORT OF
ANTI-REPRODUCTIVE RIGHTS CRIMES (ARRC)
SUMMARY WORKSHEET

AGENCY SANTA CRUZ PD	
NCIC NUMBER CA0440200	REPORTING MONTH/YEAR 08/2013
<input type="checkbox"/> THERE WERE ___ ARRCs REPORTED TO THIS DEPARTMENT FOR THIS MONTH (Attach Data Collection Worksheets)	
<input checked="" type="checkbox"/> THERE WERE NO ARRCs REPORTED TO THIS DEPARTMENT FOR THIS MONTH	
PREPARER'S NAME Jacqui Drechsler	TELEPHONE NUMBER (831) 420-5874
SUBMIT THIS SUMMARY SHEET WITH THE ARRC DATA COLLECTION WORKSHEET(S), IF ANY, TO State of California Department of Justice CRIMINAL JUSTICE STATISTICS CENTER P.O. Box 903427 Sacramento, CA 94203-4270 ATTN: Anti-Reproductive Rights Crimes	

Purpose:

It is the intent of the Department of Justice to:

- * Collect data on all crimes relating to violations of the Reproductive Rights Law Enforcement Act.
- * Collect data on the threatened commission of anti-reproductive rights crimes and persons suspected of committing these crimes or making these threats.
- *Distinguish between crimes of violence and non-violence.

INSTRUCTIONS FOR COMPLETION:

SUBMIT ANTI-REPRODUCTIVE RIGHTS CRIMES (ARRC) AS DEFINED IN PENAL CODE SECTION 13776 (A). SEE REVERSE OF THIS FORM FOR PENAL CODE STATUTES TO BE USED WHEN COMPLETING THIS FORM.

NOTE: It is the purpose of this legislation to collect data on any crime committed partly or wholly because the victim is a reproductive health services client, provider, or assistant, or a crime that is partly or wholly intended to intimidate the victim, or any other person or entity, or any class of persons or entities from becoming or remaining a reproductive health services client, provider or assistant.

Requirement:

This form should be submitted monthly whether or not an ARRC occurred.

Frequency:

Submit monthly, by the 10th working day for the preceding month (for example, July data should be submitted by the 10th working day in August).

Reporting # of ARRCs:

If there are ARRCs to be reported by your agency, check the first box and enter the total number of ARRCs for the reporting month. Attach Data Collection Worksheets for each ARRC report.

If there were no ARRCs to report, check the second box and submit the Summary Worksheet only.