

**PART I CRIMES (ACTUAL OFFENSES)
OCTOBER 2013**

	OCTOBER		Percent Change	Year to Date		Percent Change
	2012	2013		2012	2013	
Homicide	0	0	0	2	4	100%
Rape	3	1	-67%	29	26	-10%
Robbery	8	13	63%	67	72	7%
Aggravated Assault	23	16	-30%	275	236	-14%
Burglary	32	40	25%	444	478	8%
Larceny	184	230	25%	2353	2045	-13%
Auto Theft	22	18	-18%	218	200	-8%
Arson	5	1	-80%	19	15	-21%
Totals:	277	319	15%	3407	3076	-10%

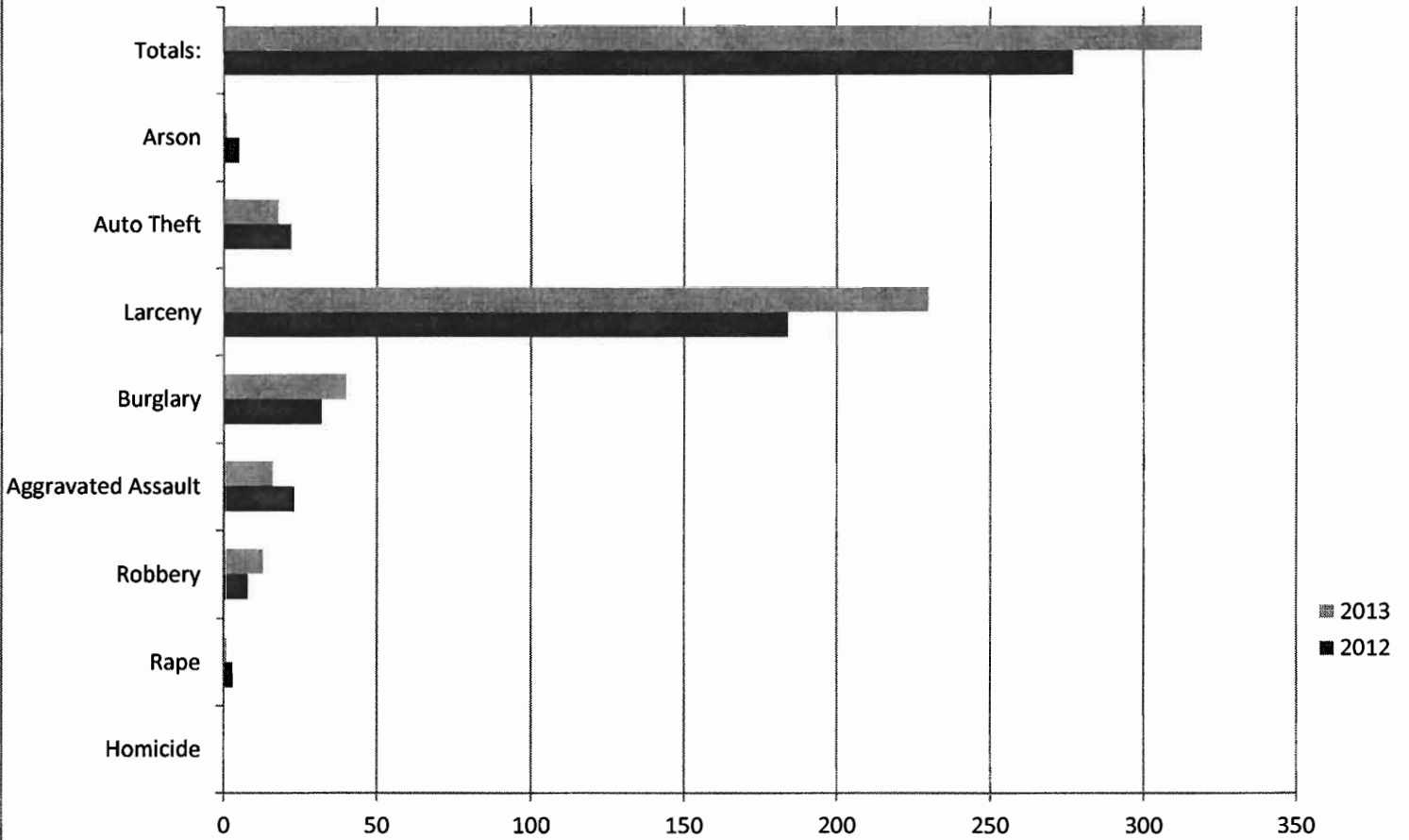
PART I CRIMES - TWO YEAR COMPARISON

	JAN 12	JAN 13	FEB 12	FEB 13	MAR 12	MAR 13	APR 12	APR 13	MAY 12	MAY 13	JUN 12	JUN 13
Homicide	0	0	0	3	0	0	0	0	1	0	0	0
Forcible Rape	2	2	5	0	2	4	0	6	3	4	5	1
Robbery	6	9	6	8	8	7	7	5	4	7	4	3
Aggravated Assault	25	31	31	18	20	31	24	23	38	27	34	21
Burglary	50	56	32	51	41	51	35	31	46	74	59	55
Larceny	280	183	181	161	185	190	204	174	237	220	272	205
Auto Theft	10	23	19	27	13	27	12	26	29	15	29	12
Arson	2	2	2	0	0	2	0	0	4	1	0	4
TOTALS:	375	306	276	268	269	312	282	265	362	348	403	301

	JUL 12	JUL 13	AUG 12	AUG 13	SEP 12	SEP 13	OCT 12	OCT 13	NOV 12	NOV 13	DEC 12	DEC 13
Homicide	0	0	1	1	0	0	0	0	1	0	0	0
Forcible Rape	5	3	4	3	0	2	3	1	3	0	1	0
Robbery	10	8	10	6	4	6	8	13	6	0	10	0
Assault	28	28	26	22	26	19	23	16	16	0	22	0
Burglary	67	45	48	40	34	35	32	40	38	0	45	0
Larceny	288	194	273	247	249	241	184	230	246	0	193	0
Auto Theft	26	21	33	14	25	17	22	18	24	0	22	0
Arson	1	1	2	1	3	3	5	1	1	0	1	0
TOTALS:	425	300	397	334	341	323	277	319	335	0	294	0

YEAR TO DATE TOTALS ARE NOT FINALIZED UNTIL THE END OF THE CALENDAR YEAR

PART I CRIMES COMPARISON CHART OCTOBER 2012 - OCTOBER 2013



	Homicide	Rape	Robbery	Aggravated Assault	Burglary	Larceny	Auto Theft	Arson	Totals:
■ 2013	0	1	13	16	40	230	18	1	319
■ 2012	0	3	8	23	32	184	22	5	277

MONTHLY REPORT OF OFFENSES KNOWN TO THE POLICE:

RETURN A

This report is authorized by law Title 28, Section 534, U.S. Code. While you are not required to report, your cooperation in forwarding this report by the seventh day after the close of the month to Uniform Crime Reports, Federal Bureau of Investigation, Washington, D.C. 20535, will assist in compiling comprehensive, accurate national crime figures on a timely basis.


1 Classification of Offenses	2 Offenses Reported or Known to Police	3 Unfounded, i.e., False or Baseless Complaints	4 Number of Actual	5 Total Offenses Cleared by Arrest or Exceptional Means	6 Number of Clearances Involving Only Persons Under 18
1. CRIMINAL HOMICIDE					
a. Murder and Non-negligent Homicide	11				
b. Manslaughter by Negligence	12				
2. FORCIBLE RAPE TOTAL					
a. Rape by Force	20	1	1		
b. Attempts to Commit Forcible Rape	21	1	1		
3. ROBBERY TOTAL					
a. Firearm	30	13	13	1	
b. Knife or Cutting Instrument	31	5	5		
c. Other Dangerous Weapon	32				
d. Strong-Arm (Hands, Fists, Feet, etc.)	33	1	1		
	34	7	7	1	
4. ASSAULT TOTAL					
a. Firearm	40	54	54	29	1
b. Knife or Cutting Instrument	41				
c. Other Dangerous Weapon	42	1	1		
d. Strong-Arm (Hands, Fists, Feet, etc.)	43	6	6	4	
e. Other Assaults - Simple	44	9	9	6	
	45	38	38	19	1
5. BURGLARY TOTAL					
a. Forcible Entry	50	40	40	4	
b. Unlawful Entry - No Force	51	13	13	1	
c. Attempted Forcible Entry	52	27	27	3	
	53				
6. LARCENY - THEFT TOTAL					
	60	230	230	34	
7. MOTOR VEHICLE THEFT TOTAL					
a. Autos	70	18	18	1	
b. Trucks and Buses	71	12	12	1	
c. Other Vehicles	72	2	2		
	73	4	4		
GRAND TOTAL					
	77	356	356	69	1

Checking any of the appropriate blocks below will eliminate your need to submit reports when the values are zero.

- | | |
|---|---|
| <input checked="" type="checkbox"/> No Supplementary Homicide Report Submitted. | <input type="checkbox"/> No Persons Under 18 Arrested. |
| <input type="checkbox"/> No Supplement to Return A Submitted. | <input type="checkbox"/> No Persons 18 or Over Arrested. |
| <input type="checkbox"/> No Law Enforcement Officers Killed or Assaulted. | <input type="checkbox"/> No Arson Offenses Occurred. |
| <input type="checkbox"/> No Violent Crimes Against Seniors. | <input type="checkbox"/> No Domestic Violence-Related Calls. |
| <input checked="" type="checkbox"/> No Hate Crimes. | <input checked="" type="checkbox"/> No Anti-Reproduction Rights Crimes. |

SANTA CRUZ PD
155 CENTER ST
SANTA CRUZ, CA 95060
 Agency and State
CA0440200
 Agency ID
56,000
 Population

Month and Year of Report: **10/13**


 Signature 11/7/13
 Date
Jacqui Drechsler
 Report Prepared by Records Supervisor
 Title
Kevin Vogel
 Chief

**MONTHLY REPORT OF OFFENSES KNOWN TO THE POLICE:
SUPPLEMENT TO RETURN A**

PROPERTY STOLEN BY CLASSIFICATION

CLASSIFICATION		ACTUAL OFFENSES (Column 4, Return A)	VALUE OF PROPERTY STOLEN
1. Murder/Nonnegligent Manslaughter	12		
2. Forcible Rape (Total)	20	1	
3. Robbery			
(a) Highway (Streets, Alleys, etc.)	31		
(b) Commercial House (Except c, d, f)	32		
(c) Gas or Service Station	33		
(d) Convenience Store	34	2	\$200
(e) Residence (Anywhere on the Premises)	35		
(f) Bank	36		
(g) Miscellaneous	37	11	\$2,280
TOTAL ROBBERY	30	13	\$2,480
4. Assault (Not Applicable)			
5. Burglary - Breaking or Entering			
(a) Residence (Dwelling)			
(1) Night (6 P.M. - 6 A.M.)	51	15	\$38,329
(2) Day (6 A.M. - 6 P.M.)	52	5	\$4,300
(3) Unknown	53	1	\$1,000
(b) Non-Residence (Store, Office, etc.)			
(1) Night (6 P.M. - 6 A.M.)	54	10	\$10,133
(2) Day (6 A.M. - 6 P.M.)	55	8	\$8,392
(3) Unknown	56	1	
TOTAL BURGLARY	50	40	\$62,154
6. Larceny - Theft (Except Motor Vehicle Theft)			
(a) Over \$400	64	66	\$119,654
(b) \$200 to \$400	61	52	\$15,357
(c) \$50 to \$199	62	51	\$5,239
(d) Under \$50	63	61	\$509
TOTAL LARCENY (Same as Item 6X)	60	230	\$140,759
7. Motor Vehicle Theft (Include Alleged Joy Ride)	70	18	\$119,432
GRAND TOTAL - All Items	77		\$324,825
Additional Analysis of Larceny and Motor Vehicle Theft			
6X. Nature of Larcenies Under Item 6			
(a) Pocket-Picking	81		
(b) Purse-Snatching	82	3	\$1,362
(c) Shoplifting	83	40	\$2,672
(d) From Motor Vehicles (Except e)	84	75	\$34,095
(e) Motor Vehicle Parts and Accessories	85	5	\$140
(f) Bicycles	86	45	\$23,933
(g) From Buildings (Except c and h)	87	22	\$31,969
(h) From Any Coin-Operated Machine (Parking Meters, etc.)	88	1	\$400
(i) All Other	89	39	\$46,188
TOTAL LARCENIES (Same as Item 6)	80	230	\$140,759
7X. Motor Vehicles Recovered			
(a) Stolen Locally and Recovered Locally	91	15	
(b) Stolen Locally and Recovered by Other Jurisdictions	92		
(c) Total Locally Stolen Motor Vehicles Recovered	90	15	
(d) Stolen Out of Town, Recovered Locally	93	6	

**MONTHLY REPORT OF OFFENSES KNOWN TO THE
POLICE:**

PROPERTY BY TYPE AND VALUE

Type of Property		Value of Property Stolen and Recovered In Your Jurisdiction	
		Stolen	Recovered
(A) Currency, Notes, etc.	01	\$30,735	\$1
(B) Jewelry and Precious Metals	02	\$11,094	
(C) Clothing and Furs	03	\$19,806	\$405
(D) Locally Stolen Motor Vehicles	04	\$115,500	\$112,000
(E) Office Equipment	05	\$33,826	\$2,735
(F) Televisions, Radios, Stereos, etc.	06	\$7,735	
(G) Firearms	07		
(H) Household Goods	08		
(I) Consumable Goods	09	\$33,353	\$438
(J) Livestock	10		
(K) Miscellaneous	11	\$72,776	\$4,362
TOTAL	00	\$324,825	\$119,941


NOTE: Total of column (2) should agree with grand total (DATA ENTRY 77) shown on page 2. In column (3) include all property recovered even though stolen in prior months. The above is an accounting for only that property stolen in your jurisdiction. This will include property recovered for you by other jurisdictions but not property you recover for them.

SANTA CRUZ PD
155 CENTER ST
SANTA CRUZ, CA 95060
 Agency and State

CA0440200
 Agency ID

56,000
 Population

Month and Year of Report: **10/13**

Signature  11/7/13 Date
Jacqui Drechsler Rewards Supervisor Title
 Report Prepared by
Kevin Vogel
 Chief

**MONTHLY REPORT OF OFFENSES KNOWN TO THE POLICE:
VIOLENT CRIMES COMMITTED AGAINST SENIOR CITIZENS**

In accordance with Senate concurrent resolution no. 64


<u>TYPE OF VIOLENT CRIME</u>	<u>VICTIMS AGE 60 OR OVER</u>
1) HOMICIDE	
2) FORCIBLE RAPE	
3) ROBBERY	1
4) AGGRAVATED ASSAULT	9
<hr/>	
5) TOTAL	10

SANTA CRUZ PD
155 CENTER ST
SANTA CRUZ, CA 95060
Agency and State

CA0440200
Agency ID

56,000
Population

Month and Year of Report: **10/13**



Signature _____ Date **11/7/13**
Jacqui Drechsler Records Supervisor
Report Prepared by _____ Title
Kevin Vogel
Chief

**MONTHLY REPORT OF OFFENSES KNOWN TO THE POLICE:
DOMESTIC VIOLENCE-RELATED CALLS FOR ASSISTANCE
California Penal Code (PC) Section 13730 (a)**

<u>TYPE OF DATA</u>	<u>NUMBER</u>
TOTAL DOMESTIC VIOLENCE CALLS RECEIVED	24
TOTAL CASES INVOLVING WEAPONS	4
<hr/>	
<u>SUBTOTALS</u>	
<hr/>	
FIREARM	
KNIFE OR CUTTING INSTRUMENT	2
OTHER DANGEROUS WEAPON	2
PERSONAL WEAPON (HANDS, FIST, FEET, ETC.)	

SANTA CRUZ PD
155 CENTER ST
SANTA CRUZ, CA 95060
Agency and State
CA0440200
Agency ID
56,000
Population

Month and Year of Report: **10/13**

Signature  11/7/13
Date
Jacqui Drechsler Records Supervisor
Title
Report Prepared by
Kevin Vogel
Chief

**MONTHLY REPORT OF OFFENSES KNOWN TO THE
POLICE:**


There were no "Hate Crimes" reported to this department for this month.

SANTA CRUZ PD
155 CENTER ST
SANTA CRUZ, CA 95060
Agency and State

CA0440200
Agency ID

56,000
Population

Month and Year of Report:

 11/7/13
Signature Date
Jacqui Drechsler Records Supervisor
Report Prepared by Title
Kevin Vogel
Chief

LAW ENFORCEMENT OFFICERS KILLED OR ASSAULTED

It is requested this report be completed and transmitted with monthly crime reports to: Director, Federal Bureau of Investigation, Uniform Crime Reports, Washington, D.C. 20535. This form should be used to report the number of your officers who were assaulted or killed in the line of duty during the month. Additional information concerning officers killed will be requested by a separate

OFFICERS KILLED

Number of your law enforcement officers killed in the line of duty this month

By felonious act _____

By accident or negligence _____

OFFICERS ASSAULTED (Do not include officers killed.)

Type of Activity	Type of Weapon					Type of Assignment								Police Assaults Cleared
	Total Assaults by Weapon	Firearm	Knife	Other Dangerous Weapons	Hands, Fists, Feet,	Two Officer Vehicle	One Officer Vehicle		Detective or Special Assign.		Other			
							Alone	Assisted	Alone	Assisted	Alone	Assisted		
A	B	C	D	E	F	G	H	I	J	K	L	M		
1. Responding to "Disturbance"														
2. Burglaries in Progress														
3. Robberies in Progress														
4. Attempting Other Arrests														
5. Civil Disorder														
6. Handling Prisoners														
7. Suspicious Person/Circum.														
8. Ambush - No Warning														
9. Mentally Deranged														
10. Traffic Pursuits														
11. All Other	2				2		2						2	
12. TOTAL (1-11)	2				2		2						2	
13. Number With Personal Injury					1									
14. Number Without Personal Injury					1									
15. Time of Assaults	A.M.				1		1							
	P.M.													

12:01 2:00 4:00 6:00 8:00 10:00 12:00

SANTA CRUZ PD
155 CENTER ST
SANTA CRUZ, CA 95060
Agency and State

CA0440200
Agency ID

56,000
Population

Month and Year of Report: 10/13

Signature *Jacqui Drechsler* Date 11/7/13

Jacqui Drechsler Records Supervisor
Report Prepared by Title

Kevin Vogel
Chief

MONTHLY REPORT OF
ANTI-REPRODUCTIVE RIGHTS CRIMES (ARRC)
SUMMARY WORKSHEET

AGENCY SANTA CRUZ PD	
NCIC NUMBER CA0440200	REPORTING MONTH/YEAR 10/2013
<input type="checkbox"/> THERE WERE ___ ARRCs REPORTED TO THIS DEPARTMENT FOR THIS MONTH (Attach Data Collection Worksheets) <input checked="" type="checkbox"/> THERE WERE NO ARRCs REPORTED TO THIS DEPARTMENT FOR THIS MONTH	
PREPARER'S NAME Jacqui Drechsler	TELEPHONE NUMBER (831) 420-5874
SUBMIT THIS SUMMARY SHEET WITH THE ARRC DATA COLLECTION WORKSHEET(S), IF ANY, TO State of California Department of Justice CRIMINAL JUSTICE STATISTICS CENTER P.O. Box 903427 Sacramento, CA 94203-4270 ATTN: Anti-Reproductive Rights Crimes	

Purpose:

It is the intent of the Department of Justice to:

- * Collect data on all crimes relating to violations of the Reproductive Rights Law Enforcement Act.
- * Collect data on the threatened commission of anti-reproductive rights crimes and persons suspected of committing these crimes or making these threats.
- *Distinguish between crimes of violence and non-violence.

INSTRUCTIONS FOR COMPLETION:

SUBMIT ANTI-REPRODUCTIVE RIGHTS CRIMES (ARRC) AS DEFINED IN PENAL CODE SECTION 13776 (A). SEE REVERSE OF THIS FORM FOR PENAL CODE STATUTES TO BE USED WHEN COMPLETING THIS FORM.

NOTE: It is the purpose of this legislation to collect data on any crime committed partly or wholly because the victim is a reproductive health services client, provider, or assistant, or a crime that is partly or wholly intended to intimidate the victim, or any other person or entity, or any class of persons or entities from becoming or remaining a reproductive health services client, provider or assistant.

Requirement:

This form should be submitted monthly whether or not an ARRC occurred.

Frequency:

Submit monthly, by the 10th working day for the preceding month (for example, July data should be submitted by the 10th working day in August).

Reporting # of ARRCs:

If there are ARRCs to be reported by your agency, check the first box and enter the total number of ARRCs for the reporting month. Attach Data Collection Worksheets for each ARRC report.

If there were no ARRCs to report, check the second box and submit the Summary Worksheet only.