

**PART I CRIMES (ACTUAL OFFENSES)
JULY 2014**

	JULY		Percent Change	Year to Date		Percent Change
	2013	2014		2013	2014	
Homicide	0	1	100%	3	1	-67%
Rape	3	4	33%	20	33	65%
Robbery	8	6	-25%	47	55	17%
Aggravated Assault	28	35	25%	179	215	20%
Burglary	45	29	-36%	363	239	-34%
Larceny	194	220	13%	1327	1565	18%
Auto Theft	21	33	57%	151	166	10%
Arson	<u>1</u>	<u>4</u>	300%	<u>10</u>	<u>18</u>	80%
Totals:	300	332	11%	2100	2292	9%

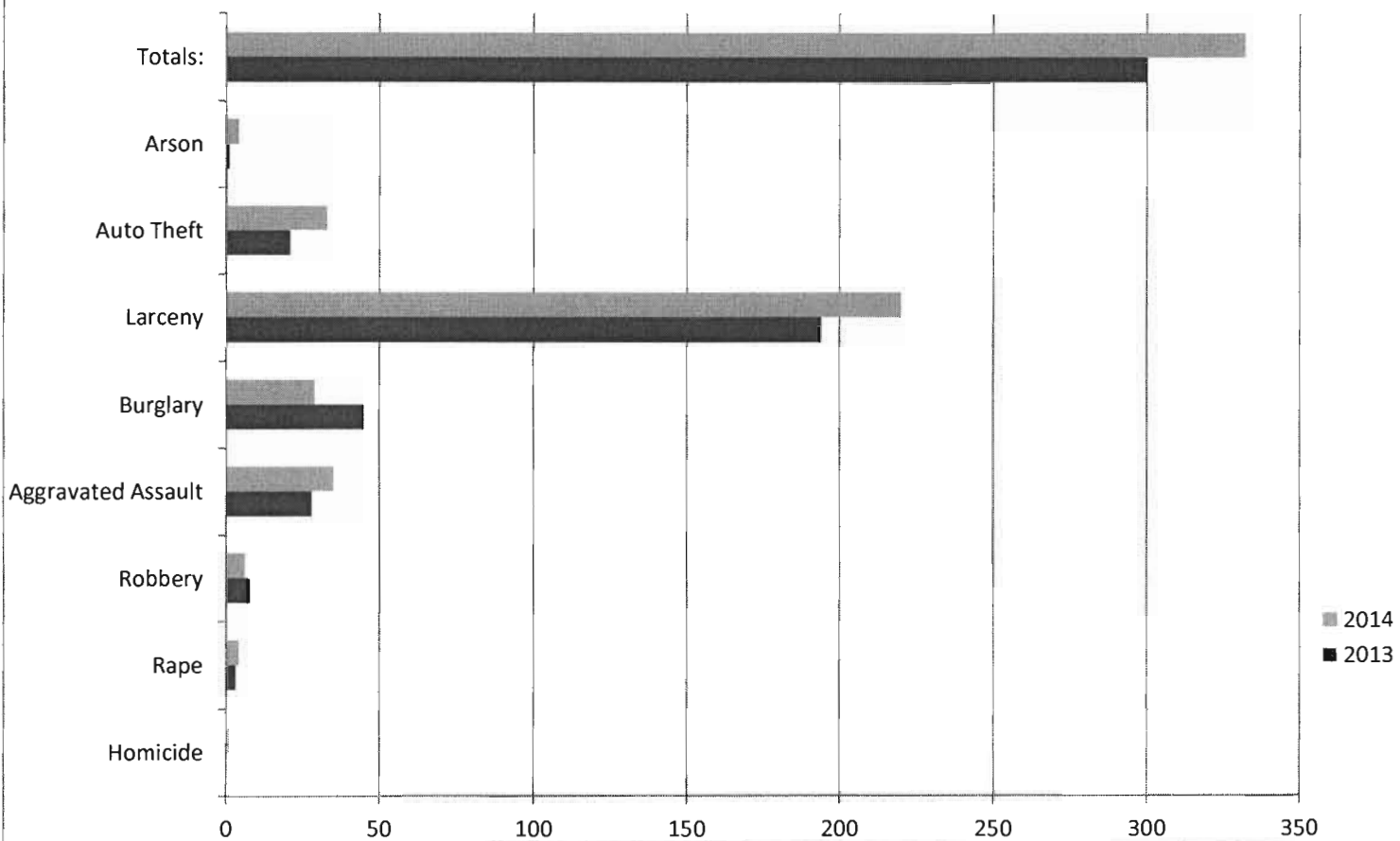
PART I CRIMES - TWO YEAR COMPARISON

	JAN 13	JAN 14	FEB 13	FEB 14	MAR 13	MAR 14	APR 13	APR 14	MAY 13	MAY 14	JUN 13	JUN 14
Homicide	0	0	3	0	0	0	0	0	0	0	0	0
Forcible Rape	2	3	0	3	4	8	6	3	4	8	1	4
Robbery	9	9	8	4	7	8	5	12	7	11	3	5
Aggravated Assault	31	21	18	20	31	39	23	37	27	29	21	34
Burglary	56	29	51	24	51	39	31	35	74	44	55	39
Larceny	183	221	161	210	190	259	174	198	220	244	205	213
Auto Theft	23	26	27	11	27	19	26	19	15	31	12	27
Arson	2	0	0	2	2	6	0	2	1	3	4	1
TOTALS:	306	309	268	274	312	378	265	306	348	370	301	323

	JUL 13	JUL 14	AUG 13	AUG 14	SEP 13	SEP 14	OCT 13	OCT 14	NOV 13	NOV 14	DEC 13	DEC 14
Homicide	0	1	1	0	0	0	0	0	0	0	0	0
Forcible Rape	3	4	3	0	2	0	1	0	7	0	0	0
Robbery	8	6	6	0	6	0	13	0	7	0	6	0
Assault	28	35	22	0	19	0	16	0	22	0	26	0
Burglary	45	29	40	0	35	0	40	0	29	0	45	0
Larceny	194	220	247	0	241	0	230	0	179	0	160	0
Auto Theft	21	33	14	0	17	0	18	0	13	0	15	0
Arson	1	4	1	0	3	0	1	0	4	0	1	0
TOTALS:	300	332	334	0	323	0	319	0	261	0	253	0

YEAR TO DATE TOTALS ARE NOT FINALIZED UNTIL THE END OF THE CALENDAR YEAR

PART I CRIMES COMPARISON CHART JULY 2013 - JULY 2014



	Homicide	Rape	Robbery	Aggravated Assault	Burglary	Larceny	Auto Theft	Arson	Totals:
■ 2014	1	4	6	35	29	220	33	4	332
■ 2013	0	3	8	28	45	194	21	1	300

MONTHLY REPORT OF OFFENSES KNOWN TO THE POLICE:

RETURN A

This report is authorized by law Title 28, Section 534, U.S. Code. While you are not required to report, your cooperation in forwarding this report by the seventh day after the close of the month to Uniform Crime Reports, Federal Bureau of Investigation, Washington, D.C. 20535, will assist in compiling comprehensive, accurate national crime figures on a timely basis.

1 Classification of Offenses	2 Offenses Reported or Known to Police	3 Unfounded, i.e., False or Baseless Complaints	4 Number of Actual	5 Total Offenses Cleared by Arrest or Exceptional Means	6 Number of Clearances Involving Only Persons Under
1. CRIMINAL HOMICIDE					
a. Murder and Non-negligent Homicide	11	1	1	1	
b. Manslaughter by Negligence	12				
2. FORCIBLE RAPE TOTAL	20	4	4	1	
a. Rape by Force	21	3	3		
b. Attempts to Commit Forcible Rape	22	1	1	1	
3. ROBBERY TOTAL	30	6	6	1	
a. Firearm	31				
b. Knife or Cutting Instrument	32	2	2	1	
c. Other Dangerous Weapon	33				
d. Strong-Arm (Hands, Fists, Feet, etc.)	34	4	4		
4. ASSAULT TOTAL	40	80	80	48	1
a. Firearm	41	1	1	1	
b. Knife or Cutting Instrument	42	3	3	2	1
c. Other Dangerous Weapon	43	9	9	7	
d. Strong-Arm (Hands, Fists, Feet, etc.)	44	22	22	17	
e. Other Assaults - Simple	45	45	45	21	
5. BURGLARY TOTAL	50	29	29	5	
a. Forcible Entry	51	4	4	1	
b. Unlawful Entry - No Force	52	25	25	4	
c. Attempted Forcible Entry	53				
6. LARCENY - THEFT TOTAL	60	220	220	42	1
7. MOTOR VEHICLE THEFT TOTAL	70	33	33	3	
a. Autos	71	28	28	3	
b. Trucks and Buses	72	3	3		
c. Other Vehicles	73	2	2		
GRAND TOTAL	77	373	373	101	2


Checking any of the appropriate blocks below will eliminate your need to submit reports when the values are zero.

- | | |
|---|---|
| <input type="checkbox"/> No Supplementary Homicide Report Submitted. | <input type="checkbox"/> No Persons Under 18 Arrested. |
| <input type="checkbox"/> No Supplement to Return A Submitted. | <input type="checkbox"/> No Persons 18 or Over Arrested. |
| <input type="checkbox"/> No Law Enforcement Officers Killed or Assaulted. | <input type="checkbox"/> No Arson Offenses Occurred. |
| <input type="checkbox"/> No Violent Crimes Against Seniors. | <input type="checkbox"/> No Domestic Violence-Related Calls. |
| <input checked="" type="checkbox"/> No Hate Crimes. | <input checked="" type="checkbox"/> No Anti-Reproduction Rights Crimes. |

SANTA CRUZ PD
155 CENTER ST
SANTA CRUZ, CA 95060
Agency and State

CA0440200
Agency ID
56,000
Population

Month and Year of Report: 07/14


Signature Date 8/13/14
Jacqui Drechsler
Report Prepared by Rewards Supervisor Title
Kevin Vogel
Chief

**MONTHLY REPORT OF OFFENSES KNOWN TO THE POLICE:
SUPPLEMENT TO RETURN A**

PROPERTY STOLEN BY CLASSIFICATION

CLASSIFICATION		ACTUAL OFFENSES (Column 4, Return A)	VALUE OF PROPERTY STOLEN
1. Murder/Nonnegligent Manslaughter	12	1	
2. Forcible Rape (Total)	20	4	
3. Robbery			
(a) Highway (Streets, Alleys, etc.)	31		
(b) Commercial House (Except c, d, f)	32		
(c) Gas or Service Station	33	1	\$6
(d) Convenience Store	34	2	\$4
(e) Residence (Anywhere on the Premises)	35		
(f) Bank	36		
(g) Miscellaneous	37	3	\$685
TOTAL ROBBERY	30	6	\$695
4. Assault (Not Applicable)			
5. Burglary - Breaking or Entering			
(a) Residence (Dwelling)			
(1) Night (6 P.M. - 6 A.M.)	51	8	\$5,985
(2) Day (6 A.M. - 6 P.M.)	52	9	\$37,915
(3) Unknown	53	1	\$14,341
(b) Non-Residence (Store, Office, etc.)			
(1) Night (6 P.M. - 6 A.M.)	54	3	\$1,810
(2) Day (6 A.M. - 6 P.M.)	55	6	\$2,181
(3) Unknown	56	2	\$1,770
TOTAL BURGLARY	50	29	\$64,002
6. Larceny - Theft (Except Motor Vehicle Theft)			
(a) Over \$400	64	89	\$277,610
(b) \$200 to \$400	61	33	\$9,162
(c) \$50 to \$199	62	34	\$3,767
(d) Under \$50	63	64	\$959
TOTAL LARCENY (Same as Item 6X)	60	220	\$291,498
7. Motor Vehicle Theft (Include Alleged Joy Ride)	70	33	\$212,896
GRAND TOTAL - All Items	77		\$569,091
Additional Analysis of Larceny and Motor Vehicle Theft			
6X. Nature of Larcenies Under Item 6			
(a) Pocket-Picking	81	1	\$33
(b) Purse-Snatching	82	1	\$410
(c) Shoplifting	83	40	\$3,074
(d) From Motor Vehicles (Except e)	84	82	\$86,264
(e) Motor Vehicle Parts and Accessories	85	7	\$115
(f) Bicycles	86	32	\$47,258
(g) From Buildings (Except c and h)	87	13	\$20,376
(h) From Any Coin-Operated Machine (Parking Meters, etc.)	88		
(i) All Other	89	44	\$133,968
TOTAL LARCENIES (Same as Item 6)	80	220	\$291,498
7X. Motor Vehicles Recovered			
(a) Stolen Locally and Recovered Locally	91	17	
(b) Stolen Locally and Recovered by Other Jurisdictions	92	5	
(c) Total Locally Stolen Motor Vehicles Recovered	90	22	
(d) Stolen Out of Town, Recovered Locally	93	9	

**MONTHLY REPORT OF OFFENSES KNOWN TO THE
POLICE:**

PROPERTY BY TYPE AND VALUE

Type of Property		Value of Property Stolen and Recovered In Your Jurisdiction	
		Stolen	Recovered
(A) Currency, Notes, etc.	01	\$6,768	
(B) Jewelry and Precious Metals	02	\$55,991	\$61
(C) Clothing and Furs	03	\$12,155	\$1,130
(D) Locally Stolen Motor Vehicles	04	\$202,812	\$177,412
(E) Office Equipment	05	\$36,019	\$2,460
(F) Televisions, Radios, Stereos, etc.	06	\$9,750	\$80
(G) Firearms	07	\$350	
(H) Household Goods	08		
(I) Consumable Goods	09	\$576	\$459
(J) Livestock	10		
(K) Miscellaneous	11	\$244,670	\$115,256
TOTAL	00	\$569,091	\$296,858


NOTE: Total of column (2) should agree with grand total (DATA ENTRY 77) shown on page 2. In column (3) include all property recovered even though stolen in prior months. The above is an accounting for only that property stolen in your jurisdiction. This will include property recovered for you by other jurisdictions but not property you recover for them.

SANTA CRUZ PD
155 CENTER ST
SANTA CRUZ, CA 95060
Agency and State

CA0440200
Agency ID

56,000
Population

Month and Year of Report: 07/14

Signature  Date 8/13/14
 Report Prepared by **Jacqui Drechsler** Title **Kevin Vogel**
 Chief

MONTHLY REPORT OF OFFENSES KNOWN TO THE POLICE:


ARSON OFFENSES

This report is authorized by law Title 28, Section 534, United States Code, and the enactment of the fiscal year 1979, Department of Justice Authorization Bill S. 3151. While you are not required to respond, your cooperation in using this form to report all incidents of arson which become known to your department during the month will assist the FBI in compiling comprehensive, accurate data on

1 Property Classification	2 Offenses reported or known to police	3 Unfounded, i.e., false or baseless complaints	4 Number of actual offenses	5 Total offenses cleared by arrest or exceptional means	6 Number of clearances involving only persons under 18 years of age	7 Offenses where structures uninhabited, abandoned, or not normally in use	8 Estimated value of property damage
A. Single Occupancy Residential: Houses, Townhouses,	1		1				\$11,000
B. Other Residential: Apartments, Tenements, Flats, Hotels, Motels, Inns, Dormitories, Boarding Houses, etc.							
C. Storage: Barns, Garages, Warehouses, etc.							
D. Industrial/Manufacturing							
E. Other Commercial: Stores, Restaurants, Offices, etc.							
F. Community/Public: Churches, Jails, Schools, Colleges,							
G. All Other Structures: Out Buildings, Monuments, Buildings Under Construction, etc.							
TOTAL STRUCTURE	1		1				\$11,000
H. Motor Vehicles: Automobiles, Trucks, Buses, Motorcycles, etc.							
I. Other Mobile Property: Trailers, Recreational Vehicles, Airplanes, Boats, etc.	1		1				\$1,000
TOTAL MOBILE	1		1				\$1,000
J. Total Other: Crops, Timber, Fences, Signs, etc.	2		2				\$150
GRAND TOTAL	4		4				\$12,150

SANTA CRUZ PD
155 CENTER ST
SANTA CRUZ, CA 95060
Agency and State
CA0440200
Agency ID
56,000
Population

Month and Year of Report: 07/14

Signature  Date 8/13/14
Jacquie Drechsler
Report Prepared by Kevin Vogel
Title
Chief

**MONTHLY REPORT OF OFFENSES KNOWN TO THE POLICE:
VIOLENT CRIMES COMMITTED AGAINST SENIOR CITIZENS**

In accordance with Senate concurrent resolution no. 64


<u>TYPE OF VIOLENT CRIME</u>	<u>VICTIMS AGE 60 OR OVER</u>
1) HOMICIDE	
2) FORCIBLE RAPE	
3) ROBBERY	
4) AGGRAVATED ASSAULT	6
<hr/>	
5) TOTAL	6

SANTA CRUZ PD
155 CENTER ST
SANTA CRUZ, CA 95060
Agency and State

CA0440200
Agency ID

56,000
Population

Month and Year of Report: **07/14**

 8/13/14
Signature Date

Jacqui Drechsler Rurds Supervisor
Report Prepared by Title


Kevin Vogel
Chief

**MONTHLY REPORT OF OFFENSES KNOWN TO THE POLICE:
 DOMESTIC VIOLENCE-RELATED CALLS FOR ASSISTANCE
 California Penal Code (PC) Section 13730 (a)**

TYPE OF DATA	NUMBER
TOTAL DOMESTIC VIOLENCE CALLS RECEIVED	30
TOTAL CASES INVOLVING WEAPONS	6
SUBTOTALS	
FIREARM	
KNIFE OR CUTTING INSTRUMENT	3
OTHER DANGEROUS WEAPON	3
PERSONAL WEAPON (HANDS, FIST, FEET, ETC.)	

SANTA CRUZ PD
 155 CENTER ST
 SANTA CRUZ, CA 95060
 Agency and State
 CA0440200
 Agency ID
 56,000
 Population

Month and Year of Report: 07/14

Signature  Date 8/13/14
 Report Prepared by Jacqui Drechsler Title Records Supervisor
 Chief Kevin Vogel

**MONTHLY REPORT OF OFFENSES KNOWN TO THE
POLICE:**


There were no "Hate Crimes" reported to this department for this month.

SANTA CRUZ PD
155 CENTER ST
SANTA CRUZ, CA 95060
Agency and State

CA0440200
Agency ID

56,000
Population

Month and Year of Report:

 8/13/14
Signature Date
Jacqui Drechsler Records Supervisor
Report Prepared by Title
Kevin Vogel
Chief

LAW ENFORCEMENT OFFICERS KILLED OR ASSAULTED

It is requested this report be completed and transmitted with monthly crime reports to: Director, Federal Bureau of Investigation, Uniform Crime Reports, Washington, D.C. 20535. This form should be used to report the number of your officers who were assaulted or killed in the line of duty during the month. Additional information concerning officers killed will be requested by a separate

OFFICERS KILLED	
Number of your law enforcement officers killed in the line of duty this month	By felonious act _____
	By accident or negligence _____

OFFICERS ASSAULTED (Do not include officers killed.)


Type of Activity	Type of Weapon					Type of Assignment						Police Assaults Cleared			
	Total Assaults by Weapon		Other Dangerous Weapons	Hands, Fists, Feet,		Two Officer Vehicle	One Officer Vehicle		Detective or Special Assign.		Other				
	A	B					C	D	E	F	G		H	I	J
1. Responding to "Disturbance"															
2. Burglaries in Progress															
3. Robberies in Progress															
4. Attempting Other Arrests															
5. Civil Disorder															
6. Handling Prisoners	1				1		1								1
7. Suspicious Person/Circum.	1			1									1		1
8. Ambush - No Warning															
9. Mentally Deranged															
10. Traffic Pursuits															
11. All Other															
12. TOTAL (1-11)	2			1	1		1						1		2
13. Number With Personal Injury															
14. Number Without Personal Injury				1	1										
15. Time of Assaults	A.M.		1												
	P.M.													1	
		12:01	2:00	4:00	6:00	8:00	10:00	12:00							

SANTA CRUZ PD
155 CENTER ST
SANTA CRUZ, CA 95060
 Agency and State

CA0440200
 Agency ID

56,000
 Population

Month and Year of Report: **07/14**

Signature:  Date: 8/13/14

Jacquie Drechsler *Records Supervisor*
 Report Prepared by Title

Kevin Vogel
 Chief

MONTHLY REPORT OF
ANTI-REPRODUCTIVE RIGHTS CRIMES (ARRC)
SUMMARY WORKSHEET

AGENCY SANTA CRUZ PD	
NCIC NUMBER CA0440200	REPORTING MONTH/YEAR 07/2014
<input type="checkbox"/> THERE WERE ___ ARRCs REPORTED TO THIS DEPARTMENT FOR THIS MONTH (Attach Data Collection Worksheets) <input checked="" type="checkbox"/> THERE WERE NO ARRCs REPORTED TO THIS DEPARTMENT FOR THIS MONTH	
PREPARER'S NAME Jacqui Drechsler	TELEPHONE NUMBER (831) 420-5874
SUBMIT THIS SUMMARY SHEET WITH THE ARRC DATA COLLECTION WORKSHEET(S), IF ANY, TO State of California Department of Justice CRIMINAL JUSTICE STATISTICS CENTER P.O. Box 903427 Sacramento, CA 94203-4270 ATTN: Anti-Reproductive Rights Crimes	

Purpose:

It is the intent of the Department of Justice to:

- * Collect data on all crimes relating to violations of the Reproductive Rights Law Enforcement Act.
- * Collect data on the threatened commission of anti-reproductive rights crimes and persons suspected of committing these crimes or making these threats.
- *Distinguish between crimes of violence and non-violence.

INSTRUCTIONS FOR COMPLETION:

SUBMIT ANTI-REPRODUCTIVE RIGHTS CRIMES (ARRC) AS DEFINED IN PENAL CODE SECTION 13776 (A). SEE REVERSE OF THIS FORM FOR PENAL CODE STATUTES TO BE USED WHEN COMPLETING THIS FORM.

NOTE: It is the purpose of this legislation to collect data on any crime committed partly or wholly because the victim is a reproductive health services client, provider, or assistant, or a crime that is partly or wholly intended to intimidate the victim, or any other person or entity, or any class of persons or entities from becoming or remaining a reproductive health services client, provider or assistant.

Requirement:

This form should be submitted monthly whether or not an ARRC occurred.

Frequency:

Submit monthly, by the 10th working day for the preceding month (for example, July data should be submitted by the 10th working day in August).

Reporting # of ARRCs:

If there are ARRCs to be reported by your agency, check the first box and enter the total number of ARRCs for the reporting month. Attach Data Collection Worksheets for each ARRC report.

If there were no ARRCs to report, check the second box and submit the Summary Worksheet only.