

**PART I CRIMES (ACTUAL OFFENSES)
AUGUST 2014**

	AUGUST		Percent Change	Year to Date		Percent Change
	2013	2014		2013	2014	
Homicide	1	0	-100%	4	1	-75%
Rape	3	3	0%	23	36	57%
Robbery	6	15	150%	53	70	32%
Aggravated Assault	22	21	-5%	201	236	17%
Burglary	40	29	-28%	403	268	-33%
Larceny	247	182	-26%	1574	1747	11%
Auto Theft	14	15	7%	165	181	10%
Arson	1	1	0%	11	19	73%
Totals:	334	266	-20%	2434	2558	5%

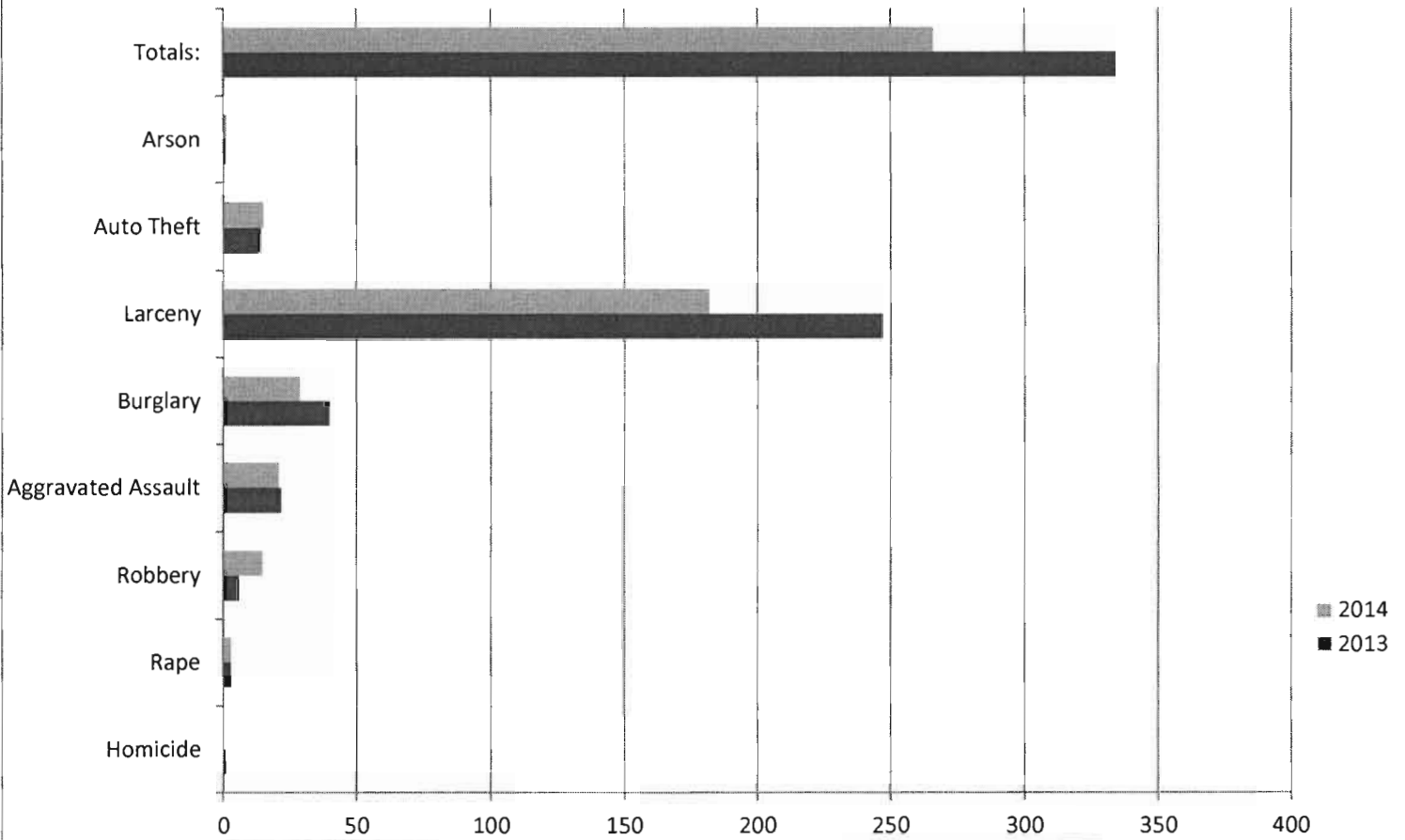
PART I CRIMES - TWO YEAR COMPARISON

	JAN 13	JAN 14	FEB 13	FEB 14	MAR 13	MAR 14	APR 13	APR 14	MAY 13	MAY 14	JUN 13	JUN 14
Homicide	0	0	3	0	0	0	0	0	0	0	0	0
Forcible Rape	2	3	0	3	4	8	6	3	4	8	1	4
Robbery	9	9	8	4	7	8	5	12	7	11	3	5
Aggravated Assault	31	21	18	20	31	39	23	37	27	29	21	34
Burglary	56	29	51	24	51	39	31	35	74	44	55	39
Larceny	183	221	161	210	190	259	174	198	220	244	205	213
Auto Theft	23	26	27	11	27	19	26	19	15	31	12	27
Arson	2	0	0	2	2	6	0	2	1	3	4	1
TOTALS:	306	309	268	274	312	378	265	306	348	370	301	323

	JUL 13	JUL 14	AUG 13	AUG 14	SEP 13	SEP 14	OCT 13	OCT 14	NOV 13	NOV 14	DEC 13	DEC 14
Homicide	0	1	1	0	0	0	0	0	0	0	0	0
Forcible Rape	3	4	3	3	2	0	1	0	7	0	0	0
Robbery	8	6	6	15	6	0	13	0	7	0	6	0
Assault	28	35	22	21	19	0	16	0	22	0	26	0
Burglary	45	29	40	29	35	0	40	0	29	0	45	0
Larceny	194	220	247	182	241	0	230	0	179	0	160	0
Auto Theft	21	33	14	15	17	0	18	0	13	0	15	0
Arson	1	4	1	1	3	0	1	0	4	0	1	0
TOTALS:	300	332	334	266	323	0	319	0	261	0	253	0

YEAR TO DATE TOTALS ARE NOT FINALIZED UNTIL THE END OF THE CALENDAR YEAR

PART I CRIMES COMPARISON CHART AUGUST 2013 - AUGUST 2014



	Homicide	Rape	Robbery	Aggravated Assault	Burglary	Larceny	Auto Theft	Arson	Totals:
■ 2014	0	3	15	21	29	182	15	1	266
■ 2013	1	3	6	22	40	247	14	1	334

MONTHLY REPORT OF OFFENSES KNOWN TO THE POLICE:

RETURN A

This report is authorized by law Title 28, Section 534, U.S. Code. While you are not required to report, your cooperation in forwarding this report by the seventh day after the close of the month to Uniform Crime Reports, Federal Bureau of Investigation, Washington, D.C. 20535, will assist in compiling comprehensive, accurate national crime figures on a timely basis.


1 Classification of Offenses	2 Offenses Reported or Known to Police	3 Unfounded, i.e., False or Baseless Complaints	4 Number of Actual	5 Total Offenses Cleared by Arrest or Exceptional Means	6 Number of Clearances Involving Only Persons Under
1. CRIMINAL HOMICIDE					
a. Murder and Non-negligent Homicide	11				
b. Manslaughter by Negligence	12				
2. FORCIBLE RAPE TOTAL	20	3	3		
a. Rape by Force	21	2	2		
b. Attempts to Commit Forcible Rape	22	1	1		
3. ROBBERY TOTAL	30	15	15	8	
a. Firearm	31	3	3		
b. Knife or Cutting Instrument	32	2	2	2	
c. Other Dangerous Weapon	33	1	1		
d. Strong-Arm (Hands, Fists, Feet, etc.)	34	9	9	6	
4. ASSAULT TOTAL	40	60	60	33	1
a. Firearm	41				
b. Knife or Cutting Instrument	42	3	3	2	
c. Other Dangerous Weapon	43	4	4	1	
d. Strong-Arm (Hands, Fists, Feet, etc.)	44	14	14	9	
e. Other Assaults - Simple	45	39	39	21	1
5. BURGLARY TOTAL	50	29	29	3	
a. Forcible Entry	51	9	9	1	
b. Unlawful Entry - No Force	52	19	19	2	
c. Attempted Forcible Entry	53	1	1		
6. LARCENY - THEFT TOTAL	60	182	182	33	
7. MOTOR VEHICLE THEFT TOTAL	70	15	15	1	
a. Autos	71	10	10	1	
b. Trucks and Buses	72	4	4		
c. Other Vehicles	73	1	1		
GRAND TOTAL	77	304	304	78	1

Checking any of the appropriate blocks below will eliminate your need to submit reports when the values are zero.

- | | |
|---|---|
| <input checked="" type="checkbox"/> No Supplementary Homicide Report Submitted. | <input type="checkbox"/> No Persons Under 18 Arrested. |
| <input type="checkbox"/> No Supplement to Return A Submitted. | <input type="checkbox"/> No Persons 18 or Over Arrested. |
| <input type="checkbox"/> No Law Enforcement Officers Killed or Assaulted. | <input type="checkbox"/> No Arson Offenses Occurred. |
| <input type="checkbox"/> No Violent Crimes Against Seniors. | <input type="checkbox"/> No Domestic Violence-Related Calls. |
| <input checked="" type="checkbox"/> No Hate Crimes. | <input checked="" type="checkbox"/> No Anti-Reproduction Rights Crimes. |

SANTA CRUZ PD
155 CENTER ST
SANTA CRUZ, CA 95060
 Agency and State
CA0440200
 Agency ID
56,000
 Population

Month and Year of Report: **08/14**


 Signature _____ Date 9/2/14
Jacqui Drechsler Records Supervisor
 Report Prepared by _____ Title
Kevin Vogel
 Chief

**MONTHLY REPORT OF OFFENSES KNOWN TO THE POLICE:
SUPPLEMENT TO RETURN A**

PROPERTY STOLEN BY CLASSIFICATION

CLASSIFICATION		ACTUAL OFFENSES (Column 4, Return A)	VALUE OF PROPERTY STOLEN
1. Murder/Nonnegligent Manslaughter	12		
2. Forcible Rape (Total)	20	3	
3. Robbery			
(a) Highway (Streets, Alleys, etc.)	31	2	\$218
(b) Commercial House (Except c, d, f)	32		
(c) Gas or Service Station	33	1	
(d) Convenience Store	34	2	\$250
(e) Residence (Anywhere on the Premises)	35		
(f) Bank	36		
(g) Miscellaneous	37	10	\$786
TOTAL ROBBERY	30	15	\$1,254
4. Assault (Not Applicable)			
5. Burglary - Breaking or Entering			
(a) Residence (Dwelling)			
(1) Night (6 P.M. - 6 A.M.)	51	1	\$48
(2) Day (6 A.M. - 6 P.M.)	52	6	\$18,020
(3) Unknown	53	6	\$47,933
(b) Non-Residence (Store, Office, etc.)			
(1) Night (6 P.M. - 6 A.M.)	54	6	\$3,800
(2) Day (6 A.M. - 6 P.M.)	55	7	\$3,165
(3) Unknown	56	3	\$2,254
TOTAL BURGLARY	50	29	\$75,220
6. Larceny - Theft (Except Motor Vehicle Theft)			
(a) Over \$400	64	64	\$101,232
(b) \$200 to \$400	61	34	\$9,980
(c) \$50 to \$199	62	30	\$3,079
(d) Under \$50	63	54	\$956
TOTAL LARCENY (Same as Item 6X)	60	182	\$115,247
7. Motor Vehicle Theft (Include Alleged Joy Ride)	70	15	\$111,931
GRAND TOTAL - All Items	77		\$303,652
Additional Analysis of Larceny and Motor Vehicle Theft			
6X. Nature of Larcenies Under Item 6			
(a) Pocket-Picking	81	1	\$600
(b) Purse-Snatching	82	3	\$1,075
(c) Shoplifting	83	34	\$2,757
(d) From Motor Vehicles (Except e)	84	56	\$50,569
(e) Motor Vehicle Parts and Accessories	85	8	\$10,353
(f) Bicycles	86	22	\$22,669
(g) From Buildings (Except c and h)	87	14	\$4,863
(h) From Any Coin-Operated Machine (Parking Meters, etc.)	88		
(i) All Other	89	44	\$22,361
TOTAL LARCENIES (Same as Item 6)	80	182	\$115,247
7X. Motor Vehicles Recovered			
(a) Stolen Locally and Recovered Locally	91	11	
(b) Stolen Locally and Recovered by Other Jurisdictions	92		
(c) Total Locally Stolen Motor Vehicles Recovered	90	11	
(d) Stolen Out of Town, Recovered Locally	93	4	

MONTHLY REPORT OF OFFENSES KNOWN TO THE POLICE:

PROPERTY BY TYPE AND VALUE


Type of Property		Value of Property Stolen and Recovered In Your Jurisdiction	
		Stolen	Recovered
(A) Currency, Notes, etc.	01	\$5,200	
(B) Jewelry and Precious Metals	02	\$53,128	
(C) Clothing and Furs	03	\$25,383	\$265
(D) Locally Stolen Motor Vehicles	04	\$103,002	\$92,902
(E) Office Equipment	05	\$19,620	\$1,800
(F) Televisions, Radios, Stereos, etc.	06	\$19,882	\$405
(G) Firearms	07		
(H) Household Goods	08		
(I) Consumable Goods	09	\$425	\$185
(J) Livestock	10		
(K) Miscellaneous	11	\$77,012	\$5,467
TOTAL	00	\$303,652	\$101,024

NOTE: Total of column (2) should agree with grand total (DATA ENTRY 77) shown on page 2. In column (3) include all property recovered even though stolen in prior months. The above is an accounting for only that property stolen in your jurisdiction. This will include property recovered for you by other jurisdictions but not property you recover for them.

SANTA CRUZ PD
 155 CENTER ST
 SANTA CRUZ, CA 95060
 Agency and State

CA0440200
 Agency ID
 56,000
 Population

Month and Year of Report: **08/14**

Signature  Date 9/2/14
 Jacquie Drechsler Rewards Supervisor
 Report Prepared by Title
 Kevin Vogel
 Chief


MONTHLY REPORT OF OFFENSES KNOWN TO THE POLICE:

ARSON OFFENSES

This report is authorized by law Title 28, Section 534, United States Code, and the enactment of the fiscal year 1979, Department of Justice Authorization Bill S. 3151. While you are not required to respond, your cooperation in using this form to report all incidents of arson which become known to your department during the month will assist the FBI in compiling comprehensive, accurate data on

1 Property Classification	2 Offenses reported or known to police	3 Unfounded, i.e., false or baseless complaints	4 Number of actual offenses	5 Total offenses cleared by arrest or exceptional means	6 Number of clearances involving only persons under 18 years of age	7 Offenses where structures uninhabited, abandoned, or not normally in use	8 Estimated value of property damage
A. Single Occupancy Residential: Houses, Townhouses,							
B. Other Residential: Apartments, Tenements, Flats, Hotels, Motels, Inns, Dormitories, Boarding Houses, etc.	1		1				\$1,500
C. Storage: Barns, Garages, Warehouses, etc.							
D. Industrial/Manufacturing							
E. Other Commercial: Stores, Restaurants, Offices, etc.							
F. Community/Public: Churches, Jails, Schools, Colleges,							
G. All Other Structures: Out Buildings, Monuments, Buildings Under Construction, etc.							
TOTAL STRUCTURE	1		1				\$1,500
H. Motor Vehicles: Automobiles, Trucks, Buses, Motorcycles, etc.							
I. Other Mobile Property: Trailers, Recreational Vehicles, Airplanes, Boats, etc.							
TOTAL MOBILE							
J. Total Other: Crops, Timber, Fences, Signs, etc.							
GRAND TOTAL	1		1				\$1,500

SANTA CRUZ PD
 155 CENTER ST
 SANTA CRUZ, CA 95060
 Agency and State
 CA0440200
 Agency ID
 56,000
 Population

Month and Year of Report: **08/14**

 Signature _____ Date 9/2/14
Jacqui Drechsler *Records Supervisor*
 Report Prepared by _____ Title
Kevin Vogel
 Chief

**MONTHLY REPORT OF OFFENSES KNOWN TO THE POLICE:
VIOLENT CRIMES COMMITTED AGAINST SENIOR CITIZENS**

In accordance with Senate concurrent resolution no. 64

<u>TYPE OF VIOLENT CRIME</u>	<u>VICTIMS AGE 60 OR OVER</u>
1) HOMICIDE	
2) FORCIBLE RAPE	
3) ROBBERY	1
4) AGGRAVATED ASSAULT	6
<hr/>	
5) TOTAL	7

SANTA CRUZ PD
155 CENTER ST
SANTA CRUZ, CA 95060

Agency and State


CA0440200

Agency ID

56,000

Population

Month and Year of Report: **08/14**

 9/2/14
Signature Date

Jacqui Drechsler Records Supervisor
Report Prepared by Title


Kevin Vogel
Chief

**MONTHLY REPORT OF OFFENSES KNOWN TO THE POLICE:
DOMESTIC VIOLENCE-RELATED CALLS FOR ASSISTANCE
California Penal Code (PC) Section 13730 (a)**

<u>TYPE OF DATA</u>	<u>NUMBER</u>
TOTAL DOMESTIC VIOLENCE CALLS RECEIVED	26
TOTAL CASES INVOLVING WEAPONS	5
<hr/>	
SUBTOTALS	
<hr/>	
FIREARM	
KNIFE OR CUTTING INSTRUMENT	2
OTHER DANGEROUS WEAPON	1
PERSONAL WEAPON (HANDS, FIST, FEET, ETC.)	2

SANTA CRUZ PD
155 CENTER ST
SANTA CRUZ, CA 95060
Agency and State
CA0440200
Agency ID
56,000
Population

Month and Year of Report: **08/14**

 9/2/14
Signature Date

Jacqui Drechsler Rewards Supervisor
Report Prepared by Title

Kevin Vogel
Chief


**MONTHLY REPORT OF OFFENSES KNOWN TO THE
POLICE:**

There were no "Hate Crimes" reported to this department for this month.

SANTA CRUZ PD
155 CENTER ST
SANTA CRUZ, CA 95060
Agency and State

CA0440200
Agency ID
56,000
Population

Month and Year of Report:

 9/2/14
Signature Date
Jacqui Drechsler Records Supervisor
Report Prepared by Title
Kevin Vogel
Chief

LAW ENFORCEMENT OFFICERS KILLED OR ASSAULTED

It is requested this report be completed and transmitted with monthly crime reports to: Director, Federal Bureau of Investigation, Uniform Crime Reports, Washington, D.C. 20535. This form should be used to report the number of your officers who were assaulted or killed in the line of duty during the month. Additional information concerning officers killed will be requested by a separate

OFFICERS KILLED

Number of your law enforcement officers killed in the line of duty this month

By felonious act _____

By accident or negligence _____

OFFICERS ASSAULTED (Do not include officers killed.)

Type of Activity	Type of Weapon					Type of Assignment							Police Assaults Cleared	
	Total Assaults by Weapon		Firearm	Knife	Other Dangerous Weapons	Hands, Fists, Feet	Two Officer Vehicle	One Officer Vehicle		Detective or Special Assign.		Other		
	A	B						C	D	E	F	G		H
1. Responding to "Disturbance"	1				1			1						1
2. Burglaries in Progress														
3. Robberies in Progress														
4. Attempting Other Arrests														
5. Civil Disorder														
6. Handling Prisoners	2				2			2						2
7. Suspicious Person/Circum.	1				1		1							1
8. Ambush - No Warning														
9. Mentally Deranged														
10. Traffic Pursuits														
11. All Other														
12. TOTAL (1-11)	4				4		1	3						4
13. Number With Personal Injury														
14. Number Without Personal Injury					4									
15. Time of Assaults	A.M.				1	2								
	P.M.		1											

12:01 2:00 4:00 6:00 8:00 10:00 12:00

SANTA CRUZ PD
155 CENTER ST
SANTA CRUZ, CA 95060
Agency and State

CA0440200
Agency ID

56,000
Population

Month and Year of Report: 08/14

Signature Jacqui Drechsler Date 9/2/14

Report Prepared by Kevin Vogel Title Records Supervisor

Chief

MONTHLY REPORT OF
ANTI-REPRODUCTIVE RIGHTS CRIMES (ARRC)
SUMMARY WORKSHEET

AGENCY SANTA CRUZ PD	
NCIC NUMBER CA0440200	REPORTING MONTH/YEAR 08/2014
<input type="checkbox"/> THERE WERE ___ ARRCs REPORTED TO THIS DEPARTMENT FOR THIS MONTH (Attach Data Collection Worksheets)	
<input checked="" type="checkbox"/> THERE WERE NO ARRCs REPORTED TO THIS DEPARTMENT FOR THIS MONTH	
PREPARER'S NAME Jacqui Drechsler	TELEPHONE NUMBER (831) 420-5874
SUBMIT THIS SUMMARY SHEET WITH THE ARRC DATA COLLECTION WORKSHEET(S), IF ANY, TO State of California Department of Justice CRIMINAL JUSTICE STATISTICS CENTER P.O. Box 903427 Sacramento, CA 94203-4270 ATTN: Anti-Reproductive Rights Crimes	

Purpose:

It is the intent of the Department of Justice to:

- * Collect data on all crimes relating to violations of the Reproductive Rights Law Enforcement Act.
- * Collect data on the threatened commission of anti-reproductive rights crimes and persons suspected of committing these crimes or making these threats.
- *Distinguish between crimes of violence and non-violence.

INSTRUCTIONS FOR COMPLETION:

SUBMIT ANTI-REPRODUCTIVE RIGHTS CRIMES (ARRC) AS DEFINED IN PENAL CODE SECTION 13776 (A). SEE REVERSE OF THIS FORM FOR PENAL CODE STATUTES TO BE USED WHEN COMPLETING THIS FORM.

NOTE: It is the purpose of this legislation to collect data on any crime committed partly or wholly because the victim is a reproductive health services client, provider, or assistant, or a crime that is partly or wholly intended to intimidate the victim, or any other person or entity, or any class of persons or entities from becoming or remaining a reproductive health services client, provider or assistant.

Requirement:

This form should be submitted monthly whether or not an ARRC occurred.

Frequency:

Submit monthly, by the 10th working day for the preceding month (for example, July data should be submitted by the 10th working day in August).

Reporting # of ARRCs:

If there are ARRCs to be reported by your agency, check the first box and enter the total number of ARRCs for the reporting month. Attach Data Collection Worksheets for each ARRC report.

If there were no ARRCs to report, check the second box and submit the Summary Worksheet only.