

PART I CRIMES (ACTUAL OFFENSES)  
FEBRUARY 2015

	FEBRUARY		Percent Change	Year to Date		Percent Change
	2014	2015		2014	2015	
Homicide	0	0	0	0	0	0
Rape	3	0	-100%	6	5	-17%
Robbery	4	5	25%	13	25	92%
Aggravated Assault	20	21	5%	41	48	17%
Burglary	24	49	104%	53	95	79%
Larceny	210	182	-13%	431	460	7%
Auto Theft	11	14	27%	37	51	38%
Arson	2	0	-100%	2	2	0%
Totals:	274	271	-1%	583	686	18%

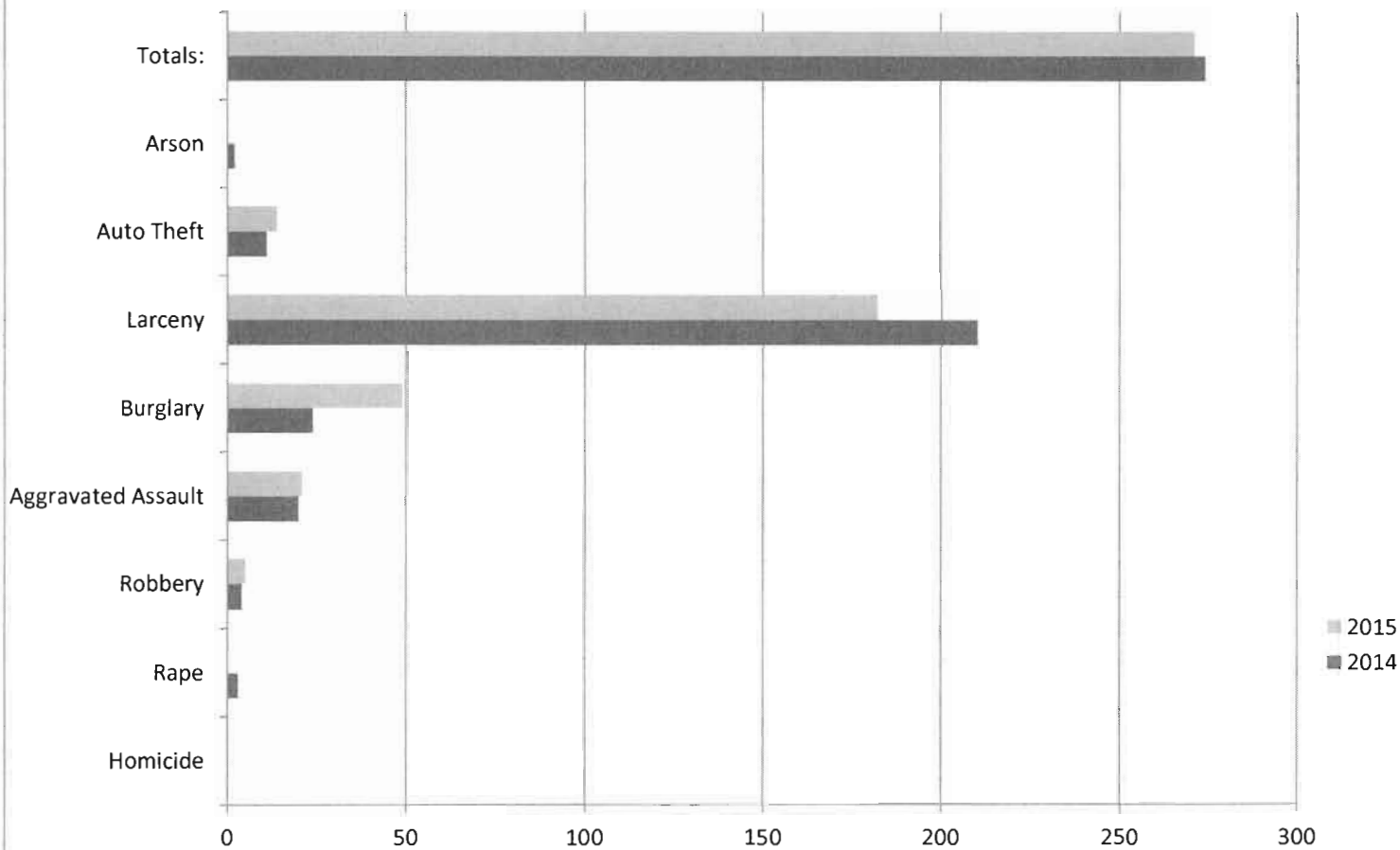
PART I CRIMES - TWO YEAR COMPARISON

	JAN 13	JAN 14	FEB 13	FEB 14	MAR 13	MAR 14	APR 13	APR 14	MAY 13	MAY 14	JUN 13	JUN 14
Homicide	0	0	0	0	0	0	0	0	0	0	0	0
Forcible Rape	3	5	3	0	8	0	3	0	8	0	4	0
Robbery	9	20	4	5	8	0	12	0	11	0	5	0
Aggravated Assault	21	27	20	21	39	0	37	0	29	0	34	0
Burglary	29	46	24	49	39	0	35	0	44	0	39	0
Larceny	221	278	210	182	259	0	198	0	244	0	213	0
Auto Theft	26	37	11	14	19	0	19	0	31	0	27	0
Arson	0	2	2	0	6	0	2	0	3	0	1	0
TOTALS:	309	415	274	271	378	0	306	0	370	0	323	0

	JUL 13	JUL 14	AUG 13	AUG 14	SEP 13	SEP 14	OCT 13	OCT 14	NOV 13	NOV 14	DEC 13	DEC 14
Homicide	1	0	0	0	0	0	0	0	0	0	0	0
Forcible Rape	4	0	3	0	6	0	8	0	10	0	3	0
Robbery	6	0	15	0	10	0	8	0	7	0	14	0
Assault	35	0	21	0	25	0	35	0	35	0	20	0
Burglary	29	0	29	0	33	0	22	0	44	0	53	0
Larceny	220	0	182	0	196	0	200	0	215	0	244	0
Auto Theft	33	0	15	0	27	0	15	0	13	0	14	0
Arson	4	0	1	0	0	0	2	0	2	0	0	0
TOTALS:	332	0	266	0	297	0	290	0	326	0	348	0

YEAR TO DATE TOTALS ARE NOT FINALIZED UNTIL THE END OF THE CALENDAR YEAR

## PART I CRIMES COMPARISON CHART FEBRUARY 2014 - FEBRUARY 2015



	Homicide	Rape	Robbery	Aggravated Assault	Burglary	Larceny	Auto Theft	Arson	Totals:
■ 2015	0	0	5	21	49	182	14	0	271
■ 2014	0	3	4	20	24	210	11	2	274

**MONTHLY REPORT OF OFFENSES KNOWN TO THE POLICE:**

**RETURN A**

This report is authorized by law Title 28, Section 534, U.S. Code. While you are not required to report, your cooperation in forwarding this report by the seventh day after the close of the month to Uniform Crime Reports, Federal Bureau of Investigation, Washington, D.C. 20535, will assist in compiling comprehensive, accurate national crime figures on a timely basis.

1 Classification of Offenses	2 Offenses Reported or Known to Police	3 Unfounded, i.e., False or Baseless Complaints	4 Number of Actual	5 Total Offenses Cleared by Arrest or Exceptional Means	6 Number of Clearances Involving Only Persons Under
1. CRIMINAL HOMICIDE					
a. Murder and Non-negligent Homicide	11				
b. Manslaughter by Negligence	12		1	1	
2. FORCIBLE RAPE TOTAL	20				
a. Rape by Force	21				
b. Attempts to Commit Forcible Rape	22				
3. ROBBERY TOTAL	30	5	5	2	
a. Firearm	31				
b. Knife or Cutting Instrument	32	2	2		
c. Other Dangerous Weapon	33				
d. Strong-Arm (Hands, Fists, Feet, etc.)	34	3	3	2	
4. ASSAULT TOTAL	40	55	55	29	1
a. Firearm	41				
b. Knife or Cutting Instrument	42	1	1		
c. Other Dangerous Weapon	43	11	11	7	
d. Strong-Arm (Hands, Fists, Feet, etc.)	44	9	9	5	
e. Other Assaults - Simple	45	34	34	17	1
5. BURGLARY TOTAL	50	49	49	5	
a. Forcible Entry	51	19	19	2	
b. Unlawful Entry - No Force	52	25	25	3	
c. Attempted Forcible Entry	53	5	5		
6. LARCENY - THEFT TOTAL	60	182	182	28	
7. MOTOR VEHICLE THEFT TOTAL	70	15	14	2	
a. Autos	71	13	12	2	
b. Trucks and Buses	72	1	1		
c. Other Vehicles	73	1	1		
<b>GRAND TOTAL</b>	<b>77</b>	<b>307</b>	<b>1</b>	<b>306</b>	<b>67</b>


Checking any of the appropriate blocks below will eliminate your need to submit reports when the values are zero.

- No Supplementary Homicide Report Submitted.
- No Supplement to Return A Submitted.
- No Law Enforcement Officers Killed or Assaulted.
- No Violent Crimes Against Seniors.
- No Hate Crimes.
- No Persons Under 18 Arrested.
- No Persons 18 or Over Arrested.
- No Arson Offenses Occurred.
- No Domestic Violence-Related Calls.
- No Anti-Reproduction Rights Crimes.

SANTA CRUZ PD  
155 CENTER ST  
SANTA CRUZ, CA 95060  
Agency and State

CA0440200  
Agency ID  
56,000  
Population

Month and Year of Report: 02/15

  
Signature 3/11/15 Date  
**Jacqui Drechsler** *Records Supervisor*  
Report Prepared by Title  
**Kevin Vogel**  
Chief

**MONTHLY REPORT OF OFFENSES KNOWN TO THE POLICE:  
SUPPLEMENT TO RETURN A**

**PROPERTY STOLEN BY CLASSIFICATION**

CLASSIFICATION		ACTUAL OFFENSES (Column 4, Return A)	VALUE OF PROPERTY STOLEN
<b>1. Murder/Nonnegligent Manslaughter</b>		12	
<b>2. Forcible Rape (Total)</b>		20	
<b>3. Robbery</b>			
(a) Highway (Streets, Alleys, etc.)	31	2	\$405
(b) Commercial House (Except c, d, f)	32		
(c) Gas or Service Station	33		
(d) Convenience Store	34		
(e) Residence (Anywhere on the Premises)	35	2	\$2,900
(f) Bank	36		
(g) Miscellaneous	37	1	
<b>TOTAL ROBBERY</b>	<b>30</b>	<b>5</b>	<b>\$3,305</b>
<b>4. Assault (Not Applicable)</b>			
<b>5. Burglary - Breaking or Entering</b>			
(a) Residence (Dwelling)			
(1) Night (6 P.M. - 6 A.M.)	51	16	\$52,101
(2) Day (6 A.M. - 6 P.M.)	52	13	\$22,291
(3) Unknown	53	6	\$17,809
(b) Non-Residence (Store, Office, etc.)			
(1) Night (6 P.M. - 6 A.M.)	54	8	\$8,577
(2) Day (6 A.M. - 6 P.M.)	55	3	\$1,300
(3) Unknown	56	3	\$23,180
<b>TOTAL BURGLARY</b>	<b>50</b>	<b>49</b>	<b>\$125,258</b>
<b>6. Larceny - Theft (Except Motor Vehicle Theft)</b>			
(a) Over \$400	64	73	\$142,793
(b) \$200 to \$400	61	32	\$9,531
(c) \$50 to \$199	62	38	\$4,146
(d) Under \$50	63	39	\$639
<b>TOTAL LARCENY (Same as Item 6X)</b>	<b>60</b>	<b>182</b>	<b>\$157,109</b>
<b>7. Motor Vehicle Theft (Include Alleged Joy Ride)</b>	<b>70</b>	<b>14</b>	<b>\$61,055</b>
<b>GRAND TOTAL - All Items</b>	<b>77</b>		<b>\$346,727</b>
Additional Analysis of Larceny and Motor Vehicle Theft			
<b>6X. Nature of Larcenies Under Item 6</b>			
(a) Pocket-Picking	81	1	\$300
(b) Purse-Snatching	82		
(c) Shoplifting	83	31	\$3,518
(d) From Motor Vehicles (Except e)	84	64	\$65,132
(e) Motor Vehicle Parts and Accessories	85	6	\$1,850
(f) Bicycles	86	32	\$46,685
(g) From Buildings (Except c and h)	87	12	\$8,784
(h) From Any Coin-Operated Machine (Parking Meters, etc.)	88	2	\$46
(i) All Other	89	34	\$30,794
<b>TOTAL LARCENIES (Same as Item 6)</b>	<b>80</b>	<b>182</b>	<b>\$157,109</b>
<b>7X. Motor Vehicles Recovered</b>			
(a) Stolen Locally and Recovered Locally	91	12	
(b) Stolen Locally and Recovered by Other Jurisdictions	92	1	
(c) Total Locally Stolen Motor Vehicles Recovered	90	13	
(d) Stolen Out of Town, Recovered Locally	93	6	

**MONTHLY REPORT OF OFFENSES KNOWN TO THE  
POLICE:**

**PROPERTY BY TYPE AND VALUE**


Type of Property		Value of Property Stolen and Recovered In Your Jurisdiction	
		Stolen	Recovered
(A) Currency, Notes, etc.	01	\$27,668	\$302
(B) Jewelry and Precious Metals	02	\$12,655	
(C) Clothing and Furs	03	\$13,630	\$796
(D) Locally Stolen Motor Vehicles	04	\$62,900	\$77,900
(E) Office Equipment	05	\$28,520	\$378
(F) Televisions, Radios, Stereos, etc.	06	\$12,702	
(G) Firearms	07	\$4,500	
(H) Household Goods	08		
(I) Consumable Goods	09	\$2,068	\$1,025
(J) Livestock	10		
(K) Miscellaneous	11	\$182,084	\$4,666
<b>TOTAL</b>	<b>00</b>	<b>\$346,727</b>	<b>\$85,067</b>

NOTE: Total of column (2) should agree with grand total (DATA ENTRY 77) shown on page 2. In column (3) include all property recovered even though stolen in prior months. The above is an accounting for only that property stolen in your jurisdiction. This will include property recovered for you by other jurisdictions but not property you recover for them.

SANTA CRUZ PD  
155 CENTER ST  
SANTA CRUZ, CA 95060  
Agency and State

CA0440200  
Agency ID  
56,000  
Population

Month and Year of Report: 02/15

Signature  Date 3/11/15

Jacquie Drechsler  
Report Prepared by Title

Kevin Vogel  
Chief

**MONTHLY REPORT OF OFFENSES KNOWN TO THE POLICE:  
VIOLENT CRIMES COMMITTED AGAINST SENIOR CITIZENS**

**In accordance with Senate concurrent resolution no. 64**

---


<u>TYPE OF VIOLENT CRIME</u>	<u>VICTIMS AGE 60 OR OVER</u>
1) HOMICIDE	
2) FORCIBLE RAPE	
3) ROBBERY	
4) AGGRAVATED ASSAULT	<b>3</b>
<hr/>	
5) TOTAL	<b>3</b>

SANTA CRUZ PD  
155 CENTER ST  
SANTA CRUZ, CA 95060  
Agency and State

CA0440200  
Agency ID

56,000  
Population

Month and Year of Report: **02/15**

Signature  3/11/15 Date  
Report Prepared by **Jacquie Drechsler** Records Supervisor Title  
**Kevin Vogel**  
Chief


**MONTHLY REPORT OF OFFENSES KNOWN TO THE POLICE:  
 DOMESTIC VIOLENCE-RELATED CALLS FOR ASSISTANCE  
 California Penal Code (PC) Section 13730 (a)**

---

TYPE OF DATA	NUMBER
TOTAL DOMESTIC VIOLENCE CALLS RECEIVED	20
TOTAL CASES INVOLVING WEAPONS	3
<b>SUBTOTALS</b>	
FIREARM	
KNIFE OR CUTTING INSTRUMENT	
OTHER DANGEROUS WEAPON	2
PERSONAL WEAPON (HANDS, FIST, FEET, ETC.)	1

SANTA CRUZ PD  
 155 CENTER ST  
 SANTA CRUZ, CA 95060  
 Agency and State  
 CA0440200  
 Agency ID  
 56,000  
 Population

Month and Year of Report: **02/15**

 3/11/15  
 Signature \_\_\_\_\_ Date  
**Jacqui Drechsler** *Report Supervisor*  
 Report Prepared by \_\_\_\_\_ Title  
**Kevin Vogel**  
 Chief

MONTHLY REPORT OF OFFENSES KNOWN TO THE  
POLICE:

---


There were no "Hate Crimes" reported to this department for this month.

SANTA CRUZ PD  
155 CENTER ST  
SANTA CRUZ, CA 95060  
Agency and State

CA0440200  
Agency ID

56,000  
Population

Month and Year of Report:

  
Signature \_\_\_\_\_ Date 3/11/15  
**Jacqui Drechsler** Records Supervisor  
Report Prepared by \_\_\_\_\_ Title  
**Kevin Vogel**  
Chief



# LAW ENFORCEMENT OFFICERS KILLED OR ASSAULTED

It is requested this report be completed and transmitted with monthly crime reports to: Director, Federal Bureau of Investigation, Uniform Crime Reports, Washington, D.C. 20535. This form should be used to report the number of your officers who were assaulted or killed in the line of duty during the month. Additional information concerning officers killed will be requested by a separate

<b>OFFICERS KILLED</b>		By felonious act _____
Number of your law enforcement officers killed in the line of duty this month		By accident or negligence _____

## OFFICERS ASSAULTED (Do not include officers killed.)

Type of Activity	Type of Weapon					Type of Assignment						Police Assaults Cleared		
	Total Assaults by Weapon	Firearm	Knife	Other Dangerous Weapons	Hands, Fists, Feet,	Two Officer Vehicle	One Officer Vehicle	Detective or Special Assign.	Other	Alone	Assisted		Alone	Assisted
	A	B	C	D	E	F	G	H	I	J	K		L	M
1. Responding to "Disturbance"														
2. Burglaries in Progress														
3. Robberies in Progress														
4. Attempting Other Arrests														
5. Civil Disorder														
6. Handling Prisoners	1				1		1							1
7. Suspicious Person/Circum.														
8. Ambush - No Warning														
9. Mentally Deranged														
10. Traffic Pursuits														
11. All Other														
12. TOTAL (1-11)	1				1		1							1
13. Number With Personal Injury														
14. Number Without Personal Injury					1									
15. Time of Assaults	A.M.			1										
	P.M.													
		12:01	2:00	4:00	6:00	8:00	10:00	12:00						

SANTA CRUZ PD  
 155 CENTER ST  
 SANTA CRUZ, CA 95060  
 Agency and State  
 CA0440200  
 Agency ID  
 56,000  
 Population

Month and Year of Report: 02/15

Signature: Jacqui Drechsler Date: 3/11/15  
 Report Prepared by: Kevin Vogel Title: Revd's Supervisor  
 Chief

MONTHLY REPORT OF  
**ANTI-REPRODUCTIVE RIGHTS CRIMES (ARRC)**  
SUMMARY WORKSHEET

AGENCY <b>SANTA CRUZ PD</b>	
NCIC NUMBER <b>CA0440200</b>	REPORTING MONTH/YEAR <b>02/2015</b>
<input type="checkbox"/> THERE WERE ___ ARRCs REPORTED TO THIS DEPARTMENT FOR THIS MONTH (Attach Data Collection Worksheets)  <input checked="" type="checkbox"/> THERE WERE NO ARRCs REPORTED TO THIS DEPARTMENT FOR THIS MONTH	
PREPARER'S NAME <b>Jacqui Drechsler</b>	TELEPHONE NUMBER <b>(831) 420-5874</b>
SUBMIT THIS SUMMARY SHEET WITH THE ARRC DATA COLLECTION WORKSHEET(S), IF ANY, TO  State of California Department of Justice <b>CRIMINAL JUSTICE STATISTICS CENTER</b> P.O. Box 903427 Sacramento, CA 94203-4270  <b>ATTN: Anti-Reproductive Rights Crimes</b>	

**Purpose:**

It is the intent of the Department of Justice to:

- \* Collect data on all crimes relating to violations of the Reproductive Rights Law Enforcement Act.
- \* Collect data on the threatened commission of anti-reproductive rights crimes and persons suspected of committing these crimes or making these threats.
- \*Distinguish between crimes of violence and non-violence.

**INSTRUCTIONS FOR COMPLETION:**

**SUBMIT ANTI-REPRODUCTIVE RIGHTS CRIMES (ARRC) AS DEFINED IN PENAL CODE SECTION 13776 (A). SEE REVERSE OF THIS FORM FOR PENAL CODE STATUTES TO BE USED WHEN COMPLETING THIS FORM.**

**NOTE:** It is the purpose of this legislation to collect data on any crime committed partly or wholly because the victim is a reproductive health services client, provider, or assistant, or a crime that is partly or wholly intended to intimidate the victim, or any other person or entity, or any class of persons or entities from becoming or remaining a reproductive health services client, provider or assistant.

**Requirement:**

This form should be submitted monthly whether or not an ARRC occurred.

**Frequency:**

Submit monthly, by the 10th working day for the preceding month (for example, July data should be submitted by the 10th working day in August).

**Reporting # of ARRCs:**

If there are ARRCs to be reported by your agency, check the first box and enter the total number of ARRCs for the reporting month. Attach Data Collection Worksheets for each ARRC report.

If there were no ARRCs to report, check the second box and submit the Summary Worksheet only.