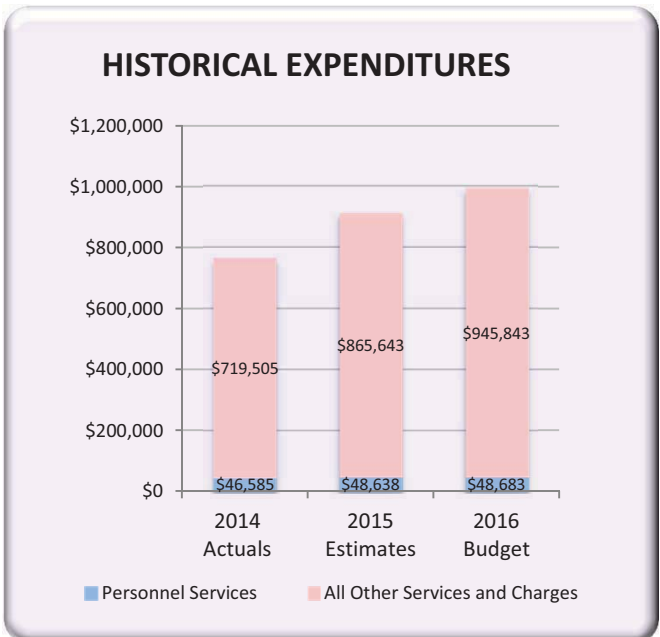
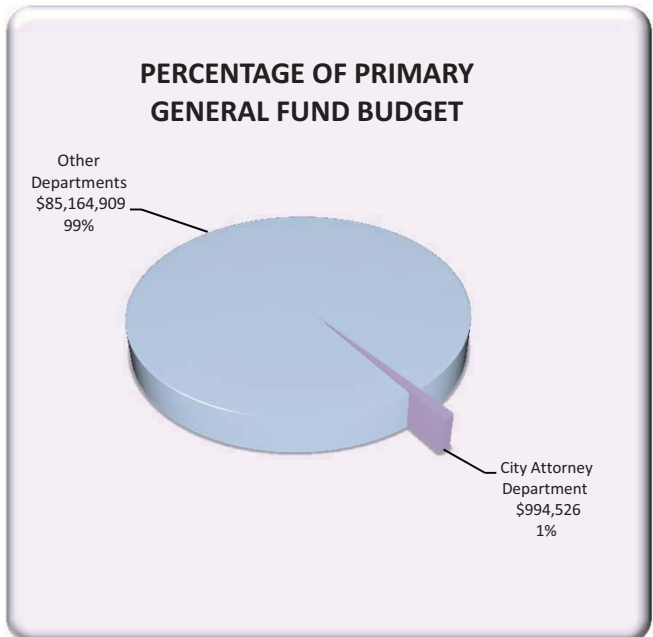
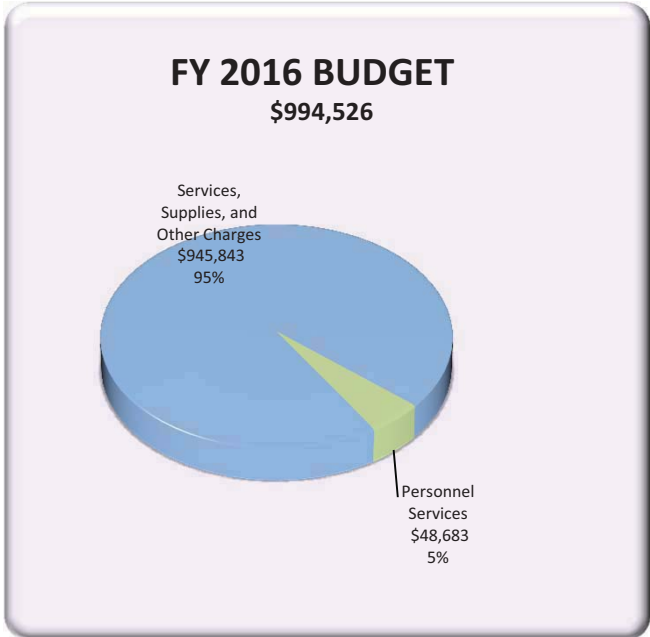


# City Attorney

# City Attorney Department Spotlight



DEPARTMENT SUMMARY

|                                       | Fiscal Year*<br>2014<br>Actuals | Fiscal Year 2015        |                         |                         | Fiscal Year<br>2016<br>Adopted |
|---------------------------------------|---------------------------------|-------------------------|-------------------------|-------------------------|--------------------------------|
|                                       |                                 | Adopted<br>Budget       | Amended*<br>Budget      | Estimated<br>Actual     |                                |
| <b>EXPENDITURES BY CHARACTER:</b>     |                                 |                         |                         |                         |                                |
| Personnel Services                    | 46,585                          | 44,304                  | 44,304                  | 48,638                  | 48,683                         |
| Services, Supplies, and Other Charges | 719,505                         | 935,843                 | 935,843                 | 865,643                 | 945,843                        |
| Total Expenditures                    | <u>766,090</u>                  | <u>980,147</u>          | <u>980,147</u>          | <u>914,281</u>          | <u>994,526</u>                 |
| <b>EXPENDITURES BY ACTIVITY:</b>      |                                 |                         |                         |                         |                                |
| City Attorney                         | 1220 766,090                    | 980,147                 | 980,147                 | 914,281                 | 994,526                        |
| Subtotal General Fund                 | <u>766,090</u>                  | <u>980,147</u>          | <u>980,147</u>          | <u>914,281</u>          | <u>994,526</u>                 |
| Total Expenditures                    | <u>766,090</u>                  | <u>980,147</u>          | <u>980,147</u>          | <u>914,281</u>          | <u>994,526</u>                 |
| <b>RESOURCES BY FUND</b>              |                                 |                         |                         |                         |                                |
| General Fund                          | 101 105,012                     | 101,512                 | 101,512                 | 101,512                 | 101,512                        |
| Total Resources                       | <u>105,012</u>                  | <u>101,512</u>          | <u>101,512</u>          | <u>101,512</u>          | <u>101,512</u>                 |
| <b>Net General Fund Cost</b>          | <u><b>(661,078)</b></u>         | <u><b>(878,635)</b></u> | <u><b>(878,635)</b></u> | <u><b>(812,769)</b></u> | <u><b>(893,014)</b></u>        |

\*Sums may have discrepancies due to rounding

Activity Number: 1220  
 Fund(s): General Fund (101)  
 Department: City Attorney

**ACTIVITY SUMMARY**

**Activity Description:**

The City Attorney serves as legal advisor to the City Council, City Manager, and other City officials; prepares ordinances, resolutions, agreements, and other legal documents; and represents the City in court or coordinates with special legal counsel retained by the City when necessary.

|                                       | Fiscal Year<br>2014<br>Actuals | Fiscal Year 2015  |                   |                     | Fiscal Year<br>2016<br>Adopted |
|---------------------------------------|--------------------------------|-------------------|-------------------|---------------------|--------------------------------|
|                                       |                                | Adopted<br>Budget | Amended<br>Budget | Estimated<br>Actual |                                |
| <b>EXPENDITURES BY ACTIVITY:</b>      |                                |                   |                   |                     |                                |
| Personnel Services                    | 46,585                         | 44,304            | 44,304            | 48,638              | 48,683                         |
| Services, Supplies, and Other Charges | 719,505                        | 935,843           | 935,843           | 865,643             | 945,843                        |
| Total Expenditures                    | <u>766,090</u>                 | <u>980,147</u>    | <u>980,147</u>    | <u>914,281</u>      | <u>994,526</u>                 |
| <b>ACTIVITY RESOURCES:</b>            |                                |                   |                   |                     |                                |
| Charges for Services                  | 105,012                        | 101,512           | 101,512           | 101,512             | 101,512                        |
| Total Resources                       | <u>105,012</u>                 | <u>101,512</u>    | <u>101,512</u>    | <u>101,512</u>      | <u>101,512</u>                 |

\*Sums may have discrepancies due to rounding