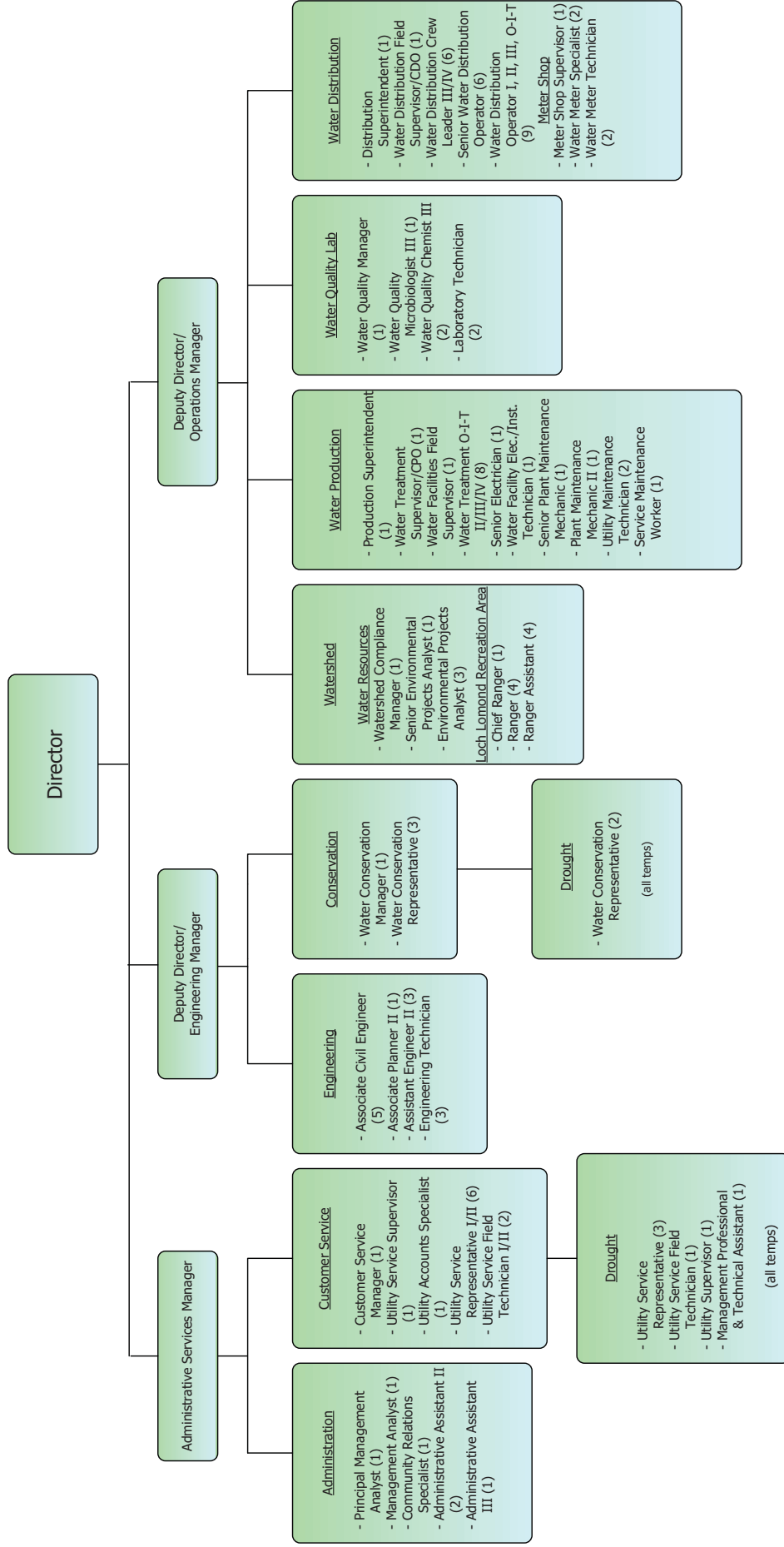


# Water



# Water Department



---

 DEPARTMENT SUMMARY
**DEPARTMENT DESCRIPTION**

The mission of the Water Department is to ensure public health and safety by providing a clean, safe, and reliable supply of water. We strive to serve the community in a courteous, efficient, cost effective, and environmentally sustainable manner.

We are passionate about our work, and try to instill our values of integrity, innovation, objectivity, professionalism, teamwork, and transparency in everything we do. We collect water, move it, store it, treat it, distribute it, track how much is used, and bill our customers for their use. We're at the end of the phone when they call with questions and we're smiling faces when they visit the department. We educate our customers about how to use less water and provide them the tools to do so. Our work includes the maintenance and operation of Loch Lomond Recreation area, as well as the protection of the Majors, Liddell, Newell Creek, Zayante, and Laguna watersheds. We take pride in meeting the diverse needs of the broad region we serve.

**FY 2015 ACCOMPLISHMENTS**

- The record drought that began in the winter of 2013-2104 and continued through the winter of 2014-15 was the big story for FY 15. Beginning in the spring of 2014 and continuing largely unabated through the present time, many Water Department staff have had drought response and drought management as their key focus. Response to the drought has ranged from the tremendous efforts of Customer Service and Water Conservation staff to support customers through implementation of water rationing for the first time in 25 years, to the daily efforts of Water Production staff to maximize water production from existing sources, while still meeting demanding and often changeable bypass flow requirements. A sampling of additional drought management related accomplishments for FY 15 includes:
  - Planned, developed, and implemented a Water School program for those receiving excess use charges on their water bills due to exceeding their water allocation. Customers attending Water School were eligible for a one-time elimination of excess use charges. 674 customers attended the Water School classes resulting in the elimination of more than \$421K in excess use charges. The Santa Cruz Water School program received national and international media attention for its innovation and effectiveness. Media outlets covering the program included National Public Radio, the New York Times, the Guardian, Al Jazeera, and BBC World News.
  - Processed some 2,100 customer requests for exceptions and additional water allocations due to household size, special circumstances, and home businesses, such as day care, where additional water was needed to maintain health and safety standards.
  - Worked with 148 large landscape customers including golf courses and parks to establish and implement water budget allocations under water rationing. In addition to the water school classes focused on residential use, 702 people attended other water school classes focused on large landscape use. An additional \$462K in penalties was removed as a result of the large landscape water school attendance.

---

**CITY COUNCIL DRAFT STRATEGIC PLAN THREE-YEAR GOALS:**

- |   |   |
|---|---|
| 1. Environmental Sustainability and Well-Managed Resource | 4. Financial Stability  |
| 2. Community Safety and Well-Being                        | 5. Organizational Health                                      |
| 3. Economic Vitality                                      | 6. Reliable and Forward-Looking Infrastructure and Facilities |
|   | 7. Engaged and Informed Community                             |



---

 DEPARTMENT SUMMARY
**FY 2015 ACCOMPLISHMENTS (continued)**

- Worked with 103 large businesses that were required to develop water conservation plans and complete water audits under stage 3 of the Water Shortage Contingency Plan, achieved nearly full compliance with this requirement. Staff also worked with UCSC to reduce water use by 24 million gallons (or 24%) during 2014.
- Planned, developed, and implemented a customer appeal process that used independent hearing officers and processed six cases. The number of cases going to appeal was greatly reduced by the availability of the Water School program.
- Replaced San Lorenzo River Pump #1 with a new variable speed pump which enabled pumping at a broader and lower flow rate. Water pumping from the Felton Diversion to Loch Lomond occurred for more than 50 days during the winter of 2014-2015, helping Loch Lomond recover to nearly 80% of capacity prior to the beginning of the 2015 demand season.
- Lowered the Loch Lomond aerators approximately 50 feet due to the lower water levels in the lake.
- Worked with state and federal fishery management agencies and the State Water Resources Control Board to develop agreements to provide lower flow releases, including approval for an initial and renewed Temporary Urgency Change Petition to reduce flow releases from Newell Creek dam from 1 cfs to 0.1cfs. This change resulted in retaining some 200 million gallons of water in Loch Lomond reservoir, providing an extra cushion during the ongoing drought.
- Updated the Water Shortage Contingency Plan and Municipal Code Section 16.01 to incorporate key changes generated from appeals decisions and key lessons learned from the implementation of Stage 3 water restrictions.
- Documented procedures and systems developed for implementation of Stage 3 water restrictions to inform any future implementation of water rationing.
- While spending considerable organizational focus on drought response, during FY 15 the Santa Cruz Water Department also:
  - Played an active role in leading and supporting the City's Water Supply Advisory Committee process initiated to explore and address the City's future water supply needs, and options for addressing those needs.
  - Completed Bay Street Reservoir Tank 2 and put the second tank into service in the spring of 2015, completing a multi-year project that provides 12 million gallons of critical finished water storage on the west side of the water system.
  - Completed the rehabilitation of a 1 million gallon water storage tank at the DeLaveaga Tank site.
  - Completed the Beltz Well #12 Groundwater Treatment Plant, which will allow groundwater pumping to be shifted further inland so as to maintain protective groundwater levels along the coast.
  - Replaced approximately one mile of distribution water mains.
  - Used a risk-based approach for prioritizing projects to create and implement a CIP for FY 16.

---

 CITY COUNCIL *DRAFT* STRATEGIC PLAN THREE-YEAR GOALS:

- |   |   |
|---|---|
| 1. Environmental Sustainability and Well-Managed Resource | 4. Financial Stability  |
| 2. Community Safety and Well-Being                        | 5. Organizational Health                                      |
| 3. Economic Vitality                                      | 6. Reliable and Forward-Looking Infrastructure and Facilities |
|   | 7. Engaged and Informed Community                             |

---

 DEPARTMENT SUMMARY
**FY 2015 ACCOMPLISHMENTS (continued)**

- Completed 300,625 meter readings, produced and delivered 266,168 utility bills, processed more than \$23 million in customer payments, responded to 50,431 customer calls, served 29,983 customers in person, and completed 12,376 service work orders.
- Developed and implemented proposals for revised financial policies and water rates, including completing the necessary Proposition 218 process and beginning implementation of a Council-directed work plan related to revising system development charges and initiating a cost of service analysis and a process to review and develop a revised structure for water rates.
- Used available staff time resulting from the closure of the Loch Lomond recreation area during the summer and fall of 2014 to improve 3 miles of shaded fuel breaks; refurbish 2 bathrooms, 28 gates, and the Ranger residence; remove several acres of invasive exotic plants; and implement a new public tour program.
- In response to Habitat Conservation Plan impacts, rehabilitated the Coast Pump Station with in-house staff. Disassembled two old constant speed pumps and replaced them with three variable speed pumps allowing pumping to occur over a wide range of flow rates and lower flow rates.
- Installation of Reclaim water aerator system at Graham Hill Water Treatment Plant (GHWTP) based on our 2012 Pilot study showing 90% removal of Trihalomethanes (THM's) in Reclaimed water which should result in a 10% reduction in THM's overall in GHWTP finished water effluent (joint study with Water Quality Laboratory and Water Production).
- Ongoing Lake Nutrient study (nitrate and phosphate) to predict favorable conditions for Blue-Green Algae blooms in Loch Lomond. Weekly Loch Lomond monitoring increased from one day a week to two days per week, with the addition of cove and tributary monitoring sites.
- Startup of Specific Ultraviolet Absorbance monitoring of the San Lorenzo River in order to better characterize Natural Organic Mater (NOM) loading at the Graham Hill Water Treatment Plant as a tool to improve San Lorenzo River "turn out and turn in" procedures during rain events, to maximize production and minimize the use of extra treatment chemicals and preserve water quality.
- Working with production staff to identify alternative carbon products that are more effective at removing Total Organic Carbon prior to chlorination as a measure to control finished water Disinfection Byproducts.
- Evaluation of online Trihalomethane analyzer on the finished water at Graham Hill Water Treatment Plant.
- Performed cleaning of Beltz Well #10 and replaced the well pump on Beltz Well #9.
- Implemented new Arc Flash Safety mitigations which reduced employees to arc flash hazards.
- Painted the Coast Pump Station and Beltz Wells Groundwater Treatment Plant.

---

 CITY COUNCIL *DRAFT* STRATEGIC PLAN THREE-YEAR GOALS:

- |   |   |
|---|---|
| 1. Environmental Sustainability and Well-Managed Resource | 4. Financial Stability  |
| 2. Community Safety and Well-Being                        | 5. Organizational Health                                      |
| 3. Economic Vitality                                      | 6. Reliable and Forward-Looking Infrastructure and Facilities |
|   | 7. Engaged and Informed Community                             |

---

 DEPARTMENT SUMMARY
**FY 2016 GOALS**

The short list of goals for FY 2016 presented below does not do justice to the work of our dedicated staff of 100 working in 9 different sections. Along with delivering safe, high-quality water to our thousands of customers every day, key goals for FY 2016 include:

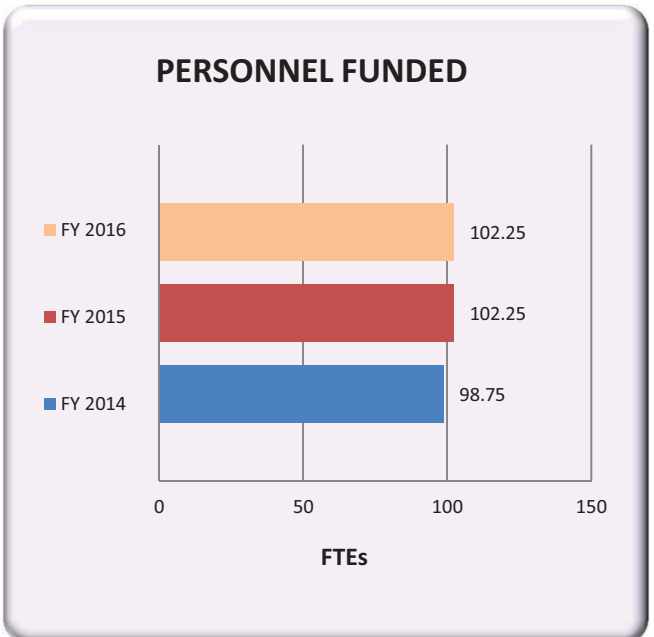
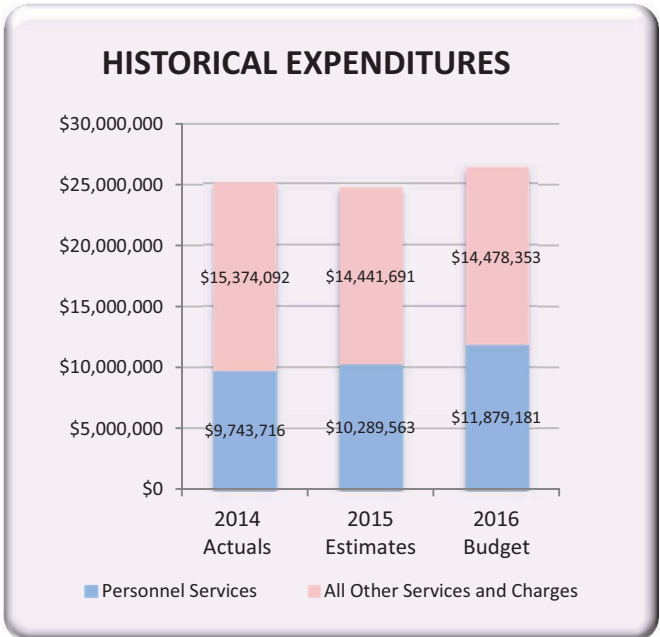
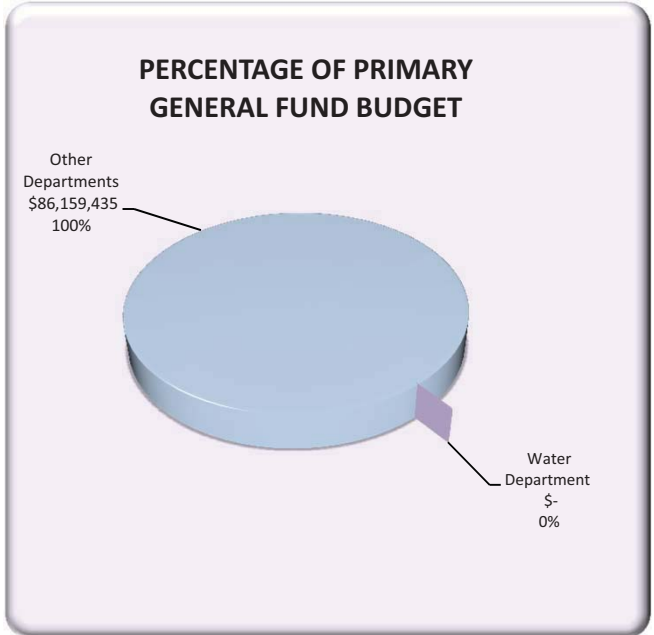
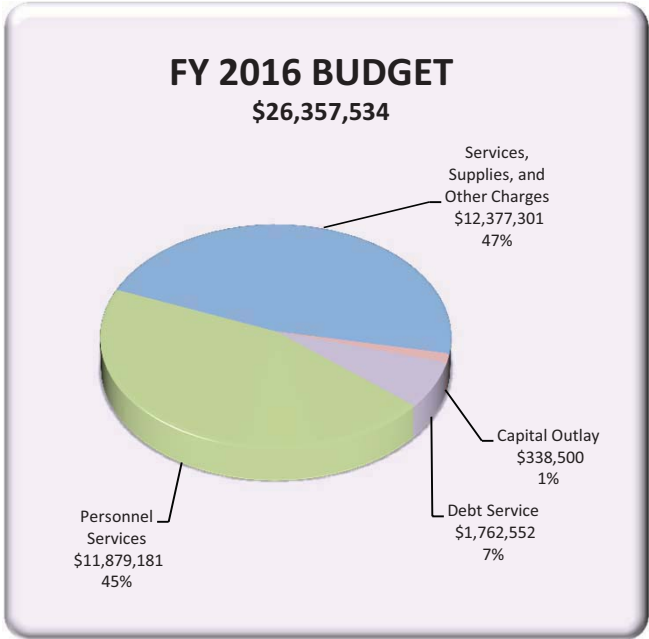
- Continue implementing water demand reductions needed to respond to the ongoing drought and plan for restrictions in the event of continued drought in water year 2016.
- Continue to support and participate in the work of the City's Water Supply Advisory Committee, scheduled to conclude in October 2015; facilitate Council review and action on the WSAC recommendations.
- Initiate an organizational development and strategic planning process to engage employees in planning for the future of the Water Department.
- Finalize and implement a revised water rate structure.
- Work collaboratively with other regional stakeholders on the creation of one or more Groundwater Sustainability Agencies, as required by the new Groundwater Sustainability Act.
- Work collaboratively with other local and regional stakeholders on issues related to improving the health and functioning of the San Lorenzo River watershed, especially related to the aquatic and riparian ecosystem attributes so critically important to the recovery of endangered Coho salmon and threatened Steelhead trout.
- Evaluate and make a strategic and analytically-based decision about the type of advanced metering technology to pursue, including identifying and integrating any related billing system and customer information portal issues that would need to be addressed in the analysis to maximize both utility and customer benefits of new metering technology and infrastructure investments.

---

**CITY COUNCIL DRAFT STRATEGIC PLAN THREE-YEAR GOALS:**

- |   |   |
|---|---|
| 1. Environmental Sustainability and Well-Managed Resource | 4. Financial Stability  |
| 2. Community Safety and Well-Being                        | 5. Organizational Health                                      |
| 3. Economic Vitality                                      | 6. Reliable and Forward-Looking Infrastructure and Facilities |
|   | 7. Engaged and Informed Community                             |

# Water Department Spotlight



## DEPARTMENT SUMMARY

	Fiscal Year* 2014 Actuals	Fiscal Year 2015			Fiscal Year 2016 Adopted
		Adopted Budget	Amended* Budget	Estimated Actual	
<b>EXPENDITURES BY CHARACTER:</b>					
Personnel Services	9,743,716	11,157,013	11,229,313	10,289,563	11,879,181
Services, Supplies, and Other Charges	13,371,481	13,227,610	14,616,629	13,264,338	12,377,301
Capital Outlay	1,151,124	540,860	608,134	486,274	338,500
Debt Service	851,488	850,546	850,546	691,079	1,762,552
Total Expenditures	<u>25,117,808</u>	<u>25,776,029</u>	<u>27,304,622</u>	<u>24,731,254</u>	<u>26,357,534</u>
<b>EXPENDITURES BY ACTIVITY:</b>					
Water Administration	7101 3,835,697	4,234,919	4,458,369	4,621,687	4,720,650
Water Engineering	7102 4,147,378	2,354,372	2,692,302	2,145,001	2,376,051
Water Customer Services	7103 1,156,201	1,341,660	1,341,660	1,191,487	1,330,926
Water Conservation	7104 697,041	932,355	1,237,310	979,537	941,326
Water Resources	7105 1,158,906	1,454,705	1,816,012	1,536,633	1,369,219
Water Production	7106 5,505,854	6,053,873	6,210,952	6,203,114	6,278,405
Water Quality	7107 879,300	920,627	921,025	888,222	996,194
Water Distribution	7108 4,886,432	4,790,342	4,945,242	3,946,441	4,418,767
Water Recreation	7109 750,497	1,161,467	1,105,567	991,780	964,580
Meter Shop	7118 739,258	1,347,808	1,248,808	1,175,654	985,611
Water Debt Service	7140 851,488	850,546	850,546	691,079	1,762,552
Drought Response 2014	7199 509,756	333,355	476,828	360,619	213,253
Subtotal Other Funds	<u>25,117,808</u>	<u>25,776,029</u>	<u>27,304,622</u>	<u>24,731,254</u>	<u>26,357,534</u>
Total Expenditures	<u>25,117,808</u>	<u>25,776,029</u>	<u>27,304,622</u>	<u>24,731,254</u>	<u>26,357,534</u>
<b>RESOURCES BY FUND</b>					
Water	711 24,603,616	42,729,935	45,129,935	26,060,089	57,221,775
Water System Development Fees Fund	715 687,753	600,000	600,000	1,060,000	850,000
Total Resources	<u>25,291,369</u>	<u>43,329,935</u>	<u>45,729,935</u>	<u>27,120,089</u>	<u>58,071,775</u>
	<b>FY 2014</b>			<b>FY 2015</b>	<b>FY 2016</b>
<b>TOTAL AUTHORIZED PERSONNEL:</b>	<u>98.75</u>			<u>102.25</u>	<u>102.25</u>



# Water Administration

Activity Number: 7101

## ACTIVITY SUMMARY

Fund(s): Water & Water System Development Fees (711 & 715)

Department: Water

**Activity Description:**

The Water Administration section coordinates and manages department business by focusing on the following operational areas: human resources, finances, public relations, safety, and regulatory compliance. Administration is responsible for maintaining a rate structure that reflects cost of service, funds the department's capital improvement program, and provides adequate reserves. This section also facilitates the communication and interaction with the Water Commission, City Council, City Manager's Office and regulatory agencies.

	Fiscal Year 2014 Actuals	Fiscal Year 2015			Fiscal Year 2016 Adopted
		Adopted Budget	Amended Budget	Estimated Actual	
<b>EXPENDITURES BY ACTIVITY:</b>					
Personnel Services	846,227	1,078,641	1,078,641	1,170,812	1,255,255
Services, Supplies, and Other Charges	2,989,469	3,156,278	3,379,728	3,450,875	3,465,395
Total Expenditures	3,835,697	4,234,919	4,458,369	4,621,687	4,720,650

\*Sums may have discrepancies due to rounding

Activity Number: 7102

Fund(s): Water (711)

Department: Water

## ACTIVITY SUMMARY

**Activity Description:**

The Water Engineering section provides engineering, planning, project design and construction management necessary for water facilities, as well as evaluation and installation of water saving technologies. The section keeps current with new technologies and water quality issues, remaining sensitive to mitigation of environmental impacts; reviews all requests for water services; maintains records of facilities, installations and maps; and oversees the Backflow Prevention Program.

	Fiscal Year 2014 Actuals	Fiscal Year 2015			Fiscal Year 2016 Adopted
		Adopted Budget	Amended Budget	Estimated Actual	
<b>EXPENDITURES BY ACTIVITY:</b>					
Personnel Services	1,452,916	1,625,959	1,625,959	1,335,702	1,750,138
Services, Supplies, and Other Charges	2,694,462	728,413	1,022,673	765,629	590,913
Capital Outlay	-	-	43,670	43,670	35,000
Total Expenditures	4,147,378	2,354,372	2,692,302	2,145,001	2,376,051
<b>ACTIVITY RESOURCES:</b>					
Grants	-	-	-	19,097	20,000
Total Resources	-	-	-	19,097	20,000

\*Sums may have discrepancies due to rounding

# Water Customer Services

Activity Number: 7103

## ACTIVITY SUMMARY

Fund(s): Water (711)

Department: Water

**Activity Description:**

The Customer Services section (Santa Cruz Municipal Utilities -SCMU) provides customer service for water, sewer, refuse, and recycling services to the residents and businesses of the City of Santa Cruz, and only water services to the unincorporated surrounding areas. This section manages utility accounts and billing, processes opening and closing of accounts; and provides service in response to requests from the customers.

	Fiscal Year 2014 Actuals	Fiscal Year 2015			Fiscal Year 2016 Adopted
		Adopted Budget	Amended Budget	Estimated Actual	
<b>EXPENDITURES BY ACTIVITY:</b>					
Personnel Services	817,655	927,842	927,842	824,490	941,897
Services, Supplies, and Other Charges	338,546	403,818	403,818	366,997	359,029
Capital Outlay	-	10,000	10,000	-	30,000
Total Expenditures	<u>1,156,201</u>	<u>1,341,660</u>	<u>1,341,660</u>	<u>1,191,487</u>	<u>1,330,926</u>
<b>ACTIVITY RESOURCES:</b>					
Charges for Services	643,959	641,935	641,935	641,935	691,062
Total Resources	<u>643,959</u>	<u>641,935</u>	<u>641,935</u>	<u>641,935</u>	<u>691,062</u>

\*Sums may have discrepancies due to rounding

# Water Conservation

Activity Number: 7104

## ACTIVITY SUMMARY

Fund(s): Water & Water System Development Fees (711 & 715)

Department: Water

**Activity Description:**

The Water Conservation section is responsible for promoting efficient water use and for implementing management practices that reduce customer demand for water, including public information and education activities, water budgets for large landscape customers, plumbing fixture replacement and appliance rebate programs, technical assistance, administration of landscape, and water waste regulations.

	Fiscal Year 2014 Actuals	Fiscal Year 2015			Fiscal Year 2016 Adopted
		Adopted Budget	Amended Budget	Estimated Actual	
<b>EXPENDITURES BY ACTIVITY:</b>					
Personnel Services	257,372	369,767	369,767	227,228	390,285
Services, Supplies, and Other Charges	439,670	562,588	867,543	752,309	551,041
Total Expenditures	697,041	932,355	1,237,310	979,537	941,326
<b>ACTIVITY RESOURCES:</b>					
Rents, & Misc Revenues	415	-	-	-	-
Total Resources	415	-	-	-	-

\*Sums may have discrepancies due to rounding

Activity Number: 7105

Fund(s): Water (711)

Department: Water

## ACTIVITY SUMMARY

**Activity Description:**

The Water Resources Management section is responsible for the drinking water source protection, environmental regulatory compliance, and general natural resource management. The section coordinates environmental projects related to water rights, water supply, habitat conservation, and environmental resource protection.

	Fiscal Year 2014 Actuals	Fiscal Year 2015			Fiscal Year 2016 Adopted
		Adopted Budget	Amended Budget	Estimated Actual	
<b>EXPENDITURES BY ACTIVITY:</b>					
Personnel Services	463,441	508,438	508,438	518,409	556,260
Services, Supplies, and Other Charges	695,465	946,267	1,307,574	1,018,224	812,959
Total Expenditures	1,158,906	1,454,705	1,816,012	1,536,633	1,369,219

\*Sums may have discrepancies due to rounding



# Water Production

Activity Number: 7106

Fund(s): Water (711)

Department: Water

## ACTIVITY SUMMARY

### Activity Description:

The Water Production section is responsible for production, operation, and maintenance of water storage, diversion, collection, pumping, and treatment facilities from all sources throughout the system.

	Fiscal Year 2014 Actuals	Fiscal Year 2015			Fiscal Year 2016 Adopted
		Adopted Budget	Amended Budget	Estimated Actual	
<b>EXPENDITURES BY ACTIVITY:</b>					
Personnel Services	2,139,433	2,320,054	2,320,054	2,315,781	2,463,381
Services, Supplies, and Other Charges	3,192,523	3,554,319	3,711,398	3,708,333	3,668,524
Capital Outlay	173,898	179,500	179,500	179,000	146,500
Total Expenditures	<u>5,505,854</u>	<u>6,053,873</u>	<u>6,210,952</u>	<u>6,203,114</u>	<u>6,278,405</u>

Activity Number: 7107

Fund(s): Water (711)

Department: Water

## ACTIVITY SUMMARY

**Activity Description:**

The Water Quality Control section performs all water quality testing, and oversees matters pertaining to water quality control to maintain compliance with State and Federal standards and for planning for future treatment needs.

	Fiscal Year 2014 Actuals	Fiscal Year 2015			Fiscal Year 2016 Adopted
		Adopted Budget	Amended Budget	Estimated Actual	
<b>EXPENDITURES BY ACTIVITY:</b>					
Personnel Services	623,493	640,661	640,661	648,131	692,490
Services, Supplies, and Other Charges	234,355	261,966	262,364	235,091	263,704
Capital Outlay	21,452	18,000	18,000	5,000	40,000
Total Expenditures	879,300	920,627	921,025	888,222	996,194

\*Sums may have discrepancies due to rounding

# Water Distribution

Activity Number: 7108

Fund(s): Water (711)

Department: Water

## ACTIVITY SUMMARY

**Activity Description:**

The Water Distribution section is responsible for the maintenance and operation of all transmission mains, distribution mains, service lines, and hydrants in the service area.

	Fiscal Year 2014 Actuals	Fiscal Year 2015			Fiscal Year 2016 Adopted
		Adopted Budget	Amended Budget	Estimated Actual	
<b>EXPENDITURES BY ACTIVITY:</b>					
Personnel Services	2,178,960	2,385,021	2,385,021	2,067,406	2,497,826
Services, Supplies, and Other Charges	1,999,932	2,120,321	2,275,221	1,644,035	1,870,941
Capital Outlay	707,540	285,000	285,000	235,000	50,000
Total Expenditures	4,886,432	4,790,342	4,945,242	3,946,441	4,418,767

\*Sums may have discrepancies due to rounding

# Water Recreation

Activity Number: 7109

Fund(s): Water (711)

Department: Water

## ACTIVITY SUMMARY

**Activity Description:**

The Water Recreation Facility section operates and maintains Loch Lomond Recreation Area. The section is also responsible for patrolling watershed property and protecting source water quality.

	Fiscal Year 2014 Actuals	Fiscal Year 2015			Fiscal Year 2016 Adopted
		Adopted Budget	Amended Budget	Estimated Actual	
<b>EXPENDITURES BY ACTIVITY:</b>					
Personnel Services	525,334	682,288	682,288	586,109	696,288
Services, Supplies, and Other Charges	178,111	479,179	423,279	405,671	231,292
Capital Outlay	47,052	-	-	-	37,000
Total Expenditures	750,497	1,161,467	1,105,567	991,780	964,580
<b>ACTIVITY RESOURCES:</b>					
Licenses and Permits	(1,065)	600	600	-	600
Grants	-	-	-	4,931	-
Rents, & Misc Revenues	79,246	85,000	85,000	-	85,000
Total Resources	78,181	85,600	85,600	4,931	85,600

\*Sums may have discrepancies due to rounding

Activity Number: 7118

Fund(s): Water (711)

Department: Water

## ACTIVITY SUMMARY

### Activity Description:

The Meter Shop section is responsible for reading, inspecting, installing, maintaining, and replacing water meters in the service area that covers the City of Santa Cruz and the unincorporated surrounding areas.

	Fiscal Year 2014 Actuals	Fiscal Year 2015			Fiscal Year 2016 Adopted
		Adopted Budget	Amended Budget	Estimated Actual	
<b>EXPENDITURES BY ACTIVITY:</b>					
Personnel Services	316,563	440,127	440,127	404,699	476,361
Services, Supplies, and Other Charges	349,230	859,321	760,321	770,955	509,250
Capital Outlay	73,465	48,360	48,360	-	-
Total Expenditures	<u>739,258</u>	<u>1,347,808</u>	<u>1,248,808</u>	<u>1,175,654</u>	<u>985,611</u>



# Water Debt Service

Activity Number: 7140

## ACTIVITY SUMMARY

Fund(s): Water & Water System Development Fees (711 & 715)

Department: Water

**Activity Description:**

Funds principal and interest payments on issued debt.

	Fiscal Year 2014 Actuals	Fiscal Year 2015			Fiscal Year 2016 Adopted
		Adopted Budget	Amended Budget	Estimated Actual	
<b>EXPENDITURES BY ACTIVITY:</b>					
Debt Service	851,488	850,546	850,546	691,079	1,762,552
Total Expenditures	851,488	850,546	850,546	691,079	1,762,552

\*Sums may have discrepancies due to rounding

# Drought Response 2014

Activity Number: 7199

Fund(s): Water (711)

Department: Water

## ACTIVITY SUMMARY

**Activity Description:**

This activity accounts for expenses and revenues beyond the department's base operating budget related to Stage 3 (or higher) Water Shortage Emergency incurred in calendar year 2014. Tracking of such expenses and revenues will begin with the Stage 3 Water Shortage Emergency declared by City Council on February 25, 2014 and continuing until such emergency is reduced to Stage 2 or lower.

	Fiscal Year 2014 Actuals	Fiscal Year 2015			Fiscal Year 2016 Adopted
		Adopted Budget	Amended Budget	Estimated Actual	
<b>EXPENDITURES BY ACTIVITY:</b>					
Personnel Services	122,321	178,215	250,515	190,796	159,000
Services, Supplies, and Other Charges	259,718	155,140	202,709	146,219	54,253
Capital Outlay	127,717	-	23,604	23,604	-
Total Expenditures	509,756	333,355	476,828	360,619	213,253
<b>ACTIVITY RESOURCES:</b>					
Fines and Forfeitures	341,275	-	-	600,000	-
Total Resources	341,275	-	-	600,000	-

\*Sums may have discrepancies due to rounding

## Capital Projects

Fund	Project Number	Project Title	Fiscal Year 2015 Estimated	Fiscal Year 2016 Adopted Budget
<b>Water Fund</b>				
711	c701603	Advanced Metering Infrastructure (AMI)	-	50,000
711	c700313	Bay Street Reservoir Reconstruction	5,468,836	-
711	c701101	Beltz Treatment Plant Reclaim Tank Replacement	4,702	-
711	c701003	Beltz Well #4 Replacement with #12	1,755,427	-
711	c701508	Bunker Roof Project	200,000	150,000
711	c701602	Felton Diversion Replacement and Pump Station Rehabilitation	-	300,000
711	c701504	Gravity Trunk Main Valve Replacement	150,000	200,000
711	c701301	Loch Lomond Facilities Improvements	180,324	100,000
711	c701606	Newell Creek Dam Inlet/Outlet Pipeline	-	125,000
711	c709835	North Coast System Rehabilitation	1,267,876	4,235,000
711	c701607	Photovoltaic Systems Evaluation/Construction	-	40,000
711	c701505	Recoat University Reservoir No. 4	95,000	100,000
711	c701506	Recoat University Reservoir No. 5	110,000	75,000
711	c709872	San Lorenzo River Diversion and Tait Wells	253,434	300,000
711	c701507	Water Main Replacements - Distribution	300,000	325,000
711	c700002	Water Main Replacements -City Engineering	742,481	1,000,000
711	c700003	Water Main Replacements -Outside Agency	374,620	200,000
711	c701702	Water Resources Building	-	100,000
711	c700305	Water Supply Project	173,815	-
711	c701402	Water Supply Reliability	1,385,448	350,000
711	c709833	Water Transmission System Improvements	513,510	400,000
711	c700025	Water Treatment Upgrades	26,561	200,000
711	c701501	WTP Concrete Tank Assessment and Rehabilitation	258,320	250,000
711	c701303	WTP Filter Rehabilitation and Upgrades	4,788,994	-
711	c701502	WTP Flocculator Mixers	-	60,000
711	c701401	WTP Hypochlorite Generation	75,000	-
711	c701605	WTP Solids Handling	-	250,000
711	c701503	WTP UV System - Pasatiempo	40,000	-
<b>Total Water Fund</b>			<b>18,164,348</b>	<b>8,810,000</b>
<b>Water System Development Fund</b>				
715	c700027	Bay Street Reservoir Reconstruction	1,313,725	-
715	c700004	Water Main Replacements -Customer Initiated	50,000	50,000
715	c700016	Water Supply Project	583,920	-
715	c701403	Water Supply Reliability	593,763	150,000
715	c700017	Water Transmission System Improvements	100,000	100,000
<b>Total Water System Development Fund</b>			<b>2,641,408</b>	<b>300,000</b>
<b>Total Water Projects</b>			<b>20,805,756</b>	<b>9,110,000</b>

*this page intentionally left blank*