

**PART I CRIMES (ACTUAL OFFENSES)  
JANUARY 2016**

	JANUARY		Percent Change	Year to Date		Percent Change
	2015	2016		2015	2016	
Homicide	0	1	100%	0	1	100%
Rape	5	1	-80%	5	1	-80%
Robbery	20	7	-65%	20	7	-65%
Aggravated Assault	27	49	81%	27	49	81%
Burglary	46	58	26%	46	58	26%
Larceny	278	268	-4%	278	268	-4%
Auto Theft	37	31	-16%	37	31	-16%
Arson	2	0	-100%	2	0	-100%
Totals:	415	415	0%	415	415	0%

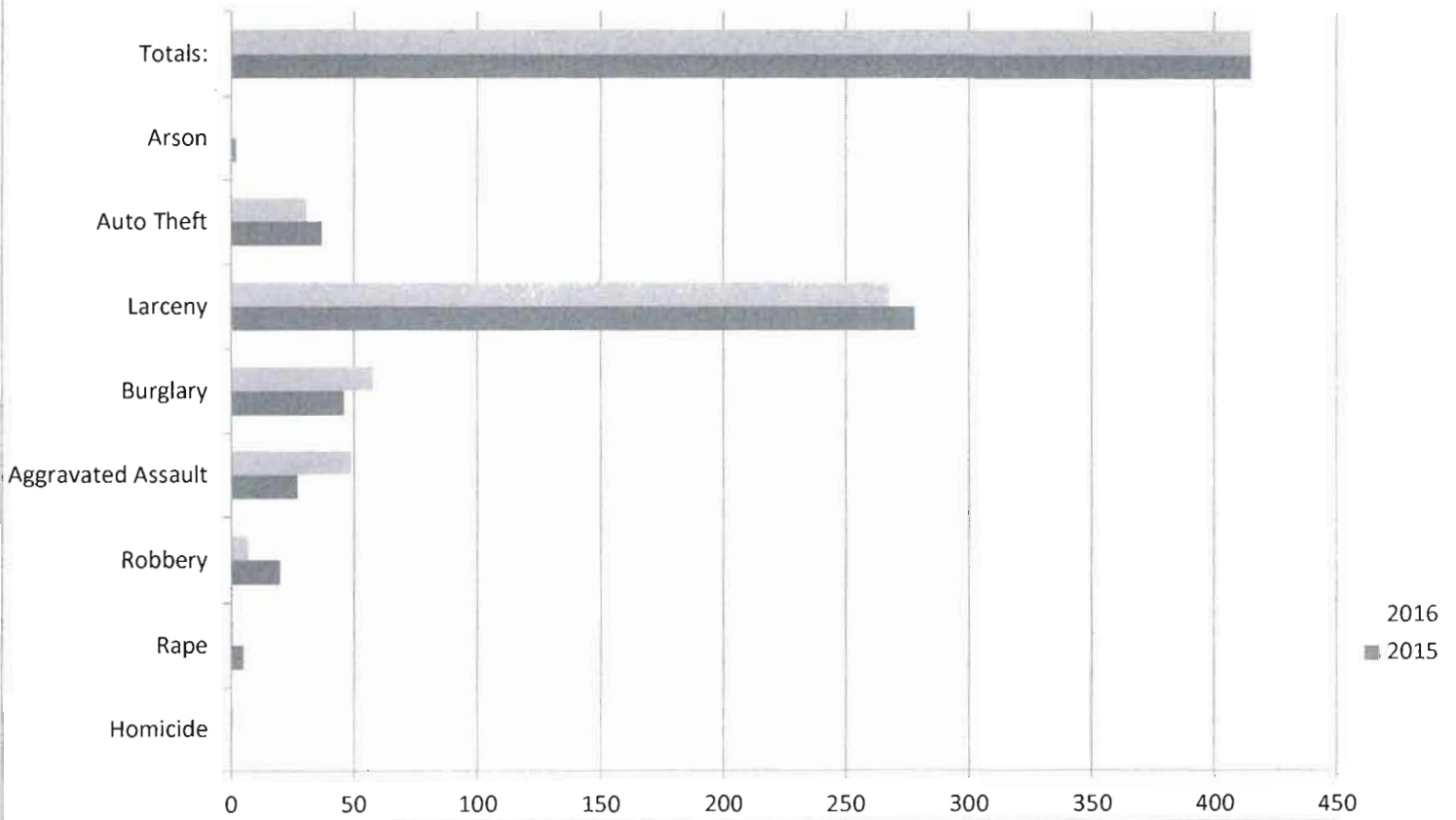
**PART I CRIMES - TWO YEAR COMPARISON**

	JAN 15	JAN 16	FEB 15	FEB 16	MAR 15	MAR 16	APR 15	APR 16	MAY 15	MAY 16	JUN 15	JUN 16
Homicide	0	1	0	0	0	0	1	0	0	0	0	0
Forcible Rape	5	1	0	0	3	0	3	0	8	0	6	0
Robbery	20	7	5	0	9	0	11	0	6	0	8	0
Aggravated Assault	27	49	21	0	13	0	24	0	39	0	25	0
Burglary	46	58	49	0	46	0	35	0	34	0	26	0
Larceny	278	268	182	0	244	0	207	0	171	0	306	0
Auto Theft	37	31	14	0	19	0	26	0	22	0	22	0
Arson	2	0	0	0	2	0	0	0	1	0	1	0
TOTALS:	415	415	271	0	336	0	307	0	281	0	394	0

	JUL 15	JUL 16	AUG 15	AUG 16	SEP 15	SEP 16	OCT 15	OCT 16	NOV 15	NOV 16	DEC 15	DEC 16
Homicide	1	0	0	0	0	0	0	0	0	0	0	0
Forcible Rape	6	0	1	0	2	0	6	0	2	0	2	0
Robbery	15	0	10	0	9	0	6	0	11	0	6	0
Assault	30	0	32	0	31	0	36	0	21	0	38	0
Burglary	25	0	27	0	28	0	30	0	46	0	39	0
Larceny	243	0	290	0	223	0	195	0	287	0	206	0
Auto Theft	26	0	33	0	30	0	14	0	32	0	25	0
Arson	6	0	2	0	2	0	1	0	0	0	6	0
TOTALS:	352	0	395	0	325	0	288	0	399	0	322	0

YEAR TO DATE TOTALS ARE NOT FINALIZED UNTIL THE END OF THE CALENDAR YEAR

## PART I CRIMES COMPARISON CHART JANUARY 2015 - JANUARY 2016



	Homicide	Rape	Robbery	Aggravated Assault	Burglary	Larceny	Auto Theft	Arson	Totals:
2016	1	1	7	49	58	268	31	0	415
2015	0	5	20	27	46	278	37	2	415

**MONTHLY REPORT OF OFFENSES KNOWN TO THE POLICE:**

1-720 (Rev. 02-22-13)

**RETURN A**

OMB No. 1110-0001

This report is authorized by law Title 28, Section 534, U.S. Code. Your cooperation in completing this form will assist the FBI, in compiling timely, comprehensive, and accurate data. Please submit this form monthly, by the seventh day after the close of the month, and any questions to the FBI, Criminal Justice Information Services Division, Attention: Uniform Crime Reports/Module E-3, 1000 Custer Hollow Road, Clarksburg, West Virginia, 26306; telephone 304-625-4830, facsimile 304-625-3566. Under the Paperwork Reduction Act, you are not required to complete this form unless it contains a valid OMB control number. The form takes approximately 10 minutes to complete. Instructions for preparing the form appear on the reverse side.

Expires 07-31-16

1 Classification of Offenses	2 Offenses Reported or Known to Police	3 Unfounded, i.e., False or Baseless Complaints	4 Number of Actual Offenses	5 Total Offenses Cleared by Arrest or Exceptional Means	6 Number of Clearances Involving Only Persons Under 18 Years of Age
<b>1. CRIMINAL HOMICIDE</b>					
a. Murder and Non-negligent Homicide	11	1	1		
b. Manslaughter by Negligence	12				
<b>2. RAPE TOTAL</b>	<b>20</b>	<b>1</b>	<b>1</b>		
a. Rape	21	1	1		
b. Attempt to Commit Rape	22				
Historical Rape (See instruction #15 below)					
<b>3. ROBBERY TOTAL</b>	<b>30</b>	<b>7</b>	<b>7</b>	<b>1</b>	
a. Firearm	31	1	1		
b. Knife or Cutting Instrument	32				
c. Other Dangerous Weapon	33	1	1		
d. Strong-Arm (Hands, Fists, Feet, etc.)	34	5	5	1	
<b>4. ASSAULT TOTAL</b>	<b>40</b>	<b>94</b>	<b>94</b>	<b>54</b>	
a. Firearm	41	4	4		
b. Knife or Cutting Instrument	42	4	4	2	
c. Other Dangerous Weapon	43	10	10	7	
d. Strong-Arm (Hands, Fists, Feet, etc.)	44	31	31	19	
e. Other Assaults - Simple	45	45	45	26	
<b>5. BURGLARY TOTAL</b>	<b>50</b>	<b>58</b>	<b>58</b>	<b>5</b>	
a. Forcible Entry	51	34	34	3	
b. Unlawful Entry - No Force	52	23	23	2	
c. Attempted Forcible Entry	53	1	1		
<b>6. LARCENY - THEFT TOTAL</b>	<b>60</b>	<b>268</b>	<b>268</b>	<b>39</b>	<b>2</b>
<b>7. MOTOR VEHICLE THEFT TOTAL</b>	<b>70</b>	<b>31</b>	<b>31</b>	<b>3</b>	
a. Autos	71	25	25	3	
b. Trucks and Buses	72	1	1		
c. Other Vehicles	73	5	5		
<b>GRAND TOTAL</b>	<b>77</b>	<b>460</b>	<b>460</b>	<b>102</b>	<b>2</b>

Checking any of the appropriate blocks below will eliminate your need to submit reports when the values are zero. This will also aid the national program in its quality control efforts.


- |   |   |
|---|---|
| <input type="checkbox"/> No Supplementary Homicide Report Submitted.      | <input type="checkbox"/> No Persons Under 18 Arrested.                  |
| <input type="checkbox"/> No Supplement to Return A Submitted.             | <input type="checkbox"/> No Persons 18 or Over Arrested.                |
| <input type="checkbox"/> No Law Enforcement Officers Killed or Assaulted. | <input checked="" type="checkbox"/> No Arson Offenses Occurred.         |
| <input type="checkbox"/> No Violent Crimes Against Seniors.               | <input type="checkbox"/> No Domestic Violence-Related Calls.            |
| <input type="checkbox"/> No Hate Crimes.                                  | <input checked="" type="checkbox"/> No Anti-Reproduction Rights Crimes. |

**SANTA CRUZ PD**  
**155 CENTER ST**  
**SANTA CRUZ, CA 95060**  
 Agency and State

**CA0440200**  
 Agency ID

**56,000**  
 Population

Month and Year of Report: **01/16**

  
 Signature 2/10/16  
Date  
**SCPD Admin**  
 Report Prepared by *Records Inperson*  
Title

**Kevin Vogel**  
 Chief

MONTHLY REPORT OF OFFENSES KNOWN TO THE POLICE:  
SUPPLEMENT TO RETURN A

PROPERTY STOLEN BY CLASSIFICATION

CLASSIFICATION		ACTUAL OFFENSES (Column 4, Return A)	VALUE OF PROPERTY STOLEN
<b>1. Murder/Nonnegligent Manslaughter</b>	12	1	
<b>2. Rape (Total)</b>	20	1	
<b>3. Robbery</b>			
(a) Highway (Streets, Alleys, etc.)	31		
(b) Commercial House (Except c, d, f)	32		
(c) Gas or Service Station	33		
(d) Convenience Store	34	1	\$100
(e) Residence (Anywhere on the Premises)	35	2	\$35,450
(f) Bank	36		
(g) Miscellaneous	37	4	\$1,050
<b>TOTAL ROBBERY</b>	30	7	\$36,600
<b>4. Assault (Not Applicable)</b>			
<b>5. Burglary - Breaking or Entering</b>			
(a) Residence (Dwelling)			
(1) Night (6 P.M. - 6 A.M.)	51	12	\$26,470
(2) Day (6 A.M. - 6 P.M.)	52	4	\$7,656
(3) Unknown	53	11	\$44,659
(b) Non-Residence (Store, Office, etc.)			
(1) Night (6 P.M. - 6 A.M.)	54	18	\$25,599
(2) Day (6 A.M. - 6 P.M.)	55	6	\$7,990
(3) Unknown	56	7	\$12,690
<b>TOTAL BURGLARY</b>	50	58	\$125,064
<b>6. Larceny - Theft (Except Motor Vehicle Theft)</b>			
(a) Over \$400	64	110	\$326,890
(b) \$200 to \$400	61	50	\$15,026
(c) \$50 to \$199	62	54	\$6,022
(d) Under \$50	63	54	\$-378
<b>TOTAL LARCENY (Same as Item 6X)</b>	60	268	\$347,560
<b>7. Motor Vehicle Theft (Include Alleged Joy Ride)</b>	70	31	\$186,070
<b>GRAND TOTAL - All Items</b>	77		\$695,294
Additional Analysis of Larceny and Motor Vehicle Theft			
<b>6X. Nature of Larcenies Under Item 6</b>			
(a) Pocket-Picking	81		
(b) Purse-Snatching	82	2	\$1,991
(c) Shoplifting	83	40	\$3,434
(d) From Motor Vehicles (Except e)	84	112	\$222,179
(e) Motor Vehicle Parts and Accessories	85	6	\$5,065
(f) Bicycles	86	19	\$28,983
(g) From Buildings (Except c and h)	87	17	\$15,427
(h) From Any Coin-Operated Machine (Parking Meters, etc.)	88	1	\$100
(i) All Other	89	71	\$70,381
<b>TOTAL LARCENIES (Same as Item 6)</b>	80	268	\$347,560
<b>7X. Motor Vehicles Recovered</b>			
(a) Stolen Locally and Recovered Locally	91	26	
(b) Stolen Locally and Recovered by Other Jurisdictions	92	2	
(c) Total Locally Stolen Motor Vehicles Recovered	90	28	
(d) Stolen Out of Town, Recovered Locally	93	8	

**MONTHLY REPORT OF OFFENSES KNOWN TO THE  
POLICE:**

**PROPERTY BY TYPE AND VALUE**

Type of Property		Value of Property Stolen and Recovered In Your Jurisdiction	
		Stolen	Recovered
(A) Currency, Notes, etc.	01	\$22,991	\$910
(B) Jewelry and Precious Metals	02	\$38,744	
(C) Clothing and Furs	03	\$40,460	\$595
(D) Locally Stolen Motor Vehicles	04	\$218,900	\$175,400
(E) Office Equipment	05	\$44,477	\$4,795
(F) Televisions, Radios, Stereos, etc.	06	\$107,330	
(G) Firearms	07	\$1,300	
(H) Household Goods	08		
(I) Consumable Goods	09	\$650	\$455
(J) Livestock	10		
(K) Miscellaneous	11	\$220,442	\$33,266
<b>TOTAL</b>	<b>00</b>	<b>\$695,294</b>	<b>\$215,421</b>


NOTE: Total of column (2) should agree with grand total (DATA ENTRY 77) shown on page 2. In column (3) include all property recovered even though stolen in prior months. The above is an accounting for only that property stolen in your jurisdiction. This will include property recovered for you by other jurisdictions but not property you recover for them.

SANTA CRUZ PD  
155 CENTER ST  
SANTA CRUZ, CA 95060  
Agency and State

CA0440200  
Agency ID

56,000  
Population

Month and Year of Report: **01/16**

  
 Signature \_\_\_\_\_ Date 2/10/16  
**SCPD Admin** Rewards Supervisor  
 Report Prepared by \_\_\_\_\_ Title  
**Kevin Vogel**  
 Chief

**MONTHLY REPORT OF OFFENSES KNOWN TO THE POLICE:  
VIOLENT CRIMES COMMITTED AGAINST SENIOR CITIZENS**

**In accordance with Senate concurrent resolution no. 64**

---



<u>TYPE OF VIOLENT CRIME</u>	<u>VICTIMS AGE 60 OR OVER</u>
1) HOMICIDE	
2) FORCIBLE RAPE	
3) ROBBERY	
4) AGGRAVATED ASSAULT	<b>10</b>
<hr/>	
5) TOTAL	<b>10</b>

**SANTA CRUZ PD**  
**155 CENTER ST**  
**SANTA CRUZ, CA 95060**  
Agency and State

**CA0440200**  
Agency ID

**56,000**  
Population

Month and Year of Report: **01/16**

Signature  Date 2/10/16  
SCPD Admin   
Report Prepared by Title  
**Kevin Vogel**  
Chief

**MONTHLY REPORT OF OFFENSES KNOWN TO THE POLICE:  
 DOMESTIC VIOLENCE-RELATED CALLS FOR ASSISTANCE  
 California Penal Code (PC) Section 13730 (a)**

---


TYPE OF DATA	NUMBER
TOTAL DOMESTIC VIOLENCE CALLS RECEIVED	<b>31</b>
TOTAL CASES INVOLVING WEAPONS	<b>4</b>
<b>SUBTOTALS</b>	
FIREARM	
KNIFE OR CUTTING INSTRUMENT	
OTHER DANGEROUS WEAPON	<b>1</b>
PERSONAL WEAPON (HANDS, FIST, FEET, ETC.)	<b>3</b>

**SANTA CRUZ PD**  
 155 CENTER ST  
 SANTA CRUZ, CA 95060  
 Agency and State

**CA0440200**  
 Agency ID

**56,000**  
 Population

Month and Year of Report: **01/16**

 2/10/16  
 Signature Date

**SCPD Admin** Kevin Vogel  
 Report Prepared by Title

**Kevin Vogel**  
 Chief

**MONTHLY REPORT OF OFFENSES KNOWN TO THE  
POLICE:**

---

There was 1 case involving Hate Crimes for this compile period.

Case #s


**16S-00461**

**SANTA CRUZ PD**  
**155 CENTER ST**  
**SANTA CRUZ, CA 95060**  
Agency and State

**CA0440200**  
Agency ID

**56,000**  
Population

Month and Year of Report: **01/16**

 2/10/16  
Signature Date

**SCPD Admin** Rewards Supervisor  
Report Prepared by Title

**Kevin Vogel**  
Chief



# LAW ENFORCEMENT OFFICERS KILLED OR ASSAULTED

It is requested this report be completed and transmitted with monthly crime reports to: Director, Federal Bureau of Investigation, Uniform Crime Reports, Washington, D.C. 20535. This form should be used to report the number of your officers who were assaulted or killed in the line of duty during the month. Additional information concerning officers killed will be requested by a separate

### OFFICERS KILLED

Number of your law enforcement officers killed in the line of duty this month

By felonious act \_\_\_\_\_

By accident or negligence \_\_\_\_\_

### OFFICERS ASSAULTED (Do not include officers killed.)

Type of Activity	Type of Weapon					Type of Assignment						Police Assaults Cleared		
	Total Assaults by Weapon	Firearm	Knife	Other Dangerous Weapons	Hands, Fists, Feet,	Two Officer Vehicle	One Officer Vehicle	Detective or Special Assign.		Other				
	A	B	C	D	E	F	G	H	I	J	K		L	M
1. Responding to "Disturbance"														
2. Burglaries in Progress														
3. Robberies in Progress														
4. Attempting Other Arrests														
5. Civil Disorder														
6. Handling Prisoners	5				5			5						5
7. Suspicious Person/Circum.														
8. Ambush - No Warning														
9. Mentally Deranged														
10. Traffic Pursuits														
11. All Other														
12. TOTAL (1-11)	5				5			5						5
13. Number With Personal Injury														
14. Number Without Personal Injury					5									
15. Time of Assaults	A.M.													2
	P.M.													3

12:01 2:00 4:00 6:00 8:00 10:00 12:00

SANTA CRUZ PD  
155 CENTER ST  
SANTA CRUZ, CA 95060  
Agency and State

CA0440200  
Agency ID

56,000  
Population

Month and Year of Report: 01/16

Signature:  Date: 2/10/16

SCPD Admin Report Prepared by Title

Kevin Vogel

Chief

MONTHLY REPORT OF  
**ANTI-REPRODUCTIVE RIGHTS CRIMES (ARRC)**  
SUMMARY WORKSHEET

AGENCY <b>SANTA CRUZ PD</b>	
NCIC NUMBER <b>CA0440200</b>	REPORTING MONTH/YEAR <b>01/2016</b>
<input type="checkbox"/> THERE WERE ___ ARRCs REPORTED TO THIS DEPARTMENT FOR THIS MONTH (Attach Data Collection Worksheets)  <input checked="" type="checkbox"/> THERE WERE NO ARRCs REPORTED TO THIS DEPARTMENT FOR THIS MONTH	
PREPARER'S NAME <b>SCPD Admin</b>	TELEPHONE NUMBER <b>(831) 420-5874</b>
SUBMIT THIS SUMMARY SHEET WITH THE ARRC DATA COLLECTION WORKSHEET(S), IF ANY, TO  State of California Department of Justice CRIMINAL JUSTICE STATISTICS CENTER P.O. Box 903427 Sacramento, CA 94203-4270  <b>ATTN: Anti-Reproductive Rights Crimes</b>	

**Purpose:**

It is the intent of the Department of Justice to:

- \* Collect data on all crimes relating to violations of the Reproductive Rights Law Enforcement Act.
- \* Collect data on the threatened commission of anti-reproductive rights crimes and persons suspected of committing these crimes or making these threats.
- \*Distinguish between crimes of violence and non-violence.

**INSTRUCTIONS FOR COMPLETION:**

**SUBMIT ANTI-REPRODUCTIVE RIGHTS CRIMES (ARRC) AS DEFINED IN PENAL CODE SECTION 13776 (A). SEE REVERSE OF THIS FORM FOR PENAL CODE STATUTES TO BE USED WHEN COMPLETING THIS FORM.**

**NOTE:** It is the purpose of this legislation to collect data on any crime committed partly or wholly because the victim is a reproductive health services client, provider, or assistant, or a crime that is partly or wholly intended to intimidate the victim, or any other person or entity, or any class of persons or entities from becoming or remaining a reproductive health services client, provider or assistant.

**Requirement:**

This form should be submitted monthly whether or not an ARRC occurred.

**Frequency:**

Submit monthly, by the 10th working day for the preceding month (for example, July data should be submitted by the 10th working day in August).

**Reporting # of ARRCs:**

If there are ARRCs to be reported by your agency, check the first box and enter the total number of ARRCs for the reporting month. Attach Data Collection Worksheets for each ARRC report.

If there were no ARRCs to report, check the second box and submit the Summary Worksheet only.