

PART I CRIMES (ACTUAL OFFENSES)
MARCH 2016

	MARCH		Percent Change	Year to Date		Percent Change
	2015	2016		2015	2016	
Homicide	0	0	0	0	1	100%
Rape	3	2	-33%	8	6	-25%
Robbery	9	6	-33%	34	30	-12%
Aggravated Assault	13	31	138%	61	109	79%
Burglary	46	22	-52%	141	106	-25%
Larceny	244	306	25%	704	733	4%
Auto Theft	19	23	21%	70	80	14%
Arson	2	0	-100%	4	0	-100%
Totals:	336	390	16%	1022	1065	4%

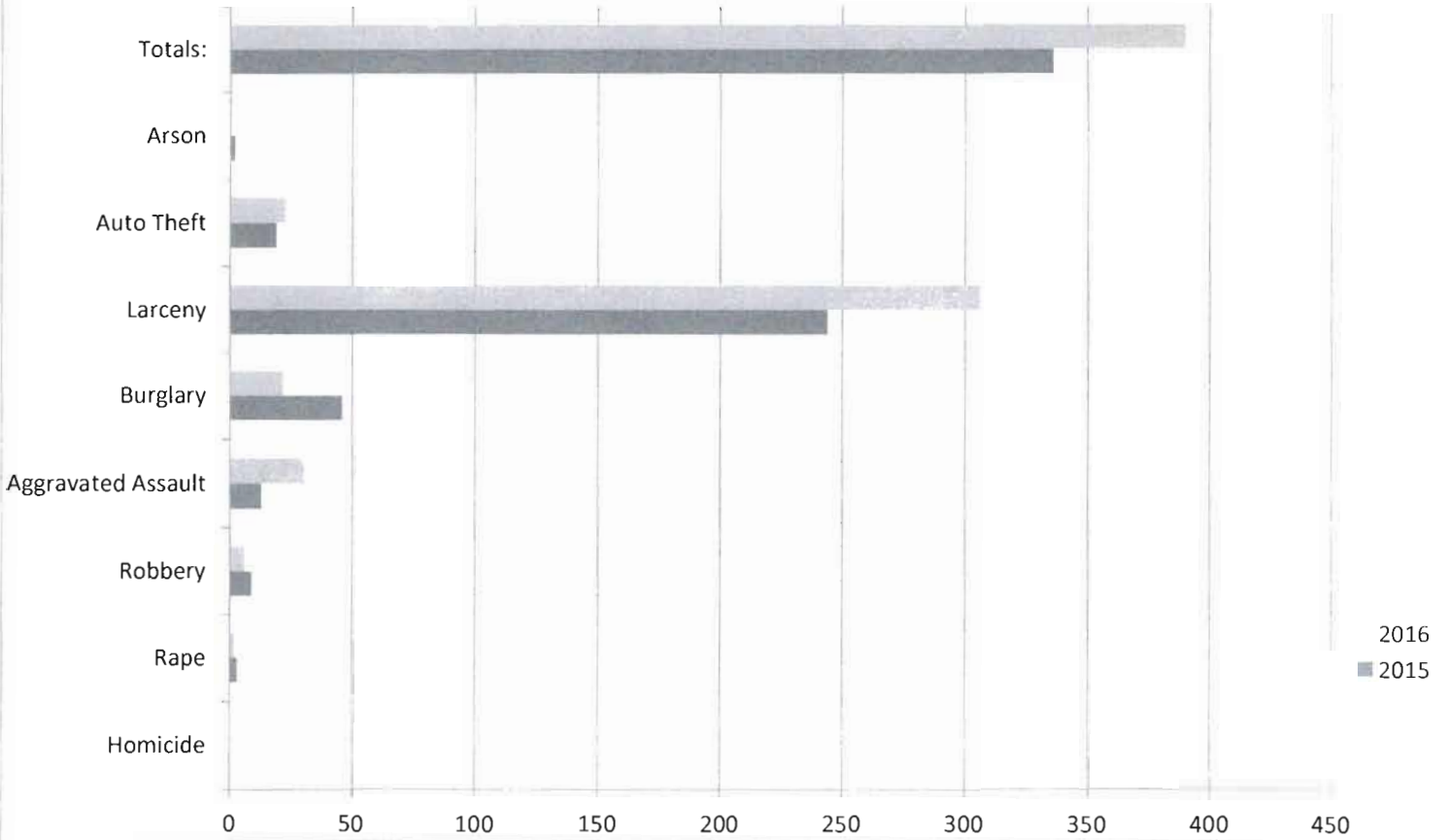
PART I CRIMES - TWO YEAR COMPARISON

	JAN 15	JAN 16	FEB 15	FEB 16	MAR 15	MAR 16	APR 15	APR 16	MAY 15	MAY 16	JUN 15	JUN 16
Homicide	0	1	0	0	0	0	1	0	0	0	0	0
Forcible Rape	5	1	0	3	3	2	3	0	8	0	6	0
Robbery	20	7	5	17	9	6	11	0	6	0	8	0
Aggravated Assault	27	49	21	29	13	31	24	0	39	0	25	0
Burglary	46	58	49	26	46	22	35	0	34	0	26	0
Larceny	278	268	182	159	244	306	207	0	171	0	306	0
Auto Theft	37	31	14	26	19	23	26	0	22	0	22	0
Arson	2	0	0	0	2	0	0	0	1	0	1	0
TOTALS:	415	415	271	260	336	390	307	0	281	0	394	0

	JUL 15	JUL 16	AUG 15	AUG 16	SEP 15	SEP 16	OCT 15	OCT 16	NOV 15	NOV 16	DEC 15	DEC 16
Homicide	1	0	0	0	0	0	0	0	0	0	0	0
Forcible Rape	6	0	1	0	2	0	6	0	2	0	2	0
Robbery	15	0	10	0	9	0	6	0	11	0	6	0
Assault	30	0	32	0	31	0	36	0	21	0	38	0
Burglary	25	0	27	0	28	0	30	0	46	0	39	0
Larceny	243	0	290	0	223	0	195	0	287	0	206	0
Auto Theft	26	0	33	0	30	0	14	0	32	0	25	0
Arson	6	0	2	0	2	0	1	0	0	0	6	0
TOTALS:	352	0	395	0	325	0	288	0	399	0	322	0

YEAR TO DATE TOTALS ARE NOT FINALIZED UNTIL THE END OF THE CALENDAR YEAR

PART I CRIMES COMPARISON CHART MARCH 2015 - MARCH 2016



	Homicide	Rape	Robbery	Aggravated Assault	Burglary	Larceny	Auto Theft	Arson	Totals:
2016	0	2	6	31	22	306	23	0	390
2015	0	3	9	13	46	244	19	2	336

MONTHLY REPORT OF OFFENSES KNOWN TO THE POLICE:

I-720 (Rev. 02-22-13)

RETURN A

OMB No. 1110-0001

This report is authorized by law Title 28, Section 534, U.S. Code. Your cooperation in completing this form will assist the FBI, in compiling timely, comprehensive, and accurate data. Please submit this form monthly, by the seventh day after the close of the month, and any questions to the FBI, Criminal Justice Information Services Division, Attention: Uniform Crime Reports/Module E-3, 1000 Custer Hollow Road, Clarksburg, West Virginia, 26306; telephone 304-625-4830, facsimile 304-625-3566. Under the Paperwork Reduction Act, you are not required to complete this form unless it contains a valid OMB control number. The form takes approximately 10 minutes to complete. Instructions for preparing the form appear on the reverse side.

Expires 07-31-16

1 Classification of Offenses	2 Offenses Reported or Known to Police	3 Unfounded, i.e., False or Baseless Complaints	4 Number of Actual Offenses	5 Total Offenses Cleared by Arrest or Exceptional Means	6 Number of Clearances Involving Only Persons Under 18 Years of Age
1. CRIMINAL HOMICIDE					
a. Murder and Non-negligent Homicide	11				
b. Manslaughter by Negligence	12				
2. RAPE TOTAL					
a. Rape	20	2	2		
b. Attempt to Commit Rape	21	2	2		
	22				
Historical Rape (See instruction #15 below)					
3. ROBBERY TOTAL					
a. Firearm	30	6	6		
b. Knife or Cutting Instrument	31	1	1		
c. Other Dangerous Weapon	32	2	2		
d. Strong-Arm (Hands, Fists, Feet, etc.)	33				
	34	3	3		
4. ASSAULT TOTAL					
a. Firearm	40	79	79	49	3
b. Knife or Cutting Instrument	41				
c. Other Dangerous Weapon	42	6	6	4	
d. Strong-Arm (Hands, Fists, Feet, etc.)	43	9	9	8	
e. Other Assaults - Simple	44	16	16	6	
	45	48	48	31	3
5. BURGLARY TOTAL					
a. Forcible Entry	50	22	22	3	
b. Unlawful Entry - No Force	51	13	13	1	
c. Attempted Forcible Entry	52	8	8	2	
	53	1	1		
6. LARCENY - THEFT TOTAL					
	60	306	306	36	1
7. MOTOR VEHICLE THEFT TOTAL					
a. Autos	70	23	23	2	
b. Trucks and Buses	71	15	15	1	
c. Other Vehicles	72	1	1		
	73	7	7	1	
GRAND TOTAL	77	438	438	90	4

Checking any of the appropriate blocks below will eliminate your need to submit reports when the values are zero. This will also aid the national program in its quality control efforts.

- No Supplementary Homicide Report Submitted.
- No Supplement to Return A Submitted.
- No Law Enforcement Officers Killed or Assaulted.
- No Violent Crimes Against Seniors.
- No Hate Crimes.
- No Persons Under 18 Arrested.
- No Persons 18 or Over Arrested.
- No Arson Offenses Occurred.
- No Domestic Violence-Related Calls.
- No Anti-Reproduction Rights Crimes.


SANTA CRUZ PD
155 CENTER ST
SANTA CRUZ, CA 95060

Agency and State

CA0440200
 Agency ID

56,000
 Population

Month and Year of Report: **03/16**


 Signature

4/13/16
 Date

SCPD Admin
 Report Prepared by

Rendas Manager
 Title

Kevin Vogel
 Chief

MONTHLY REPORT OF OFFENSES KNOWN TO THE POLICE:
SUPPLEMENT TO RETURN A

PROPERTY STOLEN BY CLASSIFICATION

CLASSIFICATION		ACTUAL OFFENSES (Column 4, Return A)	VALUE OF PROPERTY STOLEN
1. Murder/Nonnegligent Manslaughter	12		
2. Rape (Total)	20	2	
3. Robbery			
(a) Highway (Streets, Alleys, etc.)	31	1	
(b) Commercial House (Except c, d, f)	32		
(c) Gas or Service Station	33		
(d) Convenience Store	34		
(e) Residence (Anywhere on the Premises)	35	1	\$34,994
(f) Bank	36		
(g) Miscellaneous	37	4	\$309
TOTAL ROBBERY	30	6	\$35,303
4. Assault (Not Applicable)			
5. Burglary - Breaking or Entering			
(a) Residence (Dwelling)			
(1) Night (6 P.M. - 6 A.M.)	51	11	\$42,532
(2) Day (6 A.M. - 6 P.M.)	52	2	\$7,940
(3) Unknown	53	1	\$4,050
(b) Non-Residence (Store, Office, etc.)			
(1) Night (6 P.M. - 6 A.M.)	54	4	\$6,521
(2) Day (6 A.M. - 6 P.M.)	55	2	\$200
(3) Unknown	56	2	\$1,811
TOTAL BURGLARY	50	22	\$63,054
6. Larceny - Theft (Except Motor Vehicle Theft)			
(a) Over \$400	64	125	\$182,900
(b) \$200 to \$400	61	59	\$16,980
(c) \$50 to \$199	62	62	\$6,441
(d) Under \$50	63	60	\$690
TOTAL LARCENY (Same as Item 6X)	60	306	\$207,011
7. Motor Vehicle Theft (Include Alleged Joy Ride)	70	23	\$217,265
GRAND TOTAL - All Items	77		\$522,633
Additional Analysis of Larceny and Motor Vehicle Theft			
6X. Nature of Larcenies Under Item 6			
(a) Pocket-Picking	81	4	\$645
(b) Purse-Snatching	82	2	\$690
(c) Shoplifting	83	38	\$11,067
(d) From Motor Vehicles (Except e)	84	136	\$108,164
(e) Motor Vehicle Parts and Accessories	85	6	\$2,479
(f) Bicycles	86	49	\$52,314
(g) From Buildings (Except c and h)	87	27	\$11,532
(h) From Any Coin-Operated Machine (Parking Meters, etc.)	88		
(i) All Other	89	44	\$20,120
TOTAL LARCENIES (Same as Item 6)	80	306	\$207,011
7X. Motor Vehicles Recovered			
(a) Stolen Locally and Recovered Locally	91	9	
(b) Stolen Locally and Recovered by Other Jurisdictions	92	1	
(c) Total Locally Stolen Motor Vehicles Recovered	90	10	
(d) Stolen Out of Town, Recovered Locally	93	3	

**MONTHLY REPORT OF OFFENSES KNOWN TO THE
POLICE:**

PROPERTY BY TYPE AND VALUE

Type of Property		Value of Property Stolen and Recovered In Your Jurisdiction	
		Stolen	Recovered
(A) Currency, Notes, etc.	01	\$10,379	
(B) Jewelry and Precious Metals	02	\$15,845	\$80
(C) Clothing and Furs	03	\$52,642	\$1,667
(D) Locally Stolen Motor Vehicles	04	\$173,200	\$164,200
(E) Office Equipment	05	\$42,484	\$600
(F) Televisions, Radios, Stereos, etc.	06	\$31,890	\$36
(G) Firearms	07	\$1,450	
(H) Household Goods	08		
(I) Consumable Goods	09	\$724	\$271
(J) Livestock	10		
(K) Miscellaneous	11	\$194,019	\$10,874
TOTAL	00	\$522,633	\$177,728


NOTE: Total of column (2) should agree with grand total (DATA ENTRY 77) shown on page 2. In column (3) include all property recovered even though stolen in prior months. The above is an accounting for only that property stolen in your jurisdiction. This will include property recovered for you by other jurisdictions but not property you recover for them.

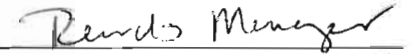
SANTA CRUZ PD
155 CENTER ST
SANTA CRUZ, CA 95060
Agency and State

CA0440200
Agency ID

56,000
Population

Month and Year of Report: **03/16**

 4/13/16
Signature Date

SCPD Admin 
Report Prepared by Title

Kevin Vogel
Chief

**MONTHLY REPORT OF OFFENSES KNOWN TO THE POLICE:
VIOLENT CRIMES COMMITTED AGAINST SENIOR CITIZENS**

In accordance with Senate concurrent resolution no. 64


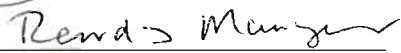
<u>TYPE OF VIOLENT CRIME</u>	<u>VICTIMS AGE 60 OR OVER</u>
1) HOMICIDE	
2) FORCIBLE RAPE	
3) ROBBERY	
4) AGGRAVATED ASSAULT	3
<hr/>	
5) TOTAL	3

SANTA CRUZ PD
155 CENTER ST
SANTA CRUZ, CA 95060
Agency and State

CA0440200
Agency ID

56,000
Population

Month and Year of Report: **03/16**


Signature _____ Date 4/13/16
SCPD Admin 
Report Prepared by _____ Title _____
Kevin Vogel
Chief

**MONTHLY REPORT OF OFFENSES KNOWN TO THE POLICE:
 DOMESTIC VIOLENCE-RELATED CALLS FOR ASSISTANCE
 California Penal Code (PC) Section 13730 (a)**


TYPE OF DATA	NUMBER
TOTAL DOMESTIC VIOLENCE CALLS RECEIVED	26
TOTAL CASES INVOLVING WEAPONS	3
SUBTOTALS	
FIREARM	
KNIFE OR CUTTING INSTRUMENT	1
OTHER DANGEROUS WEAPON	1
PERSONAL WEAPON (HANDS, FIST, FEET, ETC.)	1

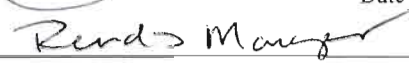
SANTA CRUZ PD
155 CENTER ST
SANTA CRUZ, CA 95060
 Agency and State

CA0440200
 Agency ID

56,000
 Population

Month and Year of Report: **03/16**


 Signature 4/12/16
 Date

SCPD Admin 
 Report Prepared by Title

Kevin Vogel
 Chief

MONTHLY REPORT OF OFFENSES KNOWN TO THE POLICE:

There was 1 case involving Hate Crimes for this compile period.


Case #s
16S-02510


SANTA CRUZ PD
155 CENTER ST
SANTA CRUZ, CA 95060
Agency and State

CA0440200
Agency ID

56,000
Population

Month and Year of Report: **03/16**


Signature _____ Date 4/13/16

SCPD Admin 
Report Prepared by _____ Title
Kevin Vogel
Chief

LAW ENFORCEMENT OFFICERS KILLED OR ASSAULTED

It is requested this report be completed and transmitted with monthly crime reports to: Director, Federal Bureau of Investigation, Uniform Crime Reports, Washington, D.C. 20535. This form should be used to report the number of your officers who were assaulted or killed in the line of duty during the month. Additional information concerning officers killed will be requested by a separate

OFFICERS KILLED

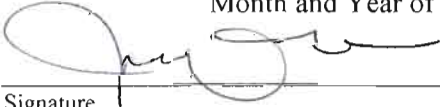
Number of your law enforcement officers killed in the line of duty this month
 By felonious act _____
 By accident or negligence _____

OFFICERS ASSAULTED (Do not include officers killed.)

Type of Activity	Type of Weapon					Type of Assignment								Police Assaults Cleared		
	Total Assaults by Weapon		Firearm	Knife	Other Dangerous Weapons	Hands, Fists, Feet,	Two Officer Vehicle	One Officer Vehicle		Detective or Special Assign.		Other				
	A	B						C	D	E	F	G	H		I	J
1. Responding to "Disturbance"																
2. Burglaries in Progress																
3. Robberies in Progress																
4. Attempting Other Arrests																
5. Civil Disorder																
6. Handling Prisoners	8					8		1	7							8
7. Suspicious Person/Circum.																
8. Ambush - No Warning																
9. Mentally Deranged																
10. Traffic Pursuits																
11. All Other																
12. TOTAL (1-11)	8					8		1	7							8
13. Number With Personal Injury																
14. Number Without Personal Injury						8										
15. Time of Assaults	A.M.	1			2											
	P.M.		2	2												

12:01 2:00 4:00 6:00 8:00 10:00 12:00

SANTA CRUZ PD
 155 CENTER ST
 SANTA CRUZ, CA 95060
 Agency and State
CA0440200
 Agency ID
56,000
 Population

Month and Year of Report: **03/16**

 Signature _____ Date **4/13/16**
SCPD Admin
 Report Prepared by Kevin Vogel Title _____
Kevin Vogel
 Chief

MONTHLY REPORT OF
ANTI-REPRODUCTIVE RIGHTS CRIMES (ARRC)
SUMMARY WORKSHEET

AGENCY SANTA CRUZ PD	
NCIC NUMBER CA0440200	REPORTING MONTH/YEAR 03/2016
<input type="checkbox"/> THERE WERE ___ ARRCs REPORTED TO THIS DEPARTMENT FOR THIS MONTH (Attach Data Collection Worksheets)	
<input checked="" type="checkbox"/> THERE WERE NO ARRCs REPORTED TO THIS DEPARTMENT FOR THIS MONTH	
PREPARER'S NAME SCPD Admin	TELEPHONE NUMBER (831) 420-5874
SUBMIT THIS SUMMARY SHEET WITH THE ARRC DATA COLLECTION WORKSHEET(S), IF ANY, TO <p style="text-align: center;">State of California Department of Justice CRIMINAL JUSTICE STATISTICS CENTER P.O. Box 903427 Sacramento, CA 94203-4270</p> <p style="text-align: center;">ATTN: Anti-Reproductive Rights Crimes</p>	

Purpose:

It is the intent of the Department of Justice to:

* Collect data on all crimes relating to violations of the Reproductive Rights Law Enforcement Act.

* Collect data on the threatened commission of anti-reproductive rights crimes and persons suspected of committing these crimes or making these threats.

*Distinguish between crimes of violence and non-violence.

INSTRUCTIONS FOR COMPLETION:

SUBMIT ANTI-REPRODUCTIVE RIGHTS CRIMES (ARRC) AS DEFINED IN PENAL CODE SECTION 13776 (A). SEE REVERSE OF THIS FORM FOR PENAL CODE STATUTES TO BE USED WHEN COMPLETING THIS FORM.

NOTE: It is the purpose of this legislation to collect data on any crime committed partly or wholly because the victim is a reproductive health services client, provider, or assistant, or a crime that is partly or wholly intended to intimidate the victim, or any other person or entity, or any class of persons or entities from becoming or remaining a reproductive health services client, provider or assistant.

Requirement:

This form should be submitted monthly whether or not an ARRC occurred.

Frequency:

Submit monthly, by the 10th working day for the preceding month (for example, July data should be submitted by the 10th working day in August).

Reporting # of ARRCs:

If there are ARRCs to be reported by your agency, check the first box and enter the total number of ARRCs for the reporting month. Attach Data Collection Worksheets for each ARRC report.

If there were no ARRCs to report, check the second box and submit the Summary Worksheet only.