

**PART I CRIMES (ACTUAL OFFENSES)  
JUNE 2016**

|                    | JUNE |      | Percent<br>Change | Year to Date |      | Percent<br>Change |
|--------------------|------|------|-------------------|--------------|------|-------------------|
|                    | 2015 | 2016 |                   | 2015         | 2016 |                   |
| Homicide           | 0    | 0    | 0                 | 1            | 1    | 0%                |
| Rape               | 6    | 7    | 17%               | 25           | 23   | -8%               |
| Robbery            | 8    | 8    | 0%                | 59           | 52   | -12%              |
| Aggravated Assault | 25   | 32   | 28%               | 149          | 184  | 23%               |
| Burglary           | 26   | 22   | -15%              | 236          | 167  | -29%              |
| Larceny            | 306  | 256  | -16%              | 1388         | 1421 | 2%                |
| Auto Theft         | 22   | 23   | 5%                | 140          | 192  | 37%               |
| Arson              | 1    | 0    | -100%             | 6            | 2    | -67%              |
| Totals:            | 394  | 348  | -12%              | 2004         | 2042 | 2%                |

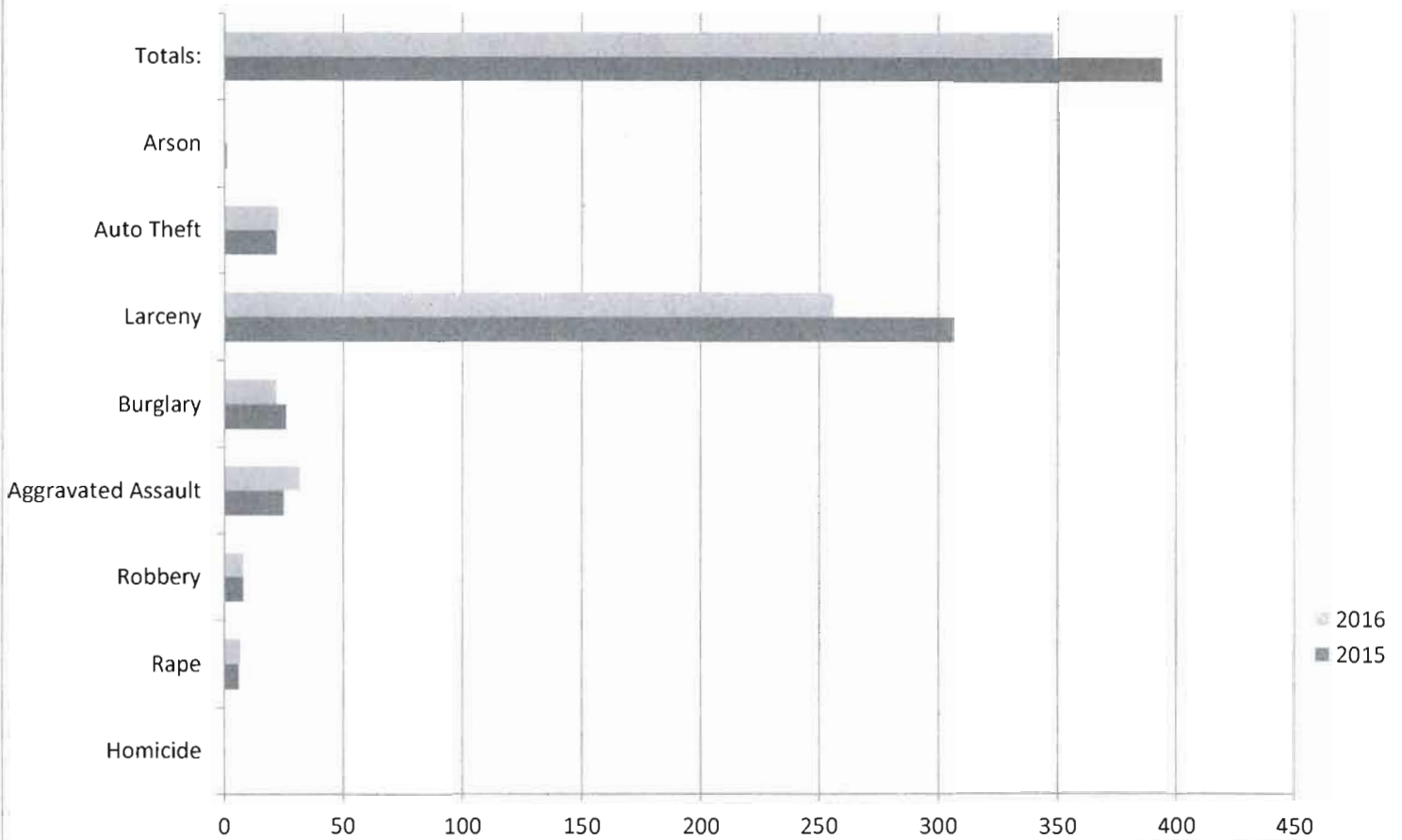
**PART I CRIMES - TWO YEAR COMPARISON**

|                    | JAN<br>15 | JAN<br>16 | FEB<br>15 | FEB<br>16 | MAR<br>15 | MAR<br>16 | APR<br>15 | APR<br>16 | MAY<br>15 | MAY<br>16 | JUN<br>15 | JUN<br>16 |
|--------------------|-----------|-----------|-----------|-----------|-----------|-----------|-----------|-----------|-----------|-----------|-----------|-----------|
| Homicide           | 0         | 1         | 0         | 0         | 0         | 0         | 1         | 0         | 0         | 0         | 0         | 0         |
| Forcible Rape      | 5         | 1         | 0         | 3         | 3         | 2         | 3         | 3         | 8         | 7         | 6         | 7         |
| Robbery            | 20        | 7         | 5         | 17        | 9         | 6         | 11        | 7         | 6         | 7         | 8         | 8         |
| Aggravated Assault | 27        | 49        | 21        | 29        | 13        | 31        | 24        | 18        | 39        | 25        | 25        | 32        |
| Burglary           | 46        | 58        | 49        | 26        | 46        | 22        | 35        | 19        | 34        | 20        | 26        | 22        |
| Larceny            | 278       | 268       | 182       | 159       | 244       | 306       | 207       | 236       | 171       | 196       | 306       | 256       |
| Auto Theft         | 37        | 31        | 14        | 26        | 19        | 23        | 26        | 39        | 22        | 50        | 22        | 23        |
| Arson              | 2         | 0         | 0         | 0         | 2         | 0         | 0         | 0         | 1         | 2         | 1         | 0         |
| TOTALS:            | 415       | 415       | 271       | 260       | 336       | 390       | 307       | 322       | 281       | 307       | 394       | 348       |

|               | JUL<br>15 | JUL<br>16 | AUG<br>15 | AUG<br>16 | SEP<br>15 | SEP<br>16 | OCT<br>15 | OCT<br>16 | NOV<br>15 | NOV<br>16 | DEC<br>15 | DEC<br>16 |
|---------------|-----------|-----------|-----------|-----------|-----------|-----------|-----------|-----------|-----------|-----------|-----------|-----------|
| Homicide      | 1         | 0         | 0         | 0         | 0         | 0         | 0         | 0         | 0         | 0         | 0         | 0         |
| Forcible Rape | 6         | 0         | 1         | 0         | 2         | 0         | 6         | 0         | 2         | 0         | 2         | 0         |
| Robbery       | 15        | 0         | 10        | 0         | 9         | 0         | 6         | 0         | 11        | 0         | 6         | 0         |
| Assault       | 30        | 0         | 32        | 0         | 31        | 0         | 36        | 0         | 21        | 0         | 38        | 0         |
| Burglary      | 25        | 0         | 27        | 0         | 28        | 0         | 30        | 0         | 46        | 0         | 39        | 0         |
| Larceny       | 243       | 0         | 290       | 0         | 223       | 0         | 195       | 0         | 287       | 0         | 206       | 0         |
| Auto Theft    | 26        | 0         | 33        | 0         | 30        | 0         | 14        | 0         | 32        | 0         | 25        | 0         |
| Arson         | 6         | 0         | 2         | 0         | 2         | 0         | 1         | 0         | 0         | 0         | 6         | 0         |
| TOTALS:       | 352       | 0         | 395       | 0         | 325       | 0         | 288       | 0         | 399       | 0         | 322       | 0         |

YEAR TO DATE TOTALS ARE NOT FINALIZED UNTIL THE END OF THE CALENDAR YEAR

## PART I CRIMES COMPARISON CHART JUNE 2015 - JUNE 2016



|      | Homicide | Rape | Robbery | Aggravated Assault | Burglary | Larceny | Auto Theft | Arson | Totals: |
|------|----------|------|---------|--------------------|----------|---------|------------|-------|---------|
| 2016 | 0        | 7    | 8       | 32                 | 22       | 256     | 23         | 0     | 348     |
| 2015 | 0        | 6    | 8       | 25                 | 26       | 306     | 22         | 1     | 394     |

**MONTHLY REPORT OF OFFENSES KNOWN TO THE POLICE:**

1-720 (Rev. 02-22-13)

**RETURN A**

OMB No. 1110-0001

This report is authorized by law Title 28, Section 534, U.S. Code. Your cooperation in completing this form will assist the FBI, in compiling timely, comprehensive, and accurate data. Please submit this form monthly, by the seventh day after the close of the month, and any questions to the FBI, Criminal Justice Information Services Division, Attention: Uniform Crime Reports/Module E-3, 1000 Custer Hollow Road, Clarksburg, West Virginia, 26306; telephone 304-625-4830, facsimile 304-625-3566. Under the Paperwork Reduction Act, you are not required to complete this form unless it contains a valid OMB control number. The form takes approximately 10 minutes to complete. Instructions for preparing the form

Expires 07-31-16

| 1<br>Classification of Offenses             | 2<br>Offenses Reported or Known to Police | 3<br>Unfounded, i.e., False or Baseless Complaints | 4<br>Number of Actual Offenses | 5<br>Total Offenses Cleared by Arrest or Exceptional Means | 6<br>Number of Clearances Involving Only Persons Under 18 Years of Age |
|---|---|--|--------------------------------|--|--|
| <b>1. CRIMINAL HOMICIDE</b>                 |   |  |                                |  |  |
| a. Murder and Non-negligent Homicide        | 11  |  |                                |  |  |
| b. Manslaughter by Negligence               | 12  |  |                                |  |  |
| <b>2. RAPE TOTAL</b>                        | <b>20</b>                                 | <b>7</b>   | <b>7</b>                       | <b>2</b>   |  |
| a. Rape                                     | 21  | 3  | 3                              | 1  |  |
| b. Attempt to Commit Rape                   | 22  | 4  | 4                              | 1  |  |
| Historical Rape (See instruction #15 below) |   |  |                                |  |  |
| <b>3. ROBBERY TOTAL</b>                     | <b>30</b>                                 | <b>8</b>   | <b>8</b>                       | <b>5</b>   |  |
| a. Firearm                                  | 31  |  |                                |  |  |
| b. Knife or Cutting Instrument              | 32  | 2  | 2                              | 1  |  |
| c. Other Dangerous Weapon                   | 33  |  |                                |  |  |
| d. Strong-Arm (Hands, Fists, Feet, etc.)    | 34  | 6  | 6                              | 4  |  |
| <b>4. ASSAULT TOTAL</b>                     | <b>40</b>                                 | <b>79</b>  | <b>79</b>                      | <b>45</b>  |  |
| a. Firearm                                  | 4   |  |                                |  |  |
| b. Knife or Cutting Instrument              | 42  | 8  | 8                              | 3  |  |
| c. Other Dangerous Weapon                   | 43  | 7  | 7                              | 6  |  |
| d. Strong-Arm (Hands, Fists, Feet, etc.)    | 44  | 17   | 17                             | 8  |  |
| e. Other Assaults - Simple                  | 45  | 47   | 47                             | 28   |  |
| <b>5. BURGLARY TOTAL</b>                    | <b>50</b>                                 | <b>22</b>  | <b>22</b>                      |  |  |
| a. Forcible Entry                           | 51  | 12   | 12                             |  |  |
| b. Unlawful Entry - No Force                | 52  | 10   | 10                             |  |  |
| c. Attempted Forcible Entry                 | 53  |  |                                |  |  |
| <b>6. LARCENY - THEFT TOTAL</b>             | <b>60</b>                                 | <b>256</b>   | <b>256</b>                     | <b>28</b>  |  |
| <b>7. MOTOR VEHICLE THEFT TOTAL</b>         | <b>70</b>                                 | <b>23</b>  | <b>23</b>                      | <b>2</b>   |  |
| a. Autos                                    | 7   | 21   | 21                             | 2  |  |
| b. Trucks and Buses                         | 72  | 1  | 1                              |  |  |
| c. Other Vehicles                           | 73  | 1  | 1                              |  |  |
| <b>GRAND TOTAL</b>                          | <b>77</b>                                 | <b>395</b>   | <b>395</b>                     | <b>82</b>  |  |

Checking any of the appropriate blocks below will eliminate your need to submit reports when the values are zero. This will also aid the national program in its quality control efforts.

- No Supplementary Homicide Report Submitted.
- No Supplement to Return A Submitted.
- No Law Enforcement Officers Killed or Assaulted.
- No Violent Crimes Against Seniors.
- No Hate Crimes.

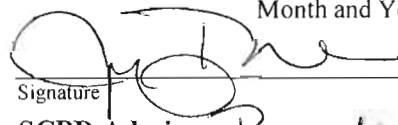
- No Persons Under 18 Arrested.
- No Persons 18 or Over Arrested.
- No Arson Offenses Occurred.
- No Domestic Violence-Related Calls.
- No Anti-Reproduction Rights Crimes.

**SANTA CRUZ PD**  
**155 CENTER ST**  
**SANTA CRUZ, CA 95060**  
 Agency and State

**CA0440200**  
 Agency ID

**56,000**  
 Population

Month and Year of Report: **06/16**

  
 Signature \_\_\_\_\_ Date **7/6/16**  
**SCPD Admin**  
 Report Prepared by *Records Manager* Title

**Kevin Vogel**  
 Chief

**MONTHLY REPORT OF OFFENSES KNOWN TO THE POLICE:  
SUPPLEMENT TO RETURN A**

**PROPERTY STOLEN BY CLASSIFICATION**

| CLASSIFICATION   |    | ACTUAL OFFENSES<br>(Column 4, Return A) | VALUE OF<br>PROPERTY STOLEN |
|--|----|---|-----------------------------|
| <b>1. Murder/Nonnegligent Manslaughter</b>                         | 12 |   |                             |
| <b>2. Rape (Total)</b>   | 20 | 7                                       |                             |
| <b>3. Robbery</b>  |    |   |                             |
| (a) Highway (Streets, Alleys, etc.)                                | 31 |   |                             |
| (b) Commercial House (Except c, d, f)                              | 32 |   |                             |
| (c) Gas or Service Station   | 33 |   |                             |
| (d) Convenience Store  | 34 | 2                                       | \$140                       |
| (e) Residence (Anywhere on the Premises)                           | 35 | 2                                       | \$1,800                     |
| (f) Bank   | 36 |   |                             |
| (g) Miscellaneous  | 37 | 4                                       | \$600                       |
| <b>TOTAL ROBBERY</b>   | 30 | 8                                       | \$2,540                     |
| <b>4. Assault (Not Applicable)</b>                                 |    |   |                             |
| <b>5. Burglary - Breaking or Entering</b>                          |    |   |                             |
| (a) Residence (Dwelling)   |    |   |                             |
| (1) Night (6 P.M. - 6 A.M.)  | 51 | 5                                       | \$15,700                    |
| (2) Day (6 A.M. - 6 P.M.)  | 52 | 1                                       |                             |
| (3) Unknown  | 53 | 2                                       | \$4,300                     |
| (b) Non-Residence (Store, Office, etc.)                            |    |   |                             |
| (1) Night (6 P.M. - 6 A.M.)  | 54 | 12                                      | \$7,090                     |
| (2) Day (6 A.M. - 6 P.M.)  | 55 |   |                             |
| (3) Unknown  | 56 | 2                                       | \$1,931                     |
| <b>TOTAL BURGLARY</b>  | 50 | 22                                      | \$29,021                    |
| <b>6. Larceny - Theft (Except Motor Vehicle Theft)</b>             |    |   |                             |
| (a) Over \$400   | 64 | 107                                     | \$289,363                   |
| (b) \$200 to \$400   | 61 | 49                                      | \$14,828                    |
| (c) \$50 to \$199  | 62 | 45                                      | \$4,595                     |
| (d) Under \$50   | 63 | 55                                      | \$727                       |
| <b>TOTAL LARCENY (Same as Item 6X)</b>                             | 60 | 256                                     | \$309,513                   |
| <b>7. Motor Vehicle Theft (Include Alleged Joy Ride)</b>           | 70 | 23                                      | \$154,060                   |
| <b>GRAND TOTAL - All Items</b>                                     | 77 |   | \$495,134                   |
| Additional Analysis of Larceny and Motor Vehicle Theft (6X and 7X) |    |   |                             |
| <b>6X. Nature of Larcenies Under Item 6</b>                        |    |   |                             |
| (a) Pocket-Picking   | 81 | 3                                       | \$2,472                     |
| (b) Purse-Snatching  | 82 | 2                                       | \$420                       |
| (c) Shoplifting  | 83 | 25                                      | \$3,038                     |
| (d) From Motor Vehicles (Except e)                                 | 84 | 124                                     | \$190,814                   |
| (e) Motor Vehicle Parts and Accessories                            | 85 | 5                                       | \$545                       |
| (f) Bicycles   | 86 | 25                                      | \$32,150                    |
| (g) From Buildings (Except c and h)                                | 87 | 18                                      | \$46,918                    |
| (h) From Any Coin-Operated Machine (Parking Meters, etc.)          | 88 |   |                             |
| (i) All Other  | 89 | 54                                      | \$33,156                    |
| <b>TOTAL LARCENIES (Same as Item 6)</b>                            | 80 | 256                                     | \$309,513                   |
| <b>7X. Motor Vehicles Recovered</b>                                |    |   |                             |
| (a) Stolen Locally and Recovered Locally                           | 91 | 13                                      |                             |
| (b) Stolen Locally and Recovered by Other Jurisdictions            | 92 | 6                                       |                             |
| (c) Total Locally Stolen Motor Vehicles Recovered                  | 90 | 19                                      |                             |
| (d) Stolen Out of Town, Recovered Locally                          | 93 | 5                                       |                             |


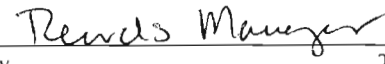
**MONTHLY REPORT OF OFFENSES KNOWN TO THE POLICE:  
SUPPLEMENT TO RETURN A**

**PROPERTY BY TYPE AND VALUE**

| Type of Property                       |           | Value of Property Stolen and Recovered In Your Jurisdiction |                  |
|--|-----------|---|------------------|
|  |           | Stolen  | Recovered        |
| (A) Currency, Notes, etc.              | 01        | \$73,578  | \$448            |
| (B) Jewelry and Precious Metals        | 02        | \$720   |                  |
| (C) Clothing and Furs                  | 03        | \$45,521  | \$566            |
| (D) Locally Stolen Motor Vehicles      | 04        | \$172,200   | \$163,700        |
| (E) Office Equipment                   | 05        | \$34,206  | \$4,100          |
| (F) Televisions, Radios, Stereos, etc. | 06        | \$35,028  |                  |
| (G) Firearms                           | 07        | \$500   |                  |
| (H) Household Goods                    | 08        |   |                  |
| (I) Consumable Goods                   | 09        | \$358   | \$113            |
| (J) Livestock                          | 10        |   |                  |
| (K) Miscellaneous                      | 11        | \$133,023   | \$9,631          |
| <b>TOTAL</b>                           | <b>00</b> | <b>\$495,134</b>  | <b>\$178,558</b> |

NOTE: Total of column (2) should agree with grand total (DATA ENTRY 77) shown on page 2. In column (3) include all property recovered even though stolen in prior months. The above is an accounting for only that property stolen in your jurisdiction. This will include property recovered for you by other jurisdictions but not property you recover for them.

**SANTA CRUZ PD**  
**155 CENTER ST**  
**SANTA CRUZ, CA 95060**  
 Agency and State  
**CA0440200**  
 Agency ID  
**56,000**  
 Population

Month and Year of Report: **06/16**  
  
 Signature \_\_\_\_\_ Date **7/6/16**  
**SCPD Admin**   
 Report Prepared by \_\_\_\_\_ Title  
**Kevin Vogel**  
 Chief



**MONTHLY REPORT OF OFFENSES KNOWN TO THE POLICE:  
 VIOLENT CRIMES COMMITTED AGAINST SENIOR CITIZENS**  
 In accordance with Senate concurrent resolution no. 64

---

| TYPE OF VIOLENT CRIME | VICTIMS AGE 60 OR OVER |
|-----------------------|------------------------|
| 1) HOMICIDE           |                        |
| 2) FORCIBLE RAPE      |                        |
| 3) ROBBERY            |                        |
| 4) AGGRAVATED ASSAULT | 2                      |
| 5) TOTAL              | 2                      |

SANTA CRUZ PD  
 155 CENTER ST  
 SANTA CRUZ, CA 95060  
 Agency and State  
 CA0440200  
 Agency ID  
 56,000  
 Population

Month and Year of Report: 06/16

  
 Signature \_\_\_\_\_ Date \_\_\_\_\_  
 SCPD Admin   
 Report Prepared by \_\_\_\_\_ Title \_\_\_\_\_  
 Kevin Vogel  
 Chief


**MONTHLY REPORT OF OFFENSES KNOWN TO THE POLICE:  
 DOMESTIC VIOLENCE-RELATED CALLS FOR ASSISTANCE  
 California Penal Code (PC) Section 13730 (a)**

---

| TYPE OF DATA                              | NUMBER    |
|---|-----------|
| TOTAL DOMESTIC VIOLENCE CALLS RECEIVED    | <b>30</b> |
| TOTAL CASES INVOLVING WEAPONS             | <b>2</b>  |
| <b>SUBTOTALS</b>                          |           |
| FIREARM                                   |           |
| KNIFE OR CUTTING INSTRUMENT               |           |
| OTHER DANGEROUS WEAPON                    |           |
| PERSONAL WEAPON (HANDS, FIST, FEET, ETC.) | <b>2</b>  |

**SANTA CRUZ PD**  
 155 CENTER ST  
 SANTA CRUZ, CA 95060  
 Agency and State  
**CA0440200**  
 Agency ID  
**56,000**  
 Population

Month and Year of Report: **06/16**

Signature  Date **7/6/16**

Report Prepared by **Kevin Vogel** Title **SCPD Admin**

Chief

**MONTHLY REPORT OF OFFENSES KNOWN TO THE  
POLICE:**

---

There was 1 case involving Hate Crimes for this compile period.


Case #s  
**16S-05302**

**SANTA CRUZ PD**  
**155 CENTER ST**  
**SANTA CRUZ, CA 95060**  
Agency and State

**CA0440200**  
Agency ID

**56,000**  
Population

Month and Year of Report: **06/16**

 7/6/16  
Signature Date

**SCPD Admin** Kevin Mungler  
Report Prepared by Title

**Kevin Vogel**  
Chief



# LAW ENFORCEMENT OFFICERS KILLED OR ASSAULTED

It is requested this report be completed and transmitted with monthly crime reports to: Director, Federal Bureau of Investigation, Uniform Crime Reports, Washington, D.C. 20535. This form should be used to report the number of your officers who were assaulted or killed in the line of duty during the month. Additional information concerning officers killed will be requested by a separate questionnaire.

## OFFICERS KILLED

Number of your law enforcement officers killed in the line of duty this month

By felonious act \_\_\_\_\_

By accident or negligence \_\_\_\_\_


## OFFICERS ASSAULTED (Do not include officers killed.)

| Type of Activity                   | Type of Weapon           |   |                         |                     |   | Type of Assignment  |                     |   |                              |   |       |   |  | Police Assaults Cleared |   |   |
|------------------------------------|--------------------------|---|-------------------------|---------------------|---|---------------------|---------------------|---|------------------------------|---|-------|---|--|-------------------------|---|---|
|                                    | Total Assaults by Weapon |   | Other Dangerous Weapons | Hands, Fists, Feet, |   | Two Officer Vehicle | One Officer Vehicle |   | Detective or Special Assign. |   | Other |   |  |                         |   |   |
|                                    | A                        | B |                         |                     |   |                     | C                   | D | E                            | F | G     | H |  |                         | I | J |
| 1. Responding to "Disturbance"     |                          |   |                         |                     |   |                     |                     |   |                              |   |       |   |  |                         |   |   |
| 2. Burglaries in Progress          |                          |   |                         |                     |   |                     |                     |   |                              |   |       |   |  |                         |   |   |
| 3. Robberies in Progress           |                          |   |                         |                     |   |                     |                     |   |                              |   |       |   |  |                         |   |   |
| 4. Attempting Other Arrests        |                          |   |                         |                     |   |                     |                     |   |                              |   |       |   |  |                         |   |   |
| 5. Civil Disorder                  |                          |   |                         |                     |   |                     |                     |   |                              |   |       |   |  |                         |   |   |
| 6. Handling Prisoners              | 2                        |   |                         |                     | 2 |                     |                     | 2 |                              |   |       |   |  |                         |   | 2 |
| 7. Suspicious Person/Circum.       |                          |   |                         |                     |   |                     |                     |   |                              |   |       |   |  |                         |   |   |
| 8. Ambush - No Warning             |                          |   |                         |                     |   |                     |                     |   |                              |   |       |   |  |                         |   |   |
| 9. Mentally Deranged               |                          |   |                         |                     |   |                     |                     |   |                              |   |       |   |  |                         |   |   |
| 10. Traffic Pursuits               |                          |   |                         |                     |   |                     |                     |   |                              |   |       |   |  |                         |   |   |
| 11. All Other                      |                          |   |                         |                     |   |                     |                     |   |                              |   |       |   |  |                         |   |   |
| 12. TOTAL (1-11)                   | 2                        |   |                         |                     | 2 |                     |                     | 2 |                              |   |       |   |  |                         |   | 2 |
| 13. Number With Personal Injury    |                          |   |                         |                     |   |                     |                     |   |                              |   |       |   |  |                         |   |   |
| 14. Number Without Personal Injury |                          |   |                         |                     | 2 |                     |                     |   |                              |   |       |   |  |                         |   |   |
| 15. Time of Assaults               | A.M.                     |   | 1                       |                     |   |                     |                     |   |                              |   |       |   |  |                         |   |   |
|                                    | P.M.                     |   |                         | 1                   |   |                     |                     |   |                              |   |       |   |  |                         |   |   |

12:01 2:00 4:00 6:00 8:00 10:00 12:00

**SANTA CRUZ PD**  
**155 CENTER ST**  
**SANTA CRUZ, CA 95060**  
 Agency and State  
**CA0440200**  
 Agency ID  
**56,000**  
 Population

Month and Year of Report: **06/16**

Signature  Date 7/6/16  
 Report Prepared by SCPD Admin Records Manager Title  
**Kevin Vogel**  
 Chief

MONTHLY REPORT OF  
**ANTI-REPRODUCTIVE RIGHTS CRIMES (ARRC)**  
SUMMARY WORKSHEET

|  |   |
|--|---|
| AGENCY<br><b>SANTA CRUZ PD</b>   |   |
| NCIC NUMBER<br><b>CA0440200</b>  | REPORTING MONTH/YEAR<br><b>06/2016</b>    |
| <input type="checkbox"/> THERE WERE ___ ARRCs REPORTED TO THIS DEPARTMENT FOR THIS MONTH (Attach Data Collection Worksheets)   |   |
| <input checked="" type="checkbox"/> THERE WERE NO ARRCs REPORTED TO THIS DEPARTMENT FOR THIS MONTH   |   |
| PREPARER'S NAME<br><b>SCPD Admin</b>   | TELEPHONE NUMBER<br><b>(831) 420-5874</b> |
| SUBMIT THIS SUMMARY SHEET WITH THE ARRC DATA COLLECTION WORKSHEET(S), IF ANY, TO<br><br>State of California<br>Department of Justice<br>CRIMINAL JUSTICE STATISTICS CENTER<br>P.O. Box 903427<br>Sacramento, CA 94203-4270 |   |

**Purpose:**

It is the intent of the Department of Justice to:

- \* Collect data on all crimes relating to violations of the Reproductive Rights Law Enforcement Act.
- \* Collect data on the threatened commission of anti-reproductive rights crimes and persons suspected of committing these crimes or making these threats.
- \*Distinguish between crimes of violence and non-violence.

**INSTRUCTIONS FOR COMPLETION:**

**SUBMIT ANTI-REPRODUCTIVE RIGHTS CRIMES (ARRC) AS DEFINED IN PENAL CODE SECTION 13776 (A). SEE REVERSE OF THIS FORM FOR PENAL CODE STATUTES TO BE USED WHEN COMPLETING THIS FORM.**

**NOTE:** It is the purpose of this legislation to collect data on any crime committed partly or wholly because the victim is a reproductive health services client, provider, or assistant, or a crime that is partly or wholly intended to intimidate the victim, or any other person or entity, or any class of persons or entities from becoming or remaining a reproductive health services client, provider or assistant.

**Requirement:**

This form should be submitted monthly whether or not an ARRC occurred.

**Frequency:**

Submit monthly, by the 10th working day for the preceding month (for example, July data should be submitted by the 10th working day in August).

**Reporting # of ARRCs:**

If there are ARRCs to be reported by your agency, check the first box and enter the total number of ARRCs for the reporting month. Attach Data Collection Worksheets for each ARRC report.

If there were no ARRCs to report, check the second box and submit the Summary Worksheet only.