

**PART I CRIMES (ACTUAL OFFENSES)  
SEPTEMBER 2016**

	SEPTEMBER		Percent Change	Year to Date		Percent Change
	2015	2016		2015	2016	
Homicide	0	2	200%	2	4	100%
Rape	2	7	250%	34	38	12%
Robbery	9	8	-11%	93	80	-14%
Aggravated Assault	31	35	13%	242	275	14%
Burglary	28	25	-11%	316	236	-25%
Larceny	223	236	6%	2144	2156	1%
Auto Theft	30	27	-10%	229	300	31%
Arson	2	1	-50%	16	5	-69%
Totals:	325	341	5%	3076	3094	1%

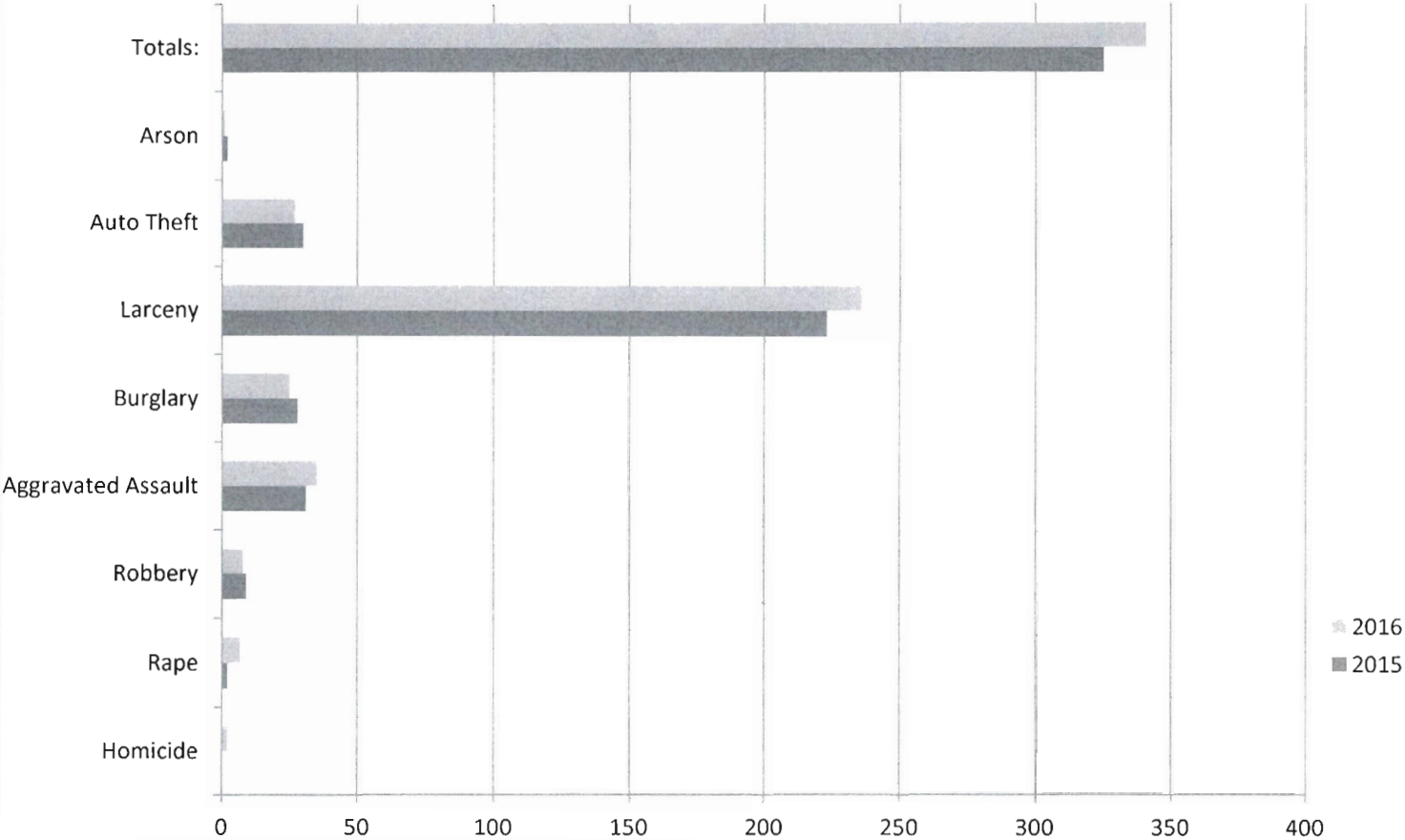
**PART I CRIMES - TWO YEAR COMPARISON**

	JAN 15	JAN 16	FEB 15	FEB 16	MAR 15	MAR 16	APR 15	APR 16	MAY 15	MAY 16	JUN 15	JUN 16
Homicide	0	1	0	0	0	0	1	0	0	0	0	0
Forcible Rape	5	1	0	3	3	2	3	3	8	7	6	7
Robbery	20	7	5	17	9	6	11	7	6	7	8	8
Aggravated Assault	27	49	21	29	13	31	24	18	39	25	25	32
Burglary	46	58	49	26	46	22	35	19	34	20	26	22
Larceny	278	268	182	159	244	306	207	236	171	196	306	256
Auto Theft	37	31	14	26	19	23	26	39	22	50	22	23
Arson	2	0	0	0	2	0	0	0	1	2	1	0
TOTALS:	415	415	271	260	336	390	307	322	281	307	394	348

	JUL 15	JUL 16	AUG 15	AUG 16	SEP 15	SEP 16	OCT 15	OCT 16	NOV 15	NOV 16	DEC 15	DEC 16
Homicide	1	0	0	1	0	2	0	0	0	0	0	0
Forcible Rape	6	6	1	2	2	7	6	0	2	0	2	0
Robbery	15	13	10	7	9	8	6	0	11	0	6	0
Assault	30	31	32	25	31	35	36	0	21	0	38	0
Burglary	25	19	27	25	28	25	30	0	46	0	39	0
Larceny	243	275	290	224	223	236	195	0	287	0	206	0
Auto Theft	26	48	33	33	30	27	14	0	32	0	25	0
Arson	6	1	2	1	2	1	1	0	0	0	6	0
TOTALS:	352	393	395	318	325	341	288	0	399	0	322	0

YEAR TO DATE TOTALS ARE NOT FINALIZED UNTIL THE END OF THE CALENDAR YEAR

## PART I CRIMES COMPARISON CHART SEPTEMBER 2015 - SEPTEMBER 2016



	Homicide	Rape	Robbery	Aggravated Assault	Burglary	Larceny	Auto Theft	Arson	Totals:
2016	2	7	8	35	25	236	27	1	341
2015	0	2	9	31	28	223	30	2	325

**MONTHLY REPORT OF OFFENSES KNOWN TO THE POLICE:**

1-720 (Rev. 02-22-13)

**RETURN A**

OMB No. 1110-0001

This report is authorized by law Title 28, Section 534, U.S. Code. Your cooperation in completing this form will assist the FBI, in compiling timely, comprehensive, and accurate data. Please submit this form monthly, by the seventh day after the close of the month, and any questions to the FBI, Criminal Justice Information Services Division, Attention: Uniform Crime Reports/Module E-3, 1000 Custer Hollow Road, Clarksburg, West Virginia, 26306; telephone 304-625-4830, facsimile 304-625-3566. Under the Paperwork Reduction Act, you are not required to complete this form unless it contains a valid OMB control number. The form takes approximately 10 minutes to complete. Instructions for preparing the form appear on the reverse side.

Expires 07-31-16

1 Classification of Offenses	2 Offenses Reported or Known to Police	3 Unfounded, i.e., False or Baseless Complaints	4 Number of Actual Offenses	5 Total Offenses Cleared by Arrest or Exceptional Means	6 Number of Clearances Involving Only Persons Under 18 Years of Age
<b>1. CRIMINAL HOMICIDE</b>					
a. Murder and Non-negligent Homicide	11	2	2		
b. Manslaughter by Negligence	12				
<b>2. RAPE TOTAL</b>					
a. Rape	20	7	7	2	
b. Attempt to Commit Rape	21	5	5		
	22	2	2	2	
Historical Rape (See instruction # 15 below)					
<b>3. ROBBERY TOTAL</b>					
a. Firearm	30	8	8	1	
b. Knife or Cutting Instrument	31	1	1		
c. Other Dangerous Weapon	32	1	1		
d. Strong-Arm (Hands, Fists, Feet, etc.)	33				
	34	6	6	1	
<b>4. ASSAULT TOTAL</b>					
a. Firearm	40	79	79	47	
b. Knife or Cutting Instrument	41	9	9	5	
c. Other Dangerous Weapon	42	1	1	1	
d. Strong-Arm (Hands, Fists, Feet, etc.)	43	16	16	10	
e. Other Assaults - Simple	44	9	9	6	
	45	44	44	25	
<b>5. BURGLARY TOTAL</b>					
a. Forcible Entry	50	25	25	2	
b. Unlawful Entry - No Force	51	16	16	2	
c. Attempted Forcible Entry	52	9	9		
	53				
<b>6. LARCENY - THEFT TOTAL</b>					
	60	236	236	30	
<b>7. MOTOR VEHICLE THEFT TOTAL</b>					
a. Autos	70	27	27	3	1
b. Trucks and Buses	71	22	22	3	1
c. Other Vehicles	72	3	3		
	73	2	2		
<b>GRAND TOTAL</b>	<b>77</b>	<b>384</b>	<b>384</b>	<b>85</b>	<b>1</b>

Checking any of the appropriate blocks below will eliminate your need to submit reports when the values are zero. This will also aid the national program in its quality control efforts.

- No Supplementary Homicide Report Submitted.
- No Supplement to Return A Submitted.
- No Law Enforcement Officers Killed or Assaulted.
- No Violent Crimes Against Seniors.
- No Hate Crimes.
- No Persons Under 18 Arrested.
- No Persons 18 or Over Arrested.
- No Arson Offenses Occurred.
- No Domestic Violence-Related Calls.
- No Anti-Reproduction Rights Crimes.


**SANTA CRUZ PD**  
**155 CENTER ST**  
**SANTA CRUZ, CA 95060**

Agency and State

**CA0440200**  
 Agency ID

**56,000**  
 Population

Month and Year of Report: **09/16**

  
 Signature Date  
**SCPD Admin** *Records Manager*  
 Report Prepared by Title  
**Kevin Vogel**  
 Chief

**MONTHLY REPORT OF OFFENSES KNOWN TO THE POLICE:  
SUPPLEMENT TO RETURN A**

**PROPERTY STOLEN BY CLASSIFICATION**

CLASSIFICATION		ACTUAL OFFENSES (Column 4, Return A)	VALUE OF PROPERTY STOLEN
<b>1. Murder/Nonnegligent Manslaughter</b>	12	2	
<b>2. Rape (Total)</b>	20	7	
<b>3. Robbery</b>			
(a) Highway (Streets, Alleys, etc.)	31		
(b) Commercial House (Except c, d, f)	32	1	
(c) Gas or Service Station	33		
(d) Convenience Store	34		
(e) Residence (Anywhere on the Premises)	35		
(f) Bank	36		
(g) Miscellaneous	37	7	\$4,893
<b>TOTAL ROBBERY</b>	30	8	\$4,893
<b>4. Assault (Not Applicable)</b>			
<b>5. Burglary - Breaking or Entering</b>			
(a) Residence (Dwelling)			
(1) Night (6 P.M. - 6 A.M.)	51	7	\$19,369
(2) Day (6 A.M. - 6 P.M.)	52	4	\$600
(3) Unknown	53	2	\$600
(b) Non-Residence (Store, Office, etc.)			
(1) Night (6 P.M. - 6 A.M.)	54	8	\$14,719
(2) Day (6 A.M. - 6 P.M.)	55	1	\$603
(3) Unknown	56	3	\$2,544
<b>TOTAL BURGLARY</b>	50	25	\$38,435
<b>6. Larceny - Theft (Except Motor Vehicle Theft)</b>			
(a) Over \$400	64	99	\$212,001
(b) \$200 to \$400	61	33	\$8,912
(c) \$50 to \$199	62	57	\$5,264
(d) Under \$50	63	47	\$539
<b>TOTAL LARCENY (Same as Item 6X)</b>	60	236	\$226,716
<b>7. Motor Vehicle Theft (Include Alleged Joy Ride)</b>	70	27	\$99,145
<b>GRAND TOTAL - All Items</b>	77		\$369,189
Additional Analysis of Larceny and Motor Vehicle Theft			
<b>6X. Nature of Larcenies Under Item 6</b>			
(a) Pocket-Picking	81		
(b) Purse-Snatching	82	1	\$265
(c) Shoplifting	83	24	\$2,139
(d) From Motor Vehicles (Except e)	84	104	\$125,423
(e) Motor Vehicle Parts and Accessories	85	9	\$320
(f) Bicycles	86	45	\$54,753
(g) From Buildings (Except c and h)	87	13	\$8,686
(h) From Any Coin-Operated Machine (Parking Meters, etc.)	88	1	\$7,500
(i) All Other	89	39	\$27,630
<b>TOTAL LARCENIES (Same as Item 6)</b>	80	236	\$226,716
<b>7X. Motor Vehicles Recovered</b>			
(a) Stolen Locally and Recovered Locally	91	17	
(b) Stolen Locally and Recovered by Other Jurisdictions	92	7	
(c) Total Locally Stolen Motor Vehicles Recovered	90	24	
(d) Stolen Out of Town, Recovered Locally	93	4	

**MONTHLY REPORT OF OFFENSES KNOWN TO THE  
POLICE:**

**PROPERTY BY TYPE AND VALUE**

Type of Property		Value of Property Stolen and Recovered In Your Jurisdiction	
		Stolen	Recovered
(A) Currency, Notes, etc.	01	\$20,518	
(B) Jewelry and Precious Metals	02	\$13,494	\$3,000
(C) Clothing and Furs	03	\$56,545	\$729
(D) Locally Stolen Motor Vehicles	04	\$96,150	\$162,300
(E) Office Equipment	05	\$23,433	\$800
(F) Televisions, Radios, Stereos, etc.	06	\$13,722	
(G) Firearms	07		
(H) Household Goods	08		
(I) Consumable Goods	09	\$103	\$99
(J) Livestock	10		
(K) Miscellaneous	11	\$145,224	\$10,110
<b>TOTAL</b>	<b>00</b>	<b>\$369,189</b>	<b>\$177,038</b>

NOTE: Total of column (2) should agree with grand total (DATA ENTRY 77) shown on page 2. In column (3) include all property recovered even though stolen in prior months. The above is an accounting for only that property stolen in your jurisdiction. This will include property recovered for you by other jurisdictions but not property you recover for them.

**SANTA CRUZ PD**  
155 CENTER ST  
SANTA CRUZ, CA 95060

Agency and State


**CA0440200**

Agency ID

**56,000**

Population

Month and Year of Report: **09/16**

Signature  Date 10/12/16  
**SCPD Admin** Reports Manager  
 Report Prepared by Title  
**Kevin Vogel**  
 Chief

# MONTHLY REPORT OF OFFENSES KNOWN TO THE POLICE:

## ARSON OFFENSES

This report is authorized by law Title 28, Section 534, United States Code, and the enactment of the fiscal year 1979, Department of Justice Authorization Bill S. 3151. While you are not required to respond, your cooperation in using this form to report all incidents of arson which become known to your department during the month will assist the FBI in compiling comprehensive, accurate data on


1 Property Classification	2 Offenses reported or known to police	3 Unfounded, i.e., false or baseless complaints	4 Number of actual offenses	5 Total offenses cleared by arrest or exceptional means	6 Number of clearances involving only persons under 18 years of age	7 Offenses where structures uninhabited, abandoned, or not normally in use	8 Estimated value of property damage
A. Single Occupancy Residential: Houses, Townhouses,							
B. Other Residential: Apartments, Tenements, Flats, Hotels, Motels, Inns, Dormitories, Boarding Houses, etc.							
C. Storage: Barns, Garages, Warehouses, etc.							
D. Industrial/Manufacturing							
E. Other Commercial: Stores, Restaurants, Offices, etc.							
F. Community/Public: Churches, Jails, Schools, Colleges,							
G. All Other Structures: Out Buildings, Monuments, Buildings Under Construction, etc.							
<b>TOTAL STRUCTURE</b>							
H. Motor Vehicles: Automobiles, Trucks, Buses, Motorcycles, etc.							
I. Other Mobile Property: Trailers, Recreational Vehicles, Airplanes, Boats, etc.							
<b>TOTAL MOBILE</b>							
J. Total Other: Crops, Timber, Fences, Signs, etc.							
<b>GRAND TOTAL</b>							

**SANTA CRUZ PD**  
**155 CENTER ST**  
**SANTA CRUZ, CA 95060**  
 Agency and State

**CA0440200**  
 Agency ID

**56,000**  
 Population

Month and Year of Report: **09/16**

Signature:  Date: 10/12/16

Report Prepared by: **Kevin Vogel** Title: **SCPD Admin**  
 Chief

**MONTHLY REPORT OF OFFENSES KNOWN TO THE POLICE:  
VIOLENT CRIMES COMMITTED AGAINST SENIOR CITIZENS**

**In accordance with Senate concurrent resolution no. 64**

---


<u>TYPE OF VIOLENT CRIME</u>	<u>VICTIMS AGE 60 OR OVER</u>
1) HOMICIDE	1
2) FORCIBLE RAPE	
3) ROBBERY	
4) AGGRAVATED ASSAULT	4
<hr/>	
5) TOTAL	5

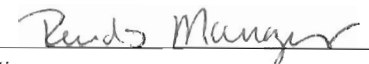
**SANTA CRUZ PD**  
155 CENTER ST  
SANTA CRUZ, CA 95060  
Agency and State

**CA0440200**  
Agency ID

**56,000**  
Population

Month and Year of Report: **09/16**

Signature  Date 10/12/16

**SCPD Admin**   
Report Prepared by Title

**Kevin Vogel**  
Chief

**MONTHLY REPORT OF OFFENSES KNOWN TO THE POLICE:  
 DOMESTIC VIOLENCE-RELATED CALLS FOR ASSISTANCE  
 California Penal Code (PC) Section 13730 (a)**

---


TYPE OF DATA	NUMBER
TOTAL DOMESTIC VIOLENCE CALLS RECEIVED	26
TOTAL CASES INVOLVING WEAPONS	3
<b>SUBTOTALS</b>	
FIREARM	
KNIFE OR CUTTING INSTRUMENT	
OTHER DANGEROUS WEAPON	3
PERSONAL WEAPON (HANDS, FIST, FEET, ETC.)	

**SANTA CRUZ PD**  
**155 CENTER ST**  
**SANTA CRUZ, CA 95060**  
 Agency and State

**CA0440200**  
 Agency ID

**56,000**  
 Population

Month and Year of Report: **09/16**

 10/12/16  
 Signature Date

**SCPD Admin** Kevin Vogel  
 Report Prepared by Title

**Kevin Vogel**  
 Chief



**MONTHLY REPORT OF OFFENSES KNOWN TO THE  
POLICE:**

---


There were no "Hate Crimes" reported to this department for this month.

**SANTA CRUZ PD**  
**155 CENTER ST**  
**SANTA CRUZ, CA 95060**  
Agency and State

**CA0440200**  
Agency ID

**56,000**  
Population

Month and Year of Report:

 10/12/16  
Signature Date

**SCPD Admin** *Records Manager*  
Report Prepared by Title

**Kevin Vogel**  
Chief

# LAW ENFORCEMENT OFFICERS KILLED OR ASSAULTED

It is requested this report be completed and transmitted with monthly crime reports to: Director, Federal Bureau of Investigation, Uniform Crime Reports, Washington, D.C. 20535. This form should be used to report the number of your officers who were assaulted or killed in the line of duty during the month. Additional information concerning officers killed will be requested by a separate

<b>OFFICERS KILLED</b>		By felonious act _____
Number of your law enforcement officers killed in the line of duty this month		By accident or negligence _____

## OFFICERS ASSAULTED (Do not include officers killed.)

Type of Activity	Type of Weapon					Type of Assignment						Police Assaults Cleared		
	Total Assaults by Weapon	Firearm	Knife	Other Dangerous Weapons	Hands, Fists, Feet,	Two Officer Vehicle	One Officer Vehicle	Detective or Special Assign.	Other	Alone	Assisted		Alone	Assisted
	A	B	C	D	E	F	G	H	I	J	K		L	M
1. Responding to "Disturbance"														
2. Burglaries in Progress														
3. Robberies in Progress														
4. Attempting Other Arrests	1				1			1						1
5. Civil Disorder														
6. Handling Prisoners	3				3		1	2						3
7. Suspicious Person/Circum.														
8. Ambush - No Warning														
9. Mentally Deranged														
10. Traffic Pursuits														
11. All Other														
12. TOTAL (1-11)	4				4		1	3						4
13. Number With Personal Injury					1									
14. Number Without Personal Injury					3									
15. Time of Assaults	A.M.													1
	P.M.		2	1										


12:01 2:00 4:00 6:00 8:00 10:00 12:00

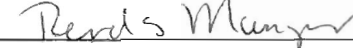
**SANTA CRUZ PD**  
**155 CENTER ST**  
**SANTA CRUZ, CA 95060**  
 Agency and State

**CA0440200**  
 Agency ID

**56,000**  
 Population

Month and Year of Report: **09/16**

Signature  Date **10/12/16**

**SCPD Admin**   
 Report Prepared by Title

**Kevin Vogel**  
 Chief

MONTHLY REPORT OF  
**ANTI-REPRODUCTIVE RIGHTS CRIMES (ARRC)**  
SUMMARY WORKSHEET

AGENCY <b>SANTA CRUZ PD</b>	
NCIC NUMBER <b>CA0440200</b>	REPORTING MONTH/YEAR <b>09/2016</b>
<input type="checkbox"/> THERE WERE ___ ARRCs REPORTED TO THIS DEPARTMENT FOR THIS MONTH (Attach Data Collection Worksheets)  <input checked="" type="checkbox"/> THERE WERE NO ARRCs REPORTED TO THIS DEPARTMENT FOR THIS MONTH	
PREPARER'S NAME <b>SCPD Admin</b>	TELEPHONE NUMBER <b>(831) 420-5874</b>
SUBMIT THIS SUMMARY SHEET WITH THE ARRC DATA COLLECTION WORKSHEET(S), IF ANY, TO  State of California Department of Justice <b>CRIMINAL JUSTICE STATISTICS CENTER</b> P.O. Box 903427 Sacramento, CA 94203-4270  <b>ATTN: Anti-Reproductive Rights Crimes</b>	

**Purpose:**

It is the intent of the Department of Justice to:

- \* Collect data on all crimes relating to violations of the Reproductive Rights Law Enforcement Act.
- \* Collect data on the threatened commission of anti-reproductive rights crimes and persons suspected of committing these crimes or making these threats.
- \*Distinguish between crimes of violence and non-violence.

**INSTRUCTIONS FOR COMPLETION:**

**SUBMIT ANTI-REPRODUCTIVE RIGHTS CRIMES (ARRC) AS DEFINED IN PENAL CODE SECTION 13776 (A). SEE REVERSE OF THIS FORM FOR PENAL CODE STATUTES TO BE USED WHEN COMPLETING THIS FORM.**

**NOTE:** It is the purpose of this legislation to collect data on any crime committed partly or wholly because the victim is a reproductive health services client, provider, or assistant, or a crime that is partly or wholly intended to intimidate the victim, or any other person or entity, or any class of persons or entities from becoming or remaining a reproductive health services client, provider or assistant.

**Requirement:**

This form should be submitted monthly whether or not an ARRC occurred.

**Frequency:**

Submit monthly, by the 10th working day for the preceding month (for example, July data should be submitted by the 10th working day in August).

**Reporting # of ARRCs:**

If there are ARRCs to be reported by your agency, check the first box and enter the total number of ARRCs for the reporting month. Attach Data Collection Worksheets for each ARRC report.

If there were no ARRCs to report, check the second box and submit the Summary Worksheet only.