

**PART I CRIMES (ACTUAL OFFENSES)**  
**OCTOBER 2016**

	OCTOBER		Percent Change	Year to Date		Percent Change
	2015	2016		2015	2016	
Homicide	0	0	0	2	4	100%
Rape	6	2	-67%	40	40	0%
Robbery	6	11	83%	99	91	-8%
Aggravated Assault	36	33	-8%	278	308	11%
Burglary	30	35	17%	346	271	-22%
Larceny	195	261	34%	2339	2417	3%
Auto Theft	14	25	79%	243	325	34%
Arson	1	2	100%	17	7	-59%
Totals:	288	369	28%	3364	3463	3%

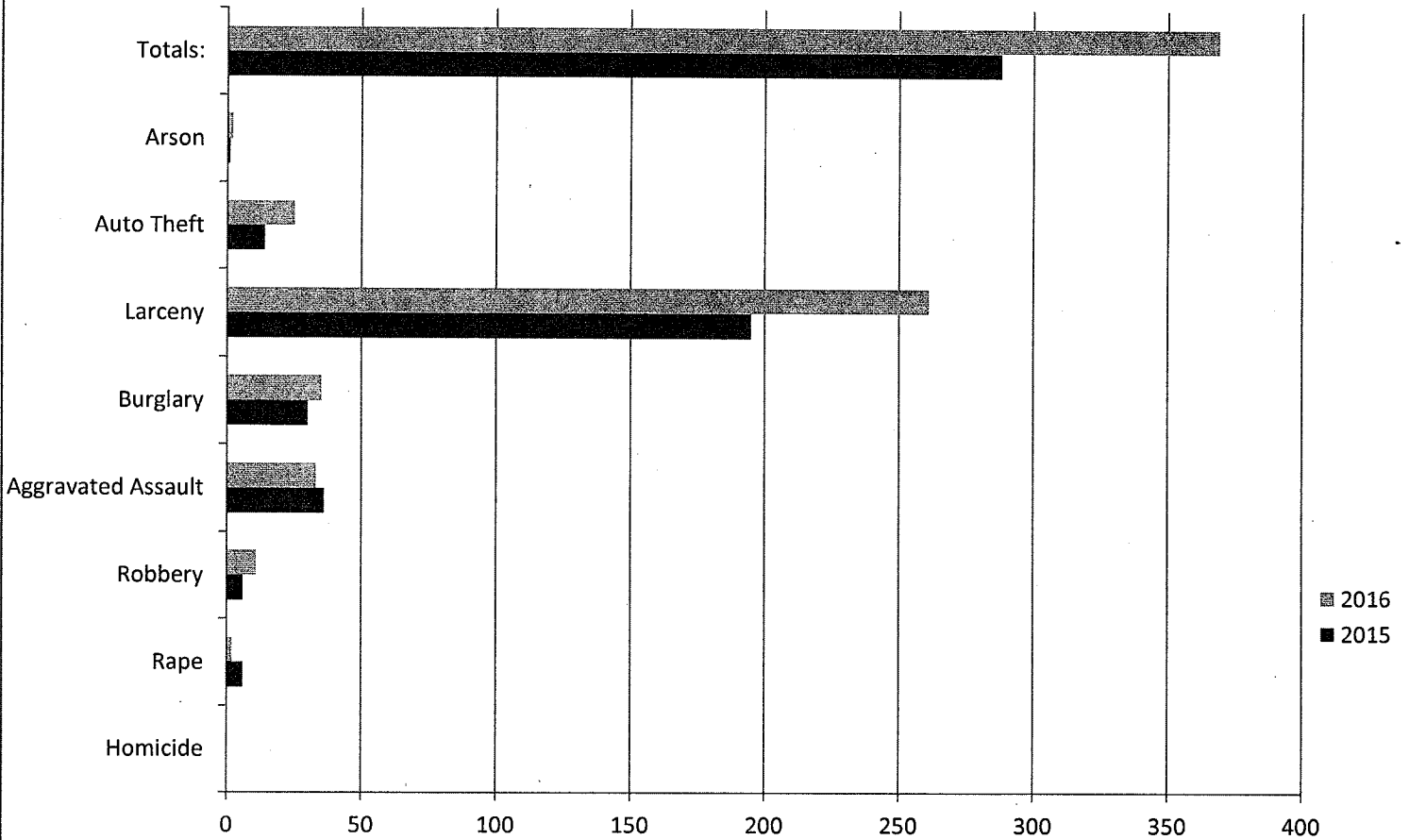
**PART I CRIMES - TWO YEAR COMPARISON**

	JAN 15	JAN 16	FEB 15	FEB 16	MAR 15	MAR 16	APR 15	APR 16	MAY 15	MAY 16	JUN 15	JUN 16
Homicide	0	1	0	0	0	0	1	0	0	0	0	0
Forcible Rape	5	1	0	3	3	2	3	3	8	7	6	7
Robbery	20	7	5	17	9	6	11	7	6	7	8	8
Aggravated Assault	27	49	21	29	13	31	24	18	39	25	25	32
Burglary	46	58	49	26	46	22	35	19	34	20	26	22
Larceny	278	268	182	159	244	306	207	236	171	196	306	256
Auto Theft	37	31	14	26	19	23	26	39	22	50	22	23
Arson	2	0	0	0	2	0	0	0	1	2	1	0
TOTALS:	415	415	271	260	336	390	307	322	281	307	394	348

	JUL 15	JUL 16	AUG 15	AUG 16	SEP 15	SEP 16	OCT 15	OCT 16	NOV 15	NOV 16	DEC 15	DEC 16
Homicide	1	0	0	1	0	2	0	0	0	0	0	0
Forcible Rape	6	6	1	2	2	7	6	2	2	0	2	0
Robbery	15	13	10	7	9	8	6	11	11	0	6	0
Assault	30	31	32	25	31	35	36	33	21	0	38	0
Burglary	25	19	27	25	28	25	30	35	46	0	39	0
Larceny	243	275	290	224	223	236	195	261	287	0	206	0
Auto Theft	26	48	33	33	30	27	14	25	32	0	25	0
Arson	6	1	2	1	2	1	1	2	0	0	6	0
TOTALS:	352	393	395	318	325	341	288	369	399	0	322	0

YEAR TO DATE TOTALS ARE NOT FINALIZED UNTIL THE END OF THE CALENDAR YEAR

## PART I CRIMES COMPARISON CHART OCTOBER 2015 - OCTOBER 2016



	Homicide	Rape	Robbery	Aggravated Assault	Burglary	Larceny	Auto Theft	Arson	Totals:
■ 2016	0	2	11	33	35	261	25	2	369
■ 2015	0	6	6	36	30	195	14	1	288

**MONTHLY REPORT OF OFFENSES KNOWN TO THE POLICE:**

1-720 (Rev. 02-22-13)

**RETURN A**

OMB No. 1110-0001

Expires 07-31-16

This report is authorized by law Title 28, Section 534, U.S. Code. Your cooperation in completing this form will assist the FBI, in compiling timely, comprehensive, and accurate data. Please submit this form monthly, by the seventh day after the close of the month, and any questions to the FBI, Criminal Justice Information Services Division, Attention: Uniform C Reports/Module E-3, 1000 Custer Hollow Road, Clarksburg, West Virginia, 26306; telephone 304-625-4830, facsimile 304-625-3566. Under Paperwork Reduction Act, you are not required to complete this form unless it contains a valid OMB control number. The form takes approximate minutes to complete. Instructions for preparing the form appear on the reverse side.

1 Classification of Offenses	2 Offenses Reported or Known to Police	3 Unfounded, i.e., False or Baseless Complaints	4 Number of Actual Offenses	5 Total Offenses Cleared by Arrest or Exceptional Means	6 Number of Clearances Involving Only Persons Under 18 Years of Age
<b>1. CRIMINAL HOMICIDE</b>					
a. Murder and Non-negligent Homicide	11	1	1		
b. Manslaughter by Negligence	12				
<b>2. RAPE TOTAL</b>					
a. Rape	20	2	2		
b. Attempt to Commit Rape	21	2	2		
	22				
Historical Rape (See instruction #15 below)					
<b>3. ROBBERY TOTAL</b>					
a. Firearm	30	11	11	2	
b. Knife or Cutting Instrument	31	2	2	1	
c. Other Dangerous Weapon	32	2	2		
d. Strong-Arm (Hands, Fists, Feet, etc.)	33	2	2	1	
	34	5	5		
<b>4. ASSAULT TOTAL</b>					
a. Firearm	40	72	72	38	
b. Knife or Cutting Instrument	41	3	3	3	
c. Other Dangerous Weapon	42	3	3	2	
d. Strong-Arm (Hands, Fists, Feet, etc.)	43	13	13	4	
e. Other Assaults - Simple	44	14	14	11	
	45	39	39	18	
<b>5. BURGLARY TOTAL</b>					
a. Forcible Entry	50	35	35	2	
b. Unlawful Entry - No Force	51	14	14		
c. Attempted Forcible Entry	52	20	20	2	
	53	1	1		
<b>6. LARCENY - THEFT TOTAL</b>					
	60	261	261	29	1
<b>7. MOTOR VEHICLE THEFT TOTAL</b>					
a. Autos	70	25	25	4	
b. Trucks and Buses	71	17	17	3	
c. Other Vehicles	72	3	3	1	
	73	5	5		
<b>GRAND TOTAL</b>	77	406	1	406	75
					1


Checking any of the appropriate blocks below will eliminate your need to submit reports when the values are zero. This will also aid the national program in its quality control efforts.

- No Supplementary Homicide Report Submitted.
- No Supplement to Return A Submitted.
- No Law Enforcement Officers Killed or Assaulted.
- No Violent Crimes Against Seniors.
- No Hate Crimes.
- No Persons Under 18 Arrested.
- No Persons 18 or Over Arrested.
- No Arson Offenses Occurred.
- No Domestic Violence-Related Calls.
- No Anti-Reproduction Rights Crimes.

**SANTA CRUZ PD**  
**155 CENTER ST**  
**SANTA CRUZ, CA 95060**  
 Agency and State

**CA0440200**  
 Agency ID  
**56,000**  
 Population

Month and Year of Report: **10/16**

  
 Signature 11/8/16 Date  
**SCPD Admin** *Rewards Manager*  
 Report Prepared by Title

**Kevin Vogel**  
 Chief

**MONTHLY REPORT OF OFFENSES KNOWN TO THE POLICE:  
SUPPLEMENT TO RETURN A**

**PROPERTY STOLEN BY CLASSIFICATION**

CLASSIFICATION		ACTUAL OFFENSES (Column 4, Return A)	VALUE OF PROPERTY STOLEN
<b>1. Murder/Nonnegligent Manslaughter</b>	12		
<b>2. Rape (Total)</b>	20	2	
<b>3. Robbery</b>			
(a) Highway (Streets, Alleys, etc.)	31		
(b) Commercial House (Except c, d, f)	32		
(c) Gas or Service Station	33	1	\$2
(d) Convenience Store	34		
(e) Residence (Anywhere on the Premises)	35		
(f) Bank	36		
(g) Miscellaneous	37	10	\$2,427
<b>TOTAL ROBBERY</b>	30	11	\$2,429
<b>4. Assault (Not Applicable)</b>			
<b>5. Burglary - Breaking or Entering</b>			
(a) Residence (Dwelling)			
(1) Night (6 P.M. - 6 A.M.)	51	9	\$27,940
(2) Day (6 A.M. - 6 P.M.)	52	6	\$13,970
(3) Unknown	53	5	\$5,674
(b) Non-Residence (Store, Office, etc.)			
(1) Night (6 P.M. - 6 A.M.)	54	11	\$4,354
(2) Day (6 A.M. - 6 P.M.)	55	2	\$1,315
(3) Unknown	56	2	\$2,879
<b>TOTAL BURGLARY</b>	50	35	\$56,132
<b>6. Larceny - Theft (Except Motor Vehicle Theft)</b>			
(a) Over \$400	64	103	\$429,094
(b) \$200 to \$400	61	49	\$14,536
(c) \$50 to \$199	62	46	\$4,292
(d) Under \$50	63	63	\$1,044
<b>TOTAL LARCENY (Same as Item 6X)</b>	60	261	\$448,966
<b>7. Motor Vehicle Theft (Include Alleged Joy Ride)</b>	70	25	\$119,999
<b>GRAND TOTAL - All Items</b>	77		\$627,526
Additional Analysis of Larceny and Motor Vehicle Theft			
<b>6X. Nature of Larcenies Under Item 6</b>			
(a) Pocket-Picking	81	2	\$903
(b) Purse-Snatching	82	2	\$1,299
(c) Shoplifting	83	34	\$2,351
(d) From Motor Vehicles (Except e)	84	124	\$292,952
(e) Motor Vehicle Parts and Accessories	85	8	\$5,911
(f) Bicycles	86	31	\$36,638
(g) From Buildings (Except c and h)	87	21	\$11,777
(h) From Any Coin-Operated Machine (Parking Meters, etc.)	88	1	\$324
(i) All Other	89	38	\$96,811
<b>TOTAL LARCENIES (Same as Item 6)</b>	80	261	\$448,966
<b>7X. Motor Vehicles Recovered</b>			
(a) Stolen Locally and Recovered Locally	91	16	
(b) Stolen Locally and Recovered by Other Jurisdictions	92	2	
(c) Total Locally Stolen Motor Vehicles Recovered	90	18	
(d) Stolen Out of Town, Recovered Locally	93	6	

**MONTHLY REPORT OF OFFENSES KNOWN TO THE POLICE:  
SUPPLEMENT TO RETURN A**


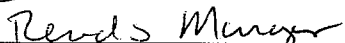
**PROPERTY BY TYPE AND VALUE**

Type of Property		Value of Property Stolen and Recovered In Your Jurisdiction	
		Stolen	Recovered
(A) Currency, Notes, etc.	01	\$90,866	
(B) Jewelry and Precious Metals	02	\$2,298	
(C) Clothing and Furs	03	\$19,384	\$1,304
(D) Locally Stolen Motor Vehicles	04	\$118,379	\$124,199
(E) Office Equipment	05	\$47,596	\$890
(F) Televisions, Radios, Stereos, etc.	06	\$12,695	\$130
(G) Firearms	07		
(H) Household Goods	08		
(I) Consumable Goods	09	\$386	\$223
(J) Livestock	10		
(K) Miscellaneous	11	\$335,022	\$10,876
<b>TOTAL</b>	<b>00</b>	<b>\$626,626</b>	<b>\$137,622</b>

NOTE: Total of column (2) should agree with grand total (DATA ENTRY 77) shown on page 2. In column (3) include all property recovered even though stolen in prior months. The above is an accounting for only that property stolen in your jurisdiction. This will include property recovered for you by other jurisdictions but not property you recover for them.

SANTA CRUZ PD  
155 CENTER ST  
SANTA CRUZ, CA 95060  
Agency and State  
CA0440200  
Agency ID  
56,000  
Population

Month and Year of Report: 10/16

Signature  Date 11/8/16  
 SCPD Admin   
 Report Prepared by Title  
 Kevin Vogel  
 Chief

# MONTHLY REPORT OF OFFENSES KNOWN TO THE POLICE:


## ARSON OFFENSES

This report is authorized by law Title 28, Section 534, United States Code, and the enactment of the fiscal year 1979, Department of Justice Authorization Bill S. 3151. While you are not required to respond, your cooperation in using this form to report all incidents of arson which become known to your department during the month will assist the FBI in compiling comprehensive, accurate data on a timely basis.

1 Property Classification	2 Offenses reported or known to police	3 Unfounded, i.e., false or baseless complaints	4 Number of actual offenses	5 Total offenses cleared by arrest or exceptional means	6 Number of clearances involving only persons under 18 years of age	7 Offenses where structures uninhabited, abandoned, or not normally in use	8 Estimated value of property damage
A. Single Occupancy Residential: Houses, Townhouses, Duplexes, etc.							
B. Other Residential: Apartments, Tenements, Flats, Hotels, Motels, Inns, Dormitories, Boarding Houses, etc.							
C. Storage: Barns, Garages, Warehouses, etc.	1		1				\$200
D. Industrial/Manufacturing							
E. Other Commercial: Stores, Restaurants, Offices, etc.							
F. Community/Public: Churches, Jails, Schools, Colleges, Hospitals, etc.							
G. All Other Structures: Out Buildings, Monuments, Buildings Under Construction, etc.							
<b>TOTAL STRUCTURE</b>	1		1				\$200
H. Motor Vehicles: Automobiles, Trucks, Buses, Motorcycles, etc. UCR Definition							
I. Other Mobile Property: Trailers, Recreational Vehicles, Airplanes, Boats, etc.							
<b>TOTAL MOBILE</b>							
J. Total Other: Crops, Timber, Fences, Signs, etc.	1		1				\$1
<b>GRAND TOTAL</b>	2		2				\$201

SANTA CRUZ PD  
155 CENTER ST  
SANTA CRUZ, CA 95060  
Agency and State  
CA0440200  
Agency ID  
56,000  
Population

Month and Year of Report: 10/16

Signature:  Date: 11/8/16  
Report Prepared by: Kevin Vogel Title: SCPD Admin  
Chief

**MONTHLY REPORT OF OFFENSES KNOWN TO THE POLICE:  
VIOLENT CRIMES COMMITTED AGAINST SENIOR CITIZENS**

In accordance with Senate concurrent resolution no. 64


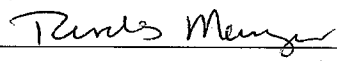
TYPE OF VIOLENT CRIME	VICTIMS AGE 60 OR OVER
1) HOMICIDE	
2) FORCIBLE RAPE	
3) ROBBERY	1
4) AGGRAVATED ASSAULT	7
5) TOTAL	8

SANTA CRUZ PD  
155 CENTER ST  
SANTA CRUZ, CA 95060  
Agency and State

CA0440200  
Agency ID

56,000  
Population

Month and Year of Report: 10/16

  
Signature \_\_\_\_\_ Date 11/8/16  
SCPD Admin   
Report Prepared by \_\_\_\_\_ Title  
Kevin Vogel  
Chief

**MONTHLY REPORT OF OFFENSES KNOWN TO THE POLICE:  
DOMESTIC VIOLENCE-RELATED CALLS FOR ASSISTANCE  
California Penal Code (PC) Section 13730 (a)**

---

<u>TYPE OF DATA</u>	<u>NUMBER</u>
TOTAL DOMESTIC VIOLENCE CALLS RECEIVED	<b>40</b>
TOTAL CASES INVOLVING WEAPONS	<b>2</b>
<hr/>	
<b>SUBTOTALS</b>	
<hr/>	
FIREARM	
KNIFE OR CUTTING INSTRUMENT	<b>1</b>
OTHER DANGEROUS WEAPON	
PERSONAL WEAPON (HANDS, FIST, FEET, ETC.)	<b>1</b>

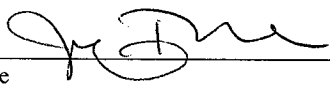
---

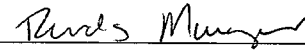
**SANTA CRUZ PD**  
**155 CENTER ST**  
**SANTA CRUZ, CA 95060**  
Agency and State

**CA0440200**  
Agency ID

**56,000**  
Population

Month and Year of Report: **10/16**

  
Signature \_\_\_\_\_ Date **11/8/16**

**SCPD Admin**   
Report Prepared by \_\_\_\_\_ Title

**Kevin Vogel**  
Chief



**MONTHLY REPORT OF OFFENSES KNOWN TO THE POLICE:  
HATE CRIMES**


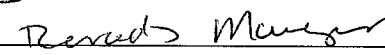
---

There were 2 cases involving Hate Crimes for this compile period.

Case #s  
**16S-08302**  
**16S-08661**

**SANTA CRUZ PD**  
**155 CENTER ST**  
**SANTA CRUZ, CA 95060**  
Agency and State  
**CA0440200**  
Agency ID  
**56,000**  
Population

Month and Year of Report: **10/16**

  
Signature \_\_\_\_\_ Date **11/8/16**  
**SCPD Admin**   
Report Prepared by \_\_\_\_\_ Title  
**Kevin Vogel**  
Chief

MONTHLY REPORT OF  
**ANTI-REPRODUCTIVE RIGHTS CRIMES (ARRC)**  
SUMMARY WORKSHEET

<small>AGENCY</small> <p style="text-align: center;"><b>SANTA CRUZ PD</b></p>	
<small>NCIC NUMBER</small> <p style="text-align: center;"><b>CA0440200</b></p>	<small>REPORTING MONTH/YEAR</small> <p style="text-align: center;"><b>10/2016</b></p>
<input type="checkbox"/> THERE WERE ___ ARRCs REPORTED TO THIS DEPARTMENT FOR THIS MONTH (Attach Data Collection Worksheets)  <input checked="" type="checkbox"/> THERE WERE NO ARRCs REPORTED TO THIS DEPARTMENT FOR THIS MONTH	
<small>PREPARER'S NAME</small> <p style="text-align: center;"><b>SCPD Admin</b></p>	<small>TELEPHONE NUMBER</small> <p style="text-align: center;"><b>(831) 420-5874</b></p>
<small>SUBMIT THIS SUMMARY SHEET WITH THE ARRC DATA COLLECTION WORKSHEET(S), IF ANY, TO</small>  State of California Department of Justice <b>CRIMINAL JUSTICE STATISTICS CENTER</b> P.O. Box 903427 Sacramento, CA 94203-4270  <b>ATTN: Anti-Reproductive Rights Crimes</b>	

**Purpose:**

It is the intent of the Department of Justice to:

- \* Collect data on all crimes relating to violations of the Reproductive Rights Law Enforcement Act.
- \* Collect data on the threatened commission of anti-reproductive rights crimes and persons suspected of committing these crimes or making these threats.
- \*Distinguish between crimes of violence and non-violence.

**INSTRUCTIONS FOR COMPLETION:**

**SUBMIT ANTI-REPRODUCTIVE RIGHTS CRIMES (ARRC) AS DEFINED IN PENAL CODE SECTION 13776 (A). SEE REVERSE OF THIS FORM FOR PENAL CODE STATUTES TO BE USED WHEN COMPLETING THIS FORM.**

**NOTE:** It is the purpose of this legislation to collect data on any crime committed partly or wholly because the victim is a reproductive health services client, provider, or assistant, or a crime that is partly or wholly intended to intimidate the victim, or any other person or entity, or any class of persons or entities from becoming or remaining a reproductive health services client, provider or assistant.

**Requirement:**

This form should be submitted monthly whether or not an ARRC occurred.

**Frequency:**

Submit monthly, by the 10th working day for the preceding month (for example, July data should be submitted by the 10th working day in August).

**Reporting # of ARRCs:**

If there are ARRCs to be reported by your agency, check the first box and enter the total number of ARRCs for the reporting month. Attach Data Collection Worksheets for each ARRC report.

If there were no ARRCs to report, check the second box and submit the Summary Worksheet only.