

**PART I CRIMES (ACTUAL OFFENSES)
NOVEMBER 2017**

	NOVEMBER		Percent Change	Year to Date		Percent Change
	2016	2017		2016	2017	
Homicide	0	0	0	4	1	-75%
Rape	4	2	-50%	44	56	27%
Robbery	8	7	-13%	99	96	-3%
Aggravated Assault	27	18	-33%	335	238	-29%
Burglary	39	37	-5%	310	382	23%
Larceny	237	206	-13%	2654	2678	1%
Auto Theft	33	25	-24%	358	339	-5%
Arson	2	4	100%	9	26	189%
Totals:	350	299	-15%	3813	3816	0%

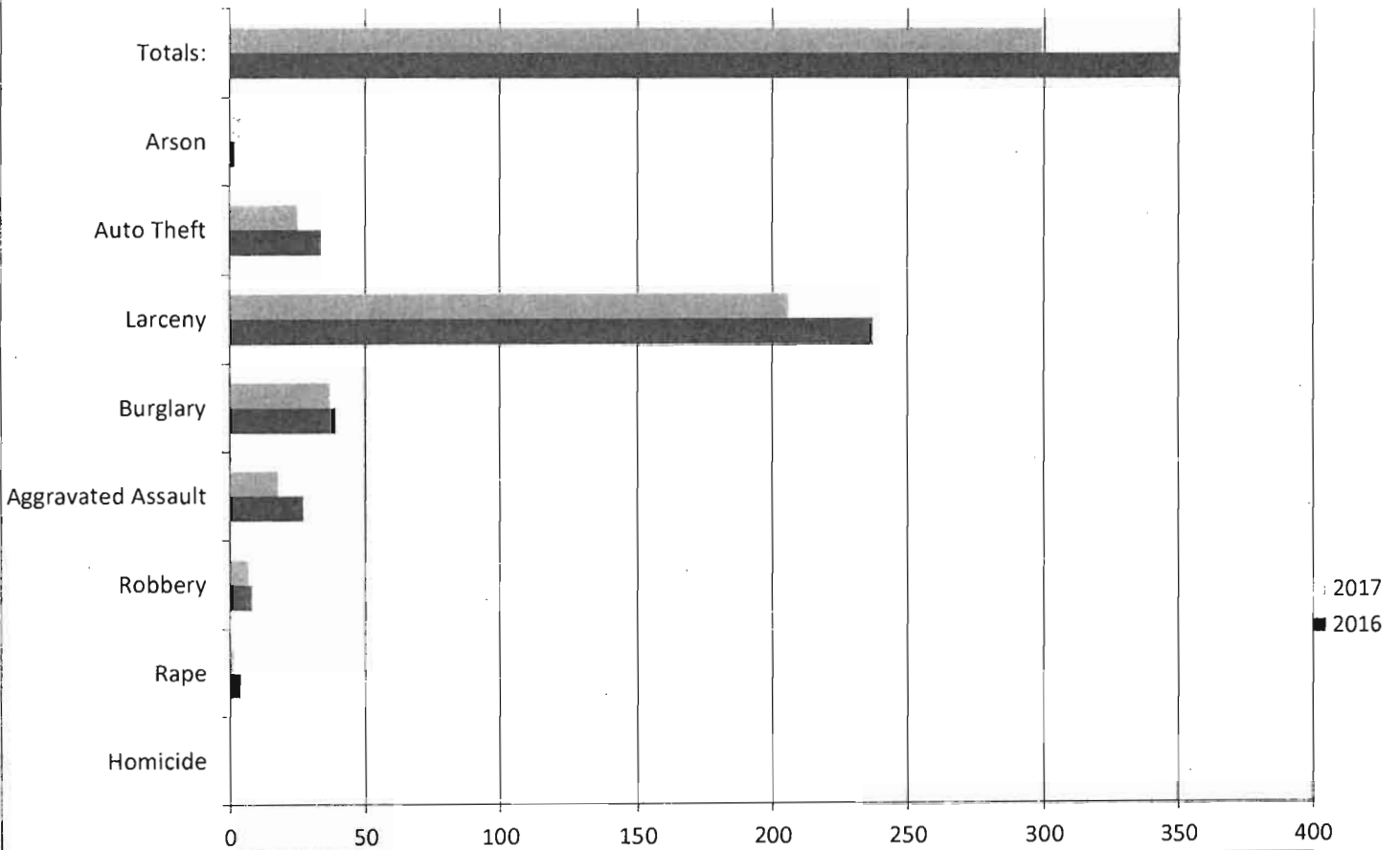
PART I CRIMES - TWO YEAR COMPARISON

	JAN 16	JAN 17	FEB 16	FEB 17	MAR 16	MAR 17	APR 16	APR 17	MAY 16	MAY 17	JUN 16	JUN 17
Homicide	1	0	0	0	0	0	0	0	0	0	0	0
Forcible Rape	1	4	3	3	2	11	3	6	7	5	7	10
Robbery	7	9	17	9	6	15	7	9	7	7	8	6
Aggravated Assault	49	14	29	13	31	16	18	22	25	24	32	39
Burglary	58	42	26	32	22	39	19	30	20	40	22	28
Larceny	268	221	159	199	306	241	236	271	196	258	256	247
Auto Theft	31	37	26	28	23	31	39	39	50	40	23	43
Arson	0	1	0	0	0	0	0	1	2	0	0	4
TOTALS:	415	328	260	284	390	353	322	378	307	374	348	377

	JUL 16	JUL 17	AUG 16	AUG 17	SEP 16	SEP 17	OCT 16	OCT 17	NOV 16	NOV 17	DEC 16	DEC 17
Homicide	0	0	1	0	2	0	0	1	0	0	0	0
Forcible Rape	6	2	2	9	7	2	2	2	4	2	1	0
Robbery	13	9	7	8	8	13	11	4	8	7	7	0
Assault	31	22	25	27	35	27	33	16	27	18	31	0
Burglary	19	17	25	31	25	47	35	39	39	37	44	0
Larceny	275	231	224	328	236	254	261	222	237	206	220	0
Auto Theft	48	26	33	28	27	23	25	19	33	25	24	0
Arson	1	9	1	2	1	3	2	2	2	4	1	0
TOTALS:	393	316	318	433	341	369	369	305	350	299	328	0

YEAR TO DATE TOTALS ARE NOT FINALIZED UNTIL THE END OF THE CALENDAR YEAR

PART I CRIMES COMPARISON CHART NOVEMBER 2016 - NOVEMBER 2017



	Homicide	Rape	Robbery	Aggravated Assault	Burglary	Larceny	Auto Theft	Arson	Totals:
2017	0	2	7	18	37	206	25	4	299
2016	0	4	8	27	39	237	33	2	350

MONTHLY REPORT OF OFFENSES KNOWN TO THE POLICE:

1-720 (Rev. 02-22-13)

RETURN A

OMB No. 1110-0001

This report is authorized by law Title 28, Section 534, U.S. Code. Your cooperation in completing this form will assist the FBI, in compiling timely, comprehensive, and accurate data. Please submit this form monthly, by the seventh day after the close of the month, and any questions to the FBI, Criminal Justice Information Services Division, Attention: Uniform C Reports/Module E-3, 1000 Custer Hollow Road, Clarksburg, West Virginia, 26306; telephone 304-625-4830, facsimile 304-625-3566. Under Paperwork Reduction Act, you are not required to complete this form unless it contains a valid OMB control number. The form takes approximate minutes to complete. Instructions for preparing the form appear on the reverse side.

Expires 07-31-16

1 Classification of Offenses	2 Offenses Reported or Known to Police	3 Unfounded, i.e., False or Baseless Complaints	4 Number of Actual Offenses	5 Total Offenses Cleared by Arrest or Exceptional Means	6 Number of Clearances Involving Only Persons Under 18 Years of Age
1. CRIMINAL HOMICIDE					
a. Murder and Non-negligent Homicide	11				
b. Manslaughter by Negligence	12				
2. RAPE TOTAL	20	2	2		
a. Rape	21	1	1		
b. Attempt to Commit Rape	22	1	1		
Historical Rape (See instruction #15 below)					
3. ROBBERY TOTAL	30	7	7	3	
a. Firearm	31	2	2		
b. Knife or Cutting Instrument	32				
c. Other Dangerous Weapon	33				
d. Strong-Arm (Hands, Fists, Feet, etc.)	34	5	5	3	
4. ASSAULT TOTAL	40	71	71	39	
a. Firearm	41	5	5		
b. Knife or Cutting Instrument	42	5	5	3	
c. Other Dangerous Weapon	43	5	5	3	
d. Strong-Arm (Hands, Fists, Feet, etc.)	44	3	3	1	
e. Other Assaults - Simple	45	53	53	32	
5. BURGLARY TOTAL	50	37	37	3	
a. Forcible Entry	51	15	15		
b. Unlawful Entry - No Force	52	22	22	3	
c. Attempted Forcible Entry	53				
6. LARCENY - THEFT TOTAL	60	206	206	26	1
7. MOTOR VEHICLE THEFT TOTAL	70	25	25	2	
a. Autos	71	19	19	2	
b. Trucks and Buses	72	3	3		
c. Other Vehicles	73	3	3		
GRAND TOTAL	77	348	348	73	1

Checking any of the appropriate blocks below will eliminate your need to submit reports when the values are zero. This will also aid the national program in its quality control efforts.


- No Supplementary Homicide Report Submitted.
- No Supplement to Return A Submitted.
- No Law Enforcement Officers Killed or Assaulted.
- No Violent Crimes Against Seniors.
- No Hate Crimes.
- No Persons Under 18 Arrested.
- No Persons 18 or Over Arrested.
- No Arson Offenses Occurred.
- No Domestic Violence-Related Calls.
- No Anti-Reproduction Rights Crimes.

SANTA CRUZ PD
155 CENTER ST
SANTA CRUZ, CA 95060
 Agency and State

CA0440200
 Agency ID

56,000
 Population

Month and Year of Report: **11/17**


 Signature
 Date: 12/7/17
Andrew Rauss
 Report Prepared by
Police Records Tech
 Title

Andrew Mills
 Chief

**MONTHLY REPORT OF OFFENSES KNOWN TO THE POLICE:
SUPPLEMENT TO RETURN A**

PROPERTY STOLEN BY CLASSIFICATION

CLASSIFICATION		ACTUAL OFFENSES (Column 4, Return A)	VALUE OF PROPERTY STOLEN
1. Murder/Nonnegligent Manslaughter	12		
2. Rape (Total)	20	2	
3. Robbery			
(a) Highway (Streets, Alleys, etc.)	31		
(b) Commercial House (Except c, d, f)	32		
(c) Gas or Service Station	33	1	\$110
(d) Convenience Store	34		
(e) Residence (Anywhere on the Premises)	35	1	
(f) Bank	36		
(g) Miscellaneous	37	5	\$3,082
TOTAL ROBBERY	30	7	\$3,192
4. Assault (Not Applicable)			
5. Burglary - Breaking or Entering			
(a) Residence (Dwelling)			
(1) Night (6 P.M. - 6 A.M.)	51	8	\$19,202
(2) Day (6 A.M. - 6 P.M.)	52	4	\$7,325
(3) Unknown	53	7	\$12,970
(b) Non-Residence (Store, Office, etc.)			
(1) Night (6 P.M. - 6 A.M.)	54	15	\$39,924
(2) Day (6 A.M. - 6 P.M.)	55	1	\$1,819
(3) Unknown	56	2	\$5,412
TOTAL BURGLARY	50	37	\$86,652
6. Larceny - Theft (Except Motor Vehicle Theft)			
(a) Over \$400	64	95	\$260,939
(b) \$200 to \$400	61	32	\$9,157
(c) \$50 to \$199	62	34	\$3,455
(d) Under \$50	63	45	\$704
TOTAL LARCENY (Same as Item 6X)	60	206	\$274,255
7. Motor Vehicle Theft (Include Alleged Joy Ride)	70	25	\$223,460
GRAND TOTAL - All Items	77		\$587,559
Additional Analysis of Larceny and Motor Vehicle Theft			
6X. Nature of Larcenies Under Item 6			
(a) Pocket-Picking	81	1	\$243
(b) Purse-Snatching	82	1	\$1,000
(c) Shoplifting	83	21	\$2,116
(d) From Motor Vehicles (Except e)	84	112	\$201,631
(e) Motor Vehicle Parts and Accessories	85	7	\$1,000
(f) Bicycles	86	18	\$43,647
(g) From Buildings (Except c and h)	87	10	\$9,942
(h) From Any Coin-Operated Machine (Parking Meters, etc.)	88		
(i) All Other	89	36	\$14,676
TOTAL LARCENIES (Same as Item 6)	80	206	\$274,255
7X. Motor Vehicles Recovered			
(a) Stolen Locally and Recovered Locally	91	14	
(b) Stolen Locally and Recovered by Other Jurisdictions	92	7	
(c) Total Locally Stolen Motor Vehicles Recovered	90	21	
(d) Stolen Out of Town, Recovered Locally	93	2	

**MONTHLY REPORT OF OFFENSES KNOWN TO THE POLICE:
SUPPLEMENT TO RETURN A**

PROPERTY BY TYPE AND VALUE

Type of Property		Value of Property Stolen and Recovered In Your Jurisdiction	
		Stolen	Recovered
(A) Currency, Notes, etc.	01	\$16,698	\$1
(B) Jewelry and Precious Metals	02	\$4,000	
(C) Clothing and Furs	03	\$49,569	\$92
(D) Locally Stolen Motor Vehicles	04	\$176,870	\$166,120
(E) Office Equipment	05	\$38,518	\$3,200
(F) Televisions, Radios, Stereos, etc.	06	\$35,330	
(G) Firearms	07	\$1,600	\$1,000
(H) Household Goods	08		
(I) Consumable Goods	09	\$249	\$59
(J) Livestock	10		
(K) Miscellaneous	11	\$264,725	\$20,583
TOTAL	00	\$587,559	\$191,055

NOTE: Total of column (2) should agree with grand total (DATA ENTRY 77) shown on page 2. In column (3) include all property recovered even though stolen in prior months. The above is an accounting for only that property stolen in your jurisdiction. This will include property recovered for you by other jurisdictions but not property you recover for them.

SANTA CRUZ PD
155 CENTER ST
SANTA CRUZ, CA 95060
Agency and State
CA0440200
Agency ID
56,000
Population

Month and Year of Report: 11/17


Signature

12/7/17
Date

Andrew Rauss
Report Prepared by

Police Records Tech
Title

Andrew Mills
Chief

MONTHLY REPORT OF OFFENSES KNOWN TO THE POLICE:

ARSON OFFENSES

This report is authorized by law Title 28, Section 534, United States Code, and the enactment of the fiscal year 1979, Department of Justice Authorization Bill S. 3151. While you are not required to respond, your cooperation in using this form to report all incidents of arson which become known to your department during the month will assist the FBI in compiling comprehensive, accurate data on a timely basis.


1 Property Classification	2 Offenses reported or known to police	3 Unfounded, i.e., false or baseless complaints	4 Number of actual offenses	5 Total offenses cleared by arrest or exceptional means	6 Number of clearances involving only persons under 18 years of age	7 Offenses where structures uninhabited, abandoned, or not normally in use	8 Estimated value of property damage
A. Single Occupancy Residential: Houses, Townhouses, Duplexes, etc.							
B. Other Residential: Apartments, Tenements, Flats, Hotels, Motels, Inns, Dormitories, Boarding Houses, etc.	1		1				\$1
C. Storage: Barns, Garages, Warehouses, etc.							
D. Industrial/Manufacturing							
E. Other Commercial: Stores, Restaurants, Offices, etc.	1		1				\$1
F. Community/Public: Churches, Jails, Schools, Colleges, Hospitals, etc.							
G. All Other Structures: Out Buildings, Monuments, Buildings Under Construction, etc.							
TOTAL STRUCTURE	2		2				\$2
H. Motor Vehicles: Automobiles, Trucks, Buses, Motorcycles, etc. UCR Definition							
I. Other Mobile Property: Trailers, Recreational Vehicles, Airplanes, Boats, etc.	1		1				\$200
TOTAL MOBILE	1		1				\$200
J. Total Other: Crops, Timber, Fences, Signs, etc.	1		1				\$1
GRAND TOTAL	4		4				\$203

SANTA CRUZ PD
155 CENTER ST
SANTA CRUZ, CA 95060
Agency and State

CA0440200
Agency ID

56,000
Population

Month and Year of Report: 11/17

Signature  Date 12/7/17
Report Prepared by Andrew Rauss Title Police Records Tech
Chief Andrew Mills

**MONTHLY REPORT OF OFFENSES KNOWN TO THE POLICE:
VIOLENT CRIMES COMMITTED AGAINST SENIOR CITIZENS**

In accordance with Senate concurrent resolution no. 64


<u>TYPE OF VIOLENT CRIME</u>	<u>VICTIMS AGE 60 OR OVER</u>
1) HOMICIDE	
2) FORCIBLE RAPE	
3) ROBBERY	1
4) AGGRAVATED ASSAULT	5
<hr/>	
5) TOTAL	6

SANTA CRUZ PD
155 CENTER ST
SANTA CRUZ, CA 95060
Agency and State

CA0440200
Agency ID

56,000
Population

Month and Year of Report: 11/17


Signature

12/7/17
Date

Andrew Rauss
Report Prepared by

Police Records Tech
Title


Andrew Mills
Chief

**MONTHLY REPORT OF OFFENSES KNOWN TO THE POLICE:
DOMESTIC VIOLENCE-RELATED CALLS FOR ASSISTANCE
California Penal Code (PC) Section 13730 (a)**

<u>TYPE OF DATA</u>	<u>NUMBER</u>
TOTAL DOMESTIC VIOLENCE CALLS RECEIVED	25
TOTAL CASES INVOLVING WEAPONS	1
<hr/>	
SUBTOTALS	
<hr/>	
FIREARM	
KNIFE OR CUTTING INSTRUMENT	
OTHER DANGEROUS WEAPON	1
PERSONAL WEAPON (HANDS, FIST, FEET, ETC.)	

SANTA CRUZ PD
155 CENTER ST
SANTA CRUZ, CA 95060
Agency and State
CA0440200
Agency ID
56,000
Population

Month and Year of Report: 11/17

 12/7/17
Signature Date
Andrew Rauss Police Records Tech
Report Prepared by Title
Andrew Mills
Chief

APDC (Rev. 06/16/06) Print Date: 12/07/2017

**MONTHLY REPORT OF OFFENSES KNOWN TO THE POLICE:
HATE CRIMES**


There were no "Hate Crimes" reported to this department for this month.

SANTA CRUZ PD
155 CENTER ST
SANTA CRUZ, CA 95060
Agency and State

CA0440200
Agency ID

56,000
Population

Month and Year of Report:


Signature

12/7/17
Date

Andrew Rauss
Report Prepared by

Police Records Tech
Title

Andrew Mills
Chief

LAW ENFORCEMENT OFFICERS KILLED OR ASSAULTED

It is requested this report be completed and transmitted with monthly crime reports to: Director, Federal Bureau of Investigation, Uniform Crime Reports, Washington, D.C. 20535. This form should be used to report the number of your officers who were assaulted or killed in the line of duty during the month. Additional information concerning officers killed will be requested by a separate questionnaire.

OFFICERS KILLED		By felonious act _____
Number of your law enforcement officers killed in the line of duty this month		By accident or negligence _____

OFFICERS ASSAULTED (Do not include officers killed.)

Type of Activity	Type of Weapon					Type of Assignment								Police Assaults Cleared
	Total Assaults by Weapon	Firearm	Knife	Other Dangerous Weapon	Hands, Fists, Feet, etc.	Two Officer Vehicle	One Officer Vehicle	Detective or Special Assign.		Other				
	A	B	C	D	E	F	G	H	I	J	K	L	M	
1. Responding to "Disturbance"														
2. Burglaries in Progress														
3. Robberies in Progress														
4. Attempting Other Arrests														
5. Civil Disorder	1				1			1						1
6. Handling Prisoners	1				1		1							1
7. Suspicious Person/Circum.	1				1		1							1
8. Ambush - No Warning														
9. Mentally Deranged														
10. Traffic Pursuits														
11. All Other														
12. TOTAL (1-11)	3				3		2	1						3
13. Number With Personal Injury														
14. Number Without Personal Injury					3									
15. Time of Assaults	A.M.	2			1									
	P.M.													
		12:01	2:00	4:00	6:00	8:00	10:00	12:00						

SANTA CRUZ PD
155 CENTER ST
SANTA CRUZ, CA 95060
 Agency and State

CA0440200
 Agency ID

56,000
 Population

Month and Year of Report: **11/17**

[Signature] 12/17
 Signature Date

Andrew Rauss *Police Records Tech*
 Report Prepared by Title

Andrew Mills
 Chief

MONTHLY REPORT OF
ANTI-REPRODUCTIVE RIGHTS CRIMES (ARRC)
SUMMARY WORKSHEET

AGENCY SANTA CRUZ PD	
NCIC NUMBER CA0440200	REPORTING MONTH/YEAR 11/2017
<input type="checkbox"/> THERE WERE ___ ARRCs REPORTED TO THIS DEPARTMENT FOR THIS MONTH (Attach Data Collection Worksheets) <input checked="" type="checkbox"/> THERE WERE NO ARRCs REPORTED TO THIS DEPARTMENT FOR THIS MONTH	
PREPARER'S NAME Andrew Rauss	TELEPHONE NUMBER (831) 420-5870
SUBMIT THIS SUMMARY SHEET WITH THE ARRC DATA COLLECTION WORKSHEET(S), IF ANY, TO State of California Department of Justice CRIMINAL JUSTICE STATISTICS CENTER P.O. Box 903427 Sacramento, CA 94203-4270 ATTN: Anti-Reproductive Rights Crimes	

Purpose:

It is the intent of the Department of Justice to:

- * Collect data on all crimes relating to violations of the Reproductive Rights Law Enforcement Act.
- * Collect data on the threatened commission of anti-reproductive rights crimes and persons suspected of committing these crimes or making these threats.
- * Distinguish between crimes of violence and non-violence.

INSTRUCTIONS FOR COMPLETION:

SUBMIT ANTI-REPRODUCTIVE RIGHTS CRIMES (ARRC) AS DEFINED IN PENAL CODE SECTION 13776 (A). SEE REVERSE OF THIS FORM FOR PENAL CODE STATUTES TO BE USED WHEN COMPLETING THIS FORM.

NOTE: It is the purpose of this legislation to collect data on any crime committed partly or wholly because the victim is a reproductive health services client, provider, or assistant, or a crime that is partly or wholly intended to intimidate the victim, or any other person or entity, or any class of persons or entities from becoming or remaining a reproductive health services client, provider or assistant.

Requirement:

This form should be submitted monthly whether or not an ARRC occurred.

Frequency:

Submit monthly, by the 10th working day for the preceding month (for example, July data should be submitted by the 10th working day in August).

Reporting # of ARRCs:

If there are ARRCs to be reported by your agency, check the first box and enter the total number of ARRCs for the reporting month. Attach Data Collection Worksheets for each ARRC report.

If there were no ARRCs to report, check the second box and submit the Summary Worksheet only.