



Capital Investment Program

Fiscal Years 2020-2024



Guide to the Adopted Capital Investment Program Budget FY 2020 – FY 2024

CAPITAL INVESTMENT PROGRAM

The City faces an ongoing challenge to meet its capital needs with limited resources. The preparation and adoption of the Capital Investment Program (CIP) is an important part of the City's planning process to identify and meet those needs. It is a multi-year schedule of projects with their associated costs and proposed funding sources. The CIP represents the best efforts to allocate available resources toward projects that provide the most benefit for the people of Santa Cruz. It also highlights areas where funding is deficient.

Generally, projects in the CIP are relatively large-dollar amount, nonrecurring outlays and are for the purpose of constructing, purchasing, improving, replacing or restoring assets with multi-year useful life. In addition, certain special projects and activities are included.

The CIP includes proposed projects for the next five fiscal years. It also describes projects that will be carried over from the current fiscal year. The first year of the CIP is, by and large, incorporated into and adopted with the annual budget.

FINANCING

The two basic methods to fund the CIP projects are (1) pay-as-you-go, which requires use of current revenues or cash on hand; and (2) pay-as-you-use, which uses debt financing to spread acquisition costs over the period of time the City plans to use a capital asset. Funds dedicated to pay-as-you-go include a share of transient occupancy taxes, grants, parks facilities taxes and fees, traffic impact and other development fees, and user fees in the enterprise funds. Both of these funding methods are useful, depending on the nature of the projects.

USING THE CIP

The Capital Investment Program is divided into four sections:

- Projects that Support the City's Climate Action Plan
- Projects that are unfunded in fiscal years 2020-2024
- New Projects
- Existing Projects

PROJECTS

This section provides information on proposed capital investments over the next 5 years. It is organized by primary fund or funding source and function. Within each subsection projects are arranged alphabetically.

Each project is identified by a project name and number (if previously assigned), and a project description/justification. It also includes a total project cost estimate. If applicable, the project cost estimate is reduced by additional outside funding sources, to arrive at a "net expenditure". This is the net amount that must be funded by the primary funding source of the fund. This information is provided for each of the periods displayed:

- **"Prior Years"** Shows the total amount that has been spent on the project in prior years up to the end of the last fiscal year.
- **"2019 Budget"** Shows the total amount appropriated for the current fiscal year.
- **"2019 Estimated"** Shows the total amount of the FY 2019 funding that will be spent on the project, including what has been spent or encumbered and what will be carried forward into FY 2020.
- **"2020 Adopted", "FY 2021 Estimated", "FY 2022 Estimated", "FY 2023 Estimated", and "FY 2024 Estimated"** Each individual column shows the adopted (year 2020 only) and the future estimated funding required for the project for each identified fiscal year.
- **"Total 2020 - 2024"** Shows the total adopted funding required for the projects in FY 2020, and the total estimated funding required for FY 2021, FY 2022, FY 2023, and FY 2024.

**Guide to the Adopted
Capital Investment Program Budget
FY 2020 – FY 2024**

At the end of each section is a summary of total project costs, funding sources, and net project costs for capital projects, maintenance and other projects, and a combined total for the fund(s).

UNFUNDED PROJECTS

The Unfunded Projects section includes those projects that will be proposed once funding can be identified, and staff resources are available.

FUND BALANCE PROJECTIONS

This section includes a Five-year projection of sources, uses and fund balances for each fund or funding source included in the CIP. An overview of the impact of projected revenue and expenditures on fund balances over time can be seen in these tables. Fund balance projections for the following funds are included in the “Fund Balance Projection” section of the CIP. The following table identifies funding sources for each fund:

Fund	Primary Funding Source	Major Project Types
Governmental:		
Capital Improvement Fund-General	Grants, share of transient occupancy tax, General Fund subsidy	Storm drains, transportation, government, buildings, parks, playgrounds, wharf, sidewalks, utility undergrounding, and lighting
Capital Improvement Fund - Arterial Streets and Roads Fund	Grants, City Public Trust Fund	Transportation
Clean Rivers, Beaches, and Ocean Tax Fund	Tax assessments	Environmental, education
Community Development Block Grant (CDBG) Fund	Grants	Housing and Community Development
Gas Tax Fund	State gasoline tax	Transportation
2016 Transportation Measure D	Sales tax	Transportation
Parks and Recreation Fee Fund	Subdivision developer impact fees	Parks, playgrounds, community centers, and other Parks and Recreation facilities
Parks and Recreation Facility Tax Fund	Residential construction excise tax	Parks, playgrounds, community centers, and other Parks and Recreation facilities
RDA/SA-Redevelopment Obligation Retirement Fund	Property Tax	Successor Agency Funds
RDA/SA - Low/Mod Income Housing Funds	Property Tax	Affordable Housing Construction
RDA/SA-Capital Projects Fund	Property Tax	Street improvements, property rehabilitation, economic development, and other capital improvements
RDA/SA-Capital Projects-Admin	Property Tax	Administrative Costs of Successor Agency.
RDA/SA-Capital Projects-Del Mar Theater	Property Tax	Property management, maintenance and capital improvements to the Del Mar
SA City Low/Mod Income Housing Funds	Property Tax	Housing and Community Development
Enterprise:		
Water Fund	User Fees	Water system infrastructure
Water Fund - SDC	User Fees	Water system Development
Wastewater Fund	User Fees	Wastewater system infrastructure
Refuse Fund	User Fees	Sanitation, recycling and landfill infrastructure
Parking Fund	User Fees	Downtown parking district facilities, including parking lots and structures
Storm Water Fund	Storm water fees	Flood control facilities
Storm Water Overlay Fund	Storm water fees	Flood control facilities

2020-2024 Capital Investment Program
Existing and New Projects that support Implementation of the Climate Adaptation Plan Update

Aquifer Storage and Recovery	c701610	(existing)
ASR and In-Lieu Feasibility Study	c701609	(existing)
Bay Drive Storm Damage Repair	c401507	(existing)
Beltz 10 and 11 Rehab & Development	c700026	(existing)
Bethany Curve Park Improvements	c301915	(existing)
Bethany Curve Path Restoration	c302019	(new)
Brackney Landslide Risk Reduction	c701803	(existing)
Branciforte Creek Channel Repair and Maintenance	c401313	(existing)
Brookwood Dr. Repair	c301804	(existing)
Catch Basin Replacement Program	c401610	(existing)
Chestnut Street Storm Drain Replacement	c401505	(existing)
Cliff Street Walkways Retaining Wall	c302002	(new)
CMP Storm Drain Pipe Replacement	c401709	(existing)
Coast Pump Stat. & Tail Well Flood Reduction	c701804	(existing)
Corporation Yard Main Bldg Seismic	c601101	(existing)
Curtis Street Storm Drain Phase II	c401802	(existing)
DeLaveaga Park Watershed Management	c301203	(existing)
Downtown SLR Drainage System Assessment	c401707	(existing)
East Parking Lot Paving Project	c302026	(new)
Fire Engine (Wild Land Engine)	c211910	(existing)
Garfield Park Irrigation	c301911	(existing)
Irrigation System Improvements	c302012	(new)
Jesse Street Marsh	c409669	(existing)
Ladera Drive Storm Drain Improvement	c401901	(existing)
Main Replacements- Distribution Section	c701507	(existing)
Main Replacements- Eng Section- Transmission	c709833	(existing)
Main Replacements- Engineering Section	c700002	(existing)
Mission Hill Utility Undergrounding	c401004	(existing)
Murray Street Bridge Seismic Retrofit	c409321	(existing)
N Coast System Major Diversion Rehab	c701802	(existing)
N Coast System Repair/Replacement	c709835	(existing)
Nearby Lagoon Park Rehab-Maint. (Annual)	m409668	(existing)
Newell Creek Access Rd Bridge	c701904	(existing)
Newell Creek Pipeline Rehab/Replacement	c701701	(existing)
Parks and Recreation Master Plan	c301528	(existing)
Pogonip Creek Sedimentation Removal	c401306	(existing)
Public Facilities - Maintenance	m609195	(existing)
Recycled Water	c701612	(existing)
Recycled Water Feasibility Study	c701611	(existing)
Repair Irrigation along Riverwalk	c301901	(existing)
Riverside Ave Utility Underground Phase II	c401208	(existing)

2020-2024 Capital Investment Program
Existing and New Projects that support Implementation of the Climate Adaptation Plan Update

San Lorenzo Park Improvements	c301614	(existing)
San Lorenzo Park Redesign	c301907	(existing)
San Lorenzo River Lagoon Management Program	c601403	(existing)
San Lorenzo River Levee Storm Drain Maintenance	c401314	(existing)
San Lorenzo River Pump Station #2	c401207	(existing)
Seabright Beach CMP Replacement	c401803	(existing)
Sgt. Derby Park Irrigation Renovation	c302028	(new)
SLR Flood Control Environ Rest Project	c409512	(existing)
Soquel/Pine Storm Drain	c402002	(new)
Source Water Data Project	c701608	(existing)
State Route 1 Bridge Replacement	c401402	(existing)
Trevethan Storm Drain Project - Phase 1	c401307	(existing)
Wastewater Treatment Facility Infrastructure and Major Equipment	c401706	(existing)
Water Supply Augmentation	c701705	(existing)
West Cliff Drive Multi-use Path Pavement Rehabilitation	m400819	(existing)
West Cliff Drive Revetment Repair	c401501	(existing)
West Cliff Stair Repair at Indicators	m401402	(existing)
Wharf Commons Surfacing Improvements	c302002	(new)
Wharf Master Plan Implementation Projects	c302036	(new)
Wharf Public Landing # 2 Replacement	c302033	(new)
WWTF-Reclaim Water	c401604	(existing)

2020-2024 Capital Investment Program
Existing and New Projects that support Implementation of the Climate Action Plan

Advanced Metering Infrastructure	c701603	(existing)
Bay - West Cliff Intersection Improvements	c401905	(existing)
Bay and King Streets Protected – Turns and Streetlights	c401616	(existing)
Bay High Intersection Improvements	c401103	(existing)
Bay Street Sidewalk Completion Infill	c401615	(existing)
Building Energy Efficiency Advance (CEC Grant)	c401814	(new)
Citywide Safe Routes to School Crossing Improvements	c401617	(existing)
Citywide Traffic Signal Controller Upgrade	c401602	(existing)
Civic Auditorium Theatre Lighting Improvements	c301604	(existing)
DeLaveaga Park Ballfield Lighting	c302005	(new)
Delaware - Swift Intersection Improvements	c401904	(existing)
Downtown Bike Locker Replacement Program	c401812	(existing)
Downtown Intersection Improvements	c401903	(existing)
EV charging station expansion	c101904	(existing)
Farmers Market Structure*	c511901	(existing)
Food Waste Collection and Conversion	c401204	(existing)
Garfield Park Irrigation	c301911	(existing)
Harvey West Ballfield Lighting	c302001	(new)
HSIP Crossing Improvements	c401801	(existing)
Irrigation System Improvements	c302012	(new)
Landfill Master Plan Development	c401909	(existing)
Market Street Bike lanes and Sidewalk	c401806	(existing)
Mission Street Improvement Plan	c402001	(new)
MB Sanctuary Scenic Trail (Rail Trail) Segment 7	c401413	(existing)
MB Sanctuary Scenic Trail (Rail Trail) Segments 8 & 9	c401804	(existing)
Murray Street Bridge Seismic Retrofit and Barrier Rail	c409321	(existing)
Ocean / Water Intersection Improvements	c401410	(existing)
Pacific Avenue Sidewalk - Front to Second	c401902	(existing)
Pacific-Front Intersection Improvements	c401906	(existing)
Parks and Recreation Master Plan	c301528	(existing)
Photovoltaic Systems Evaluations/Construction	c701607	(existing)
Public Facilities –Maintenance - CEC	m609195	(existing)
Recycled Water	c701611	(existing)
Recycled Water- SDC	c701612	(existing)
Repair Irrigation along Riverwalk	c301901	(existing)
Replace Station #2 Natural Gas Furnace - CEC	c211607	(existing)
Retrofit Admin Lighting - CEC	c211601	(existing)
Retrofit Exterior Lighting (City-Wide) - CEC	c601715	(existing)
Retrofit Station #1 Lighting - CEC	c211604	(existing)

2020-2024 Capital Investment Program
Existing and New Projects that support Implementation of the Climate Action Plan

Retrofit Station #3 Lighting - CEC	c211609	(existing)
Riverside – Second Intersection Improvements	c401105	(existing)
San Lorenzo River Walk Lighting	c401910	(existing)
Sgt. Derby Park Irrigation Renovation	C302028	(new)
SLR Parkway Phase III / Trestle Trail	c401807	(existing)
Solar PV at DeLaveaga Park	c101903	(existing)
Solar PV at Landfill	c101902	(existing)
Solar PV Expansion at Corp Yard	c101901	(existing)
Swanton Blvd Multi Use Trail Connector	c401805	(existing)
Trails Study	c301908	(existing)
Trolley Acquisition	c511704	(existing)
UCSC-City Transportation Improvements & Studies	c401008	(existing)

*This project implements the Climate Action Plan if it includes solar PV panels on the canopy structure.

City of Santa Cruz
 Capital Investment Program
 Fiscal Years 2020-2024
 Unfunded General Fund Projects

		ESTIMATED
1	<u>Priority level 1:</u>	<u>TOTAL</u>
	c211901 Fire Station 1 Rear Driveway	24,000
	c211907 Fire Station 3 Rear Driveway	30,000
	c401505 Chestnut Street Storm Drain Replacement	25,000
	c401803 Seabright Beach CMP Replacement	25,000
	c401911 Police Headquarters Piping Repair	275,000
	c601701 Corp Yard Stormwater Pollution Prevention Plan and Implementation	34,500
	Total Priority Level 1 Unfunded Projects:	413,500
2	<u>Priority level 2:</u>	
	c302003 Civic Roof Repair	260,000
	c302001 Harvey West Ballfield Lighting	800,000
	c401501 West Cliff Drive Revetment	250,000
	m609195 Public Facilities - Maintenance	495,000
	Total Priority Level 2 Unfunded Projects:	1,805,000
3	<u>Priority level 3:</u>	
	c101901 Solar PV Expansion at Corp Yard	109,250
	c211908 Fire Station 3 Rear Expansion-Apparatus Bay	350,000
	Total Priority Level 3 Unfunded Projects:	459,250
	Total General Fund Unfunded Projects:	2,677,750

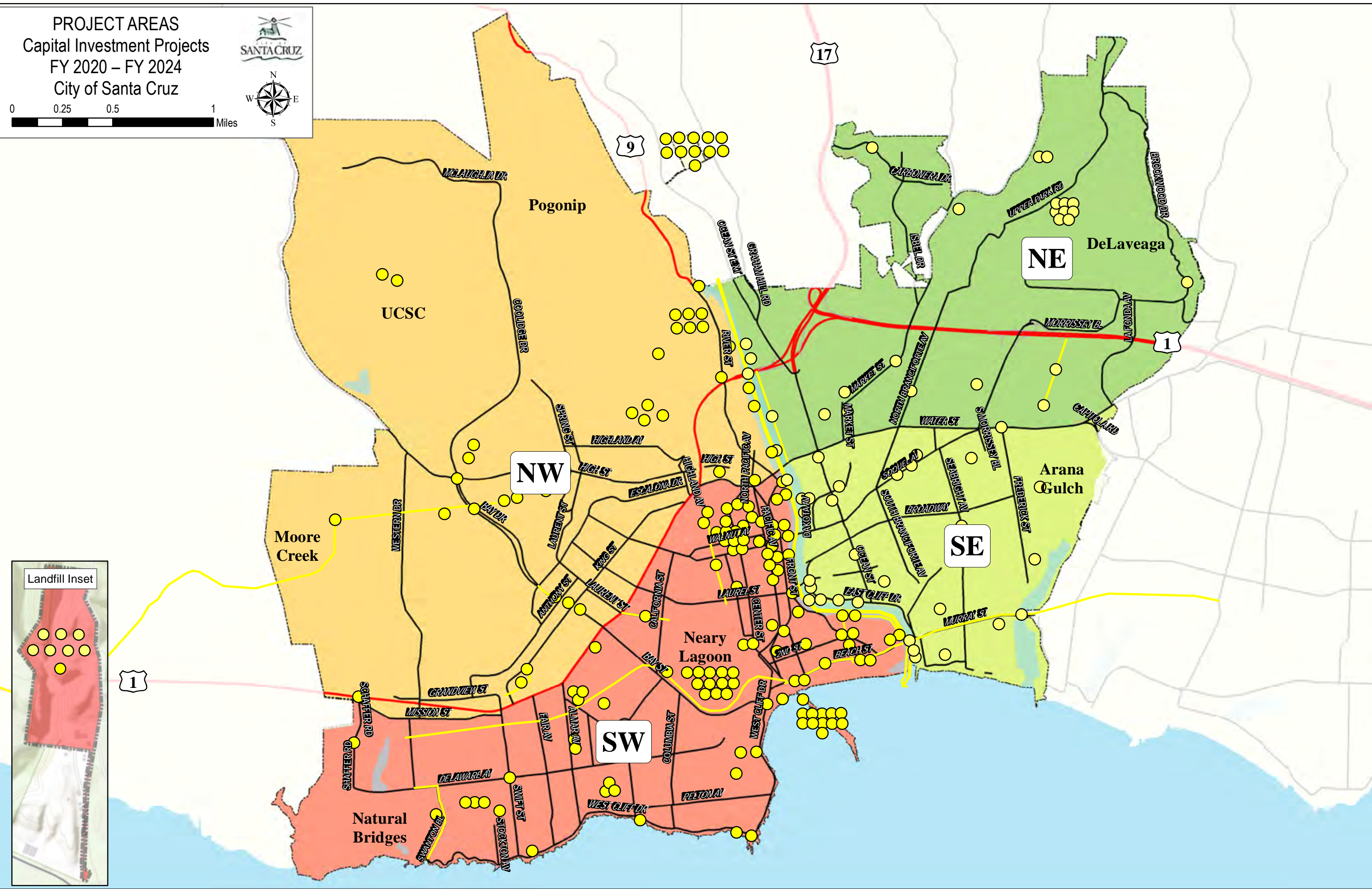

**City of Santa Cruz
Capital Investment Program
Fiscal Years 2020-2024
Other Unprioritized Unfunded Projects**

	ESTIMATED TOTAL
<u>City Manager Department:</u>	
Solar PV Installation at DeLaveaga Park	898,800
Total City Manager Department Unfunded Projects:	898,800
<u>Economic Development:</u>	
Pacific Avenue Beautification Project	2,500,000
Downtown Mixed Use Project	338,000
Total Economic Development Department Unfunded Projects:	2,838,000
<u>Fire Department:</u>	
Fire Department Training Center	2,000,000
Fire Administration Security Fencing	75,000
Fire Station 2 (Eastside) Exercise & Storage Facility	250,000
Fire Station 2 Replacement	5,500,000
Marine Safety Headquarters Replacement	3,750,000
Total Fire Department Unfunded Projects:	11,575,000
<u>Parks and Recreation Department:</u>	
Pogonip Clubhouse Renovation	5,000,000
Delaveaga Park Ballfield Lighting	345,000
Civic Auditorium Renovations - (\$2 to \$22 million)	2,000,000
Wharf Master Plan Implementation - (\$1 to \$20 million)	1,000,000
Total Parks and Recreation Department Unfunded Projects:	8,345,000
<u>Public Works Department:</u>	
<u>Citywide Storm Drains:</u>	
Branciforte Creek Scour Repair and Maintenance	1,500,000
City Hall Parking Lot Repairs	80,000
Curtis Street Storm Drain Phase II	500,000
Data Center Cooling	80,000
Grant Street Storm Drain Installation	400,000
Ladera Storm Drain Improvements	75,000
Mission Street Extension Storm Drain	100,000
Pogonip Creek Sedimentation Removal	100,000
Storm Drain Master Plan Projects	5,000,000
Soquel-Pine Street Improvements and Storm Drain	1,200,000
San Lorenzo River Gravity Outlet System Rehabilitation	400,000
San Lorenzo River Pump Station Rehab and Upgrades	2,000,000
Total Citywide Storm Drains Unfunded Projects:	11,435,000

**City of Santa Cruz
Capital Investment Program
Fiscal Years 2020-2024
Other Unprioritized Unfunded Projects**

	ESTIMATED TOTAL
<u>Transportation Improvements:</u>	
Active Transportation Plan Implementation	135,000,000
Beach Street Streetscape	2,000,000
Cooper Street Streetscape	200,000
Downtown Side Street Streetscape	2,500,000
East Cliff Drive Walkway and Railing Repair (Seabright to 4th)	1,000,000
East Cliff Drive Walkway Widening (end of levee to Buena Vista)	1,000,000
Laurel Street Improvements - Front to Chestnut	3,000,000
MB Sanctuary Scenic Trail (Rail Trail) Segment 9 (Design & Enviro in CIP)	11,900,000
Miscellaneous Traffic Signals and Projects	2,000,000
Neighborhood Traffic Calming Improvements	2,500,000
Ocean Street Improvements	6,000,000
Pacific Avenue Streetscape - Laurel to Beach	2,000,000
Sidewalks and Access Ramps (some are in ATP above)	10,000,000
State Route 1/Bay & Chestnut-King Improvements	3,000,000
State Rte 1 Bridge Replacement (some in CIP)	16,000,000
Street Overlay and Reconstruction (In addition to Measure H, D and Grants)	30,000,000
Third Street Walkway /Front Street Slope Stabilization and Repair	500,000
West Cliff Dr. Stair Rehabilitation (in proposed CIP)	100,000
West Cliff Drive Revetments (some in proposed CIP)	4,250,000
Unimproved Streets	9,000,000
Total Transportation Improvements Unfunded Projects:	241,950,000
<u>Citywide Improvements</u>	
Facilities Master Plan	30,500,000
Total Citywide Improvements Unfunded Projects:	30,500,000
Total Public Works Department Unfunded Projects:	283,885,000
Total Unfunded Projects Citywide:	310,219,550

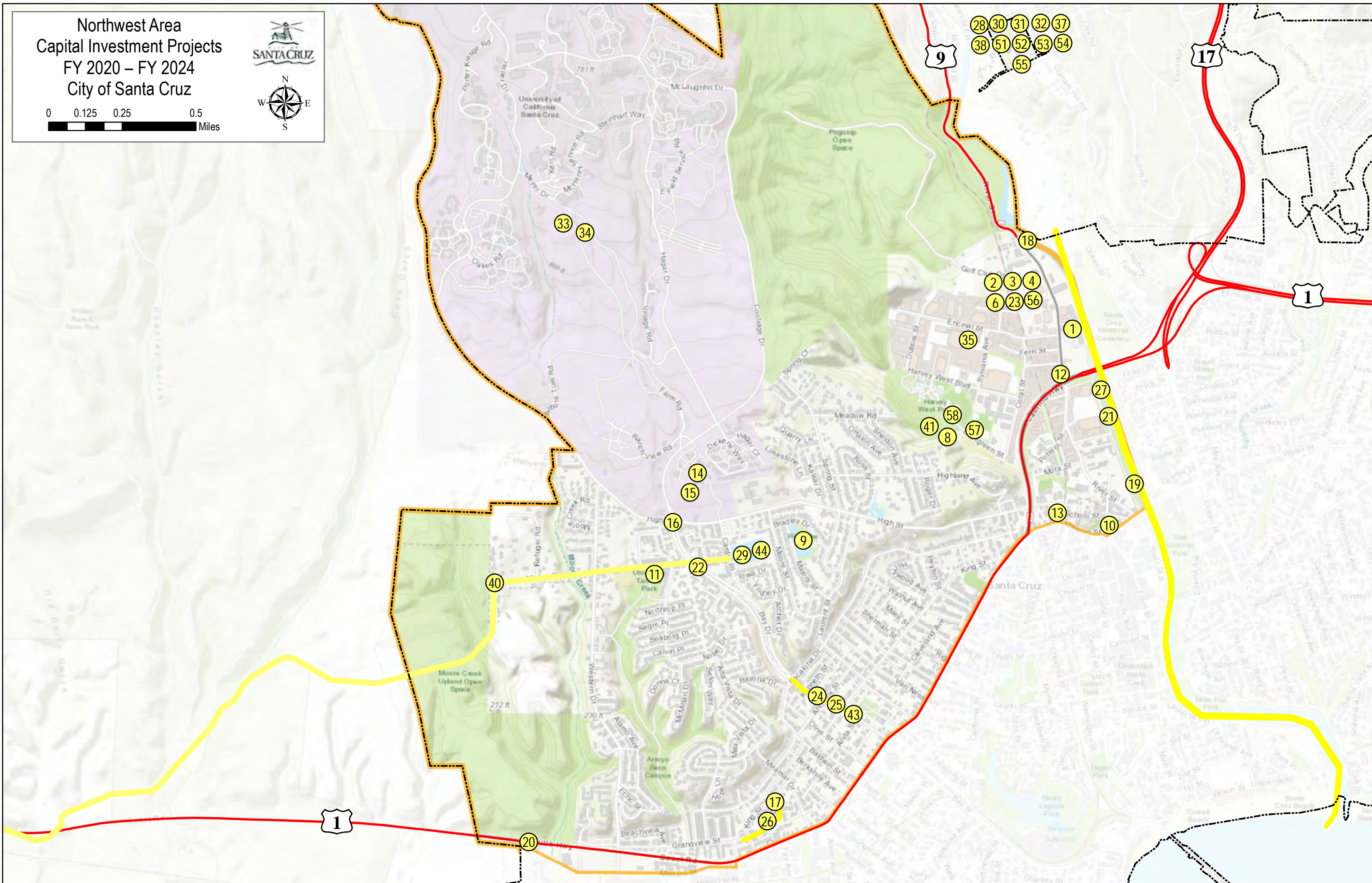
PROJECT AREAS
Capital Investment Projects
FY 2020 – FY 2024
City of Santa Cruz



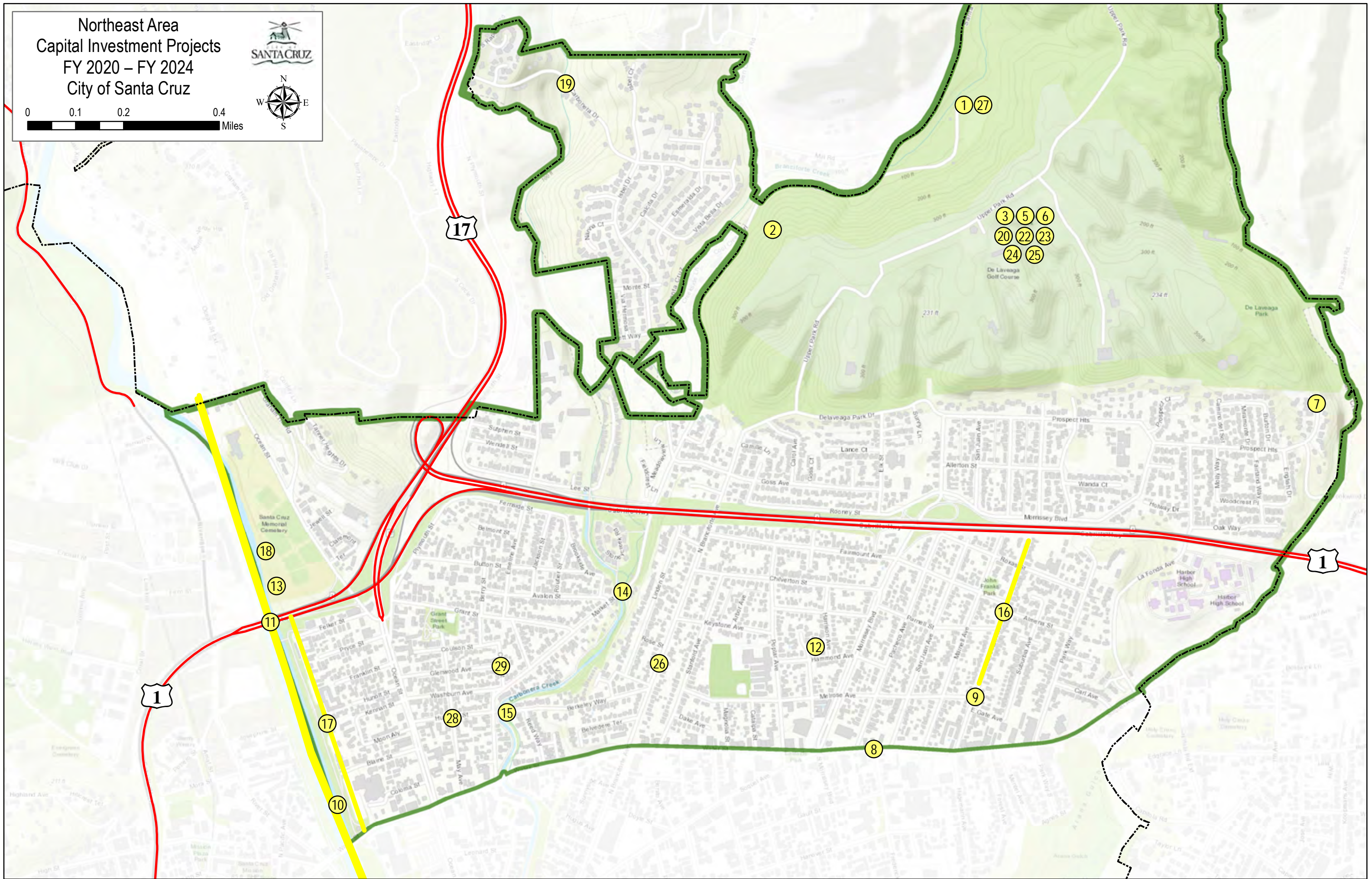

Northwest Area
Capital Investment Projects
FY 2020 – FY 2024
City of Santa Cruz




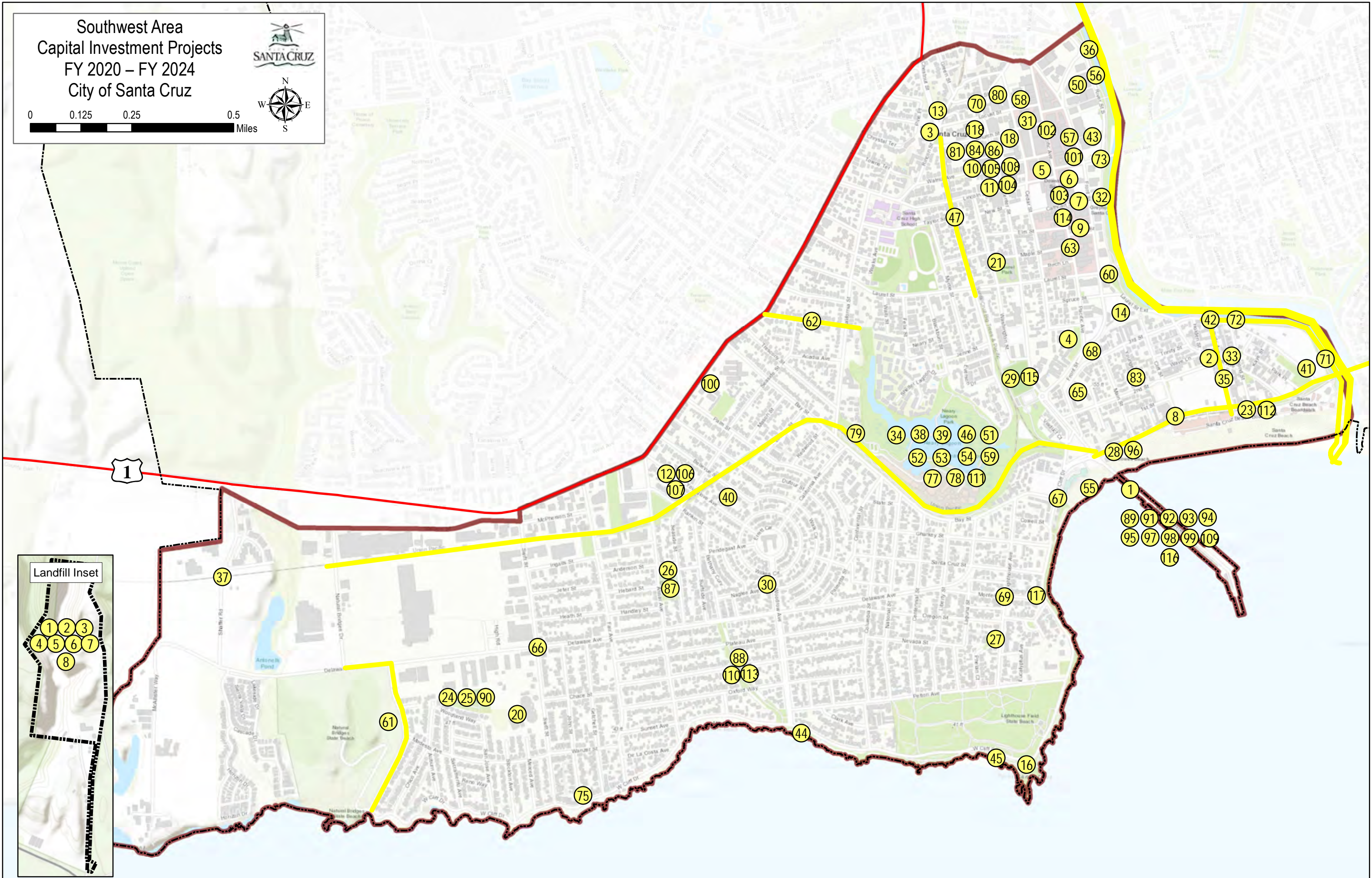

0 0.125 0.25 0.5
Miles



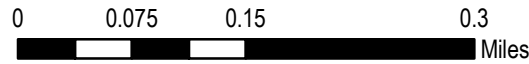
Northeast Area
Capital Investment Projects
FY 2020 – FY 2024
City of Santa Cruz



Southwest Area
Capital Investment Projects
FY 2020 – FY 2024
City of Santa Cruz



Southeast Area
Capital Investment Projects
FY 2020 – FY 2024
City of Santa Cruz



Northwest Quadrant

Map #	Project Name	CIP #
1	Tannery Landscaping	c511706
2	CEC Grant- Bldg Energy Efficiency Advance	c401814
3	Corporation Yard Main Bldg. Seismic	c601101
4	Corp Yard Solar Upgrade	c601501
6	Corp Yard Stormwater Pollution Prevention Plan and Implementation	c601701
8	Harvey West Playground	c301902
9	Westlake Path	c301903
10	Repaint Townclock	c301904
11	University Terrace Restrooms	c301905
12	Route 1/9 Imp	c400805
13	Mission Street Hill Utility Undergrounding	c401004
14	UCSC City Transportation Improvements	c401008
15	UCSC City Clue Public Transportation	c401009
16	Bay/High Intersection	c401103
17	Ladera Drive Sewer	c401305
18	Pogonip Creek Sedimentation Removal	c401306
19	San Lorenzo River Levee Storm Drain Maintenance	c401314
20	Shaffer Rd RR Xing & Rte 1 Traffic Signal	c401403
21	SLR Parkway/Levee Imp	c401416
22	Bay St Storm Damage Repair	c401507
23	CNG Fueling Station and Fleet Maintenance Shop Safety Improvements	c401613
24	Bay Street Sidewalk Completion Infill	c401615
26	Ladera Drive Storm Drain Improvement	c401901
27	SLR Lagoon MGMT	c601403
28	Water Treatment Upgrades	c700025
29	Bay Street Reservoir Reconstruction	c700313
30	WTP Filter Rehabilitation and Upgrades	c701303

Northwest Quadrant (continued)

Map #	Project Name	CIP #
31	WTP Concrete Tank Assessment and Rehabilitation	c701501
32	WTP Flocculator Mixers	c701502
33	University Tank 4 Rehab/Replacement	c701505
34	Recoat University Reservoir No. 5	c701506
35	Spoils and Stockpile Handling Facilities Impro	c701508
37	Aquifer Storage and Recovery	c701609
38	Aquifer Storage and Recovery-SDC	c701610
40	North Coast System Rehabilitation	c709835
41	Harvey West Clubhouse Access	c302008
42	Bay and King Streets Protected Left-Turns and Streetlights	c401616
43	HSIP Cycle 8 Crossing Improvements	c401801
44	Bay Street Reservoir Reconstruction	c700027
49	CPS & SLR Diversion Rehab	c701903
51	GHWTP CC Tanks Replacement	c701501
52	GHWTP Flocculator Rehab/Replacement	c701502
53	Recycled Water Feasibility Study	c701611
54	Recycled Water	c701612
55	Felton Diversion Pump Station Assessment	c701906
56	Solar PV Expansion at Corp Yard	c101901
57	Harvey West Ballfield Lighting	c302001
58	Harvey West Ballfield Lighting	c302004

Northeast Quadrant

Map #	Project Name	CIP #
1	DeLaveaga Park Parking Lot Rehabilitation	c300901
2	DeLaveaga Park Watershed Management	c301203
3	DeLaveaga Golf Course Facility Improvements	c301213
5	Delaveaga Golf Course Public Restroom Improvements	c301513
6	DeLaveaga Golf Course Building Remodel	c301801
7	Brookwood Dr. Repair	c301804
8	Soquel @ Frederick Widening	c401003
9	Trevethan Storm Drain Project - Phase 1	c401307
10	San Lorenzo River Levee Storm Drain Maintenance	c401314
11	Route 1 Bridge Replacement	c401402
12	Fairmount/Harrison Sewer Main Upgrade	c401404
13	SLR Parkway/Levee Imp	c401416
14	Market Street Sidewalk and Bike Lane	c401806
15	Branciforte Creek Sewer Siphon Relocation	c401808
16	Trevethan Ave Sewer	c401810
17	SLR Walk Lighting	c401910
18	SLR Lagoon MGMT	c601403
19	Pump Station P11-SP101 Modifications	m401601
20	Pressure Regulation Stations	c701703
22	Sand Trap Renovations	c302011
23	Irrigation System Improvements	c302012
24	Driving Range Improvements	c302022
25	Facility Improvements	c302023
26	HSIP Cycle 8 Crossing Improvements	c401801
27	Delaveaga Park Ballfield Lighting	c302005
28	May/Coulson/Berry Trunk Sewer	c402003
29	Curtis Street Storm Drain Phase II	c401802

Southwest Quadrant

Map #	Project Name	CIP #
1	Wharf Ticketing Booths/ Gates	c511502
2	Riverside Ave Underground Utility	c401208
3	Broadband Infrastructure	c511501
4	Lower Pacific Avenue Improvements	c511702
5	Downtown Alley Improvements	c511703
6	Trolley Acquisition	c511704
7	Farmers Market Structure	c511901
8	Citywide Sign Program Phase II	r521205
9	Metro Center Housing	r521301
10	Retrofit Fire Admin Lighting - CEC	c211601
11	Retrofit Station #1 Lighting - CEC	c211604
12	Retrofit Station #3 Lighting - CEC	c211609
13	City Hall Parking Lot Repairs	c601301
14	Arena Capital Improvements	c601402
16	Surfing Museum Improvements	c301522
18	Civic Auditorium Theatre Lighting Improvements	c301604
20	Natural Bridges Gymnasium Floor Repair, Replacement	c301702
21	Louden Nelson CC Improvements	c301703
23	Trails Study	c301908
24	Sgt Derby Pickleball Courts	c301909
25	Sgt Derby Improvements	c301910
26	Garfield Park Irrigation	c301911
27	Lighthouse Avenue Park Playground Enhancement	c301912
28	Beach Street Restrooms	c301913
29	Bicycle Trip Bike Park	c301914

Southwest Quadrant (continued)

Map #	Project Name	CIP #
30	Garfield Park Measure S Facility Remodel	c351802
31	Downtown Branch Measure S	c351803
32	Lot 7, Front/Cathcart Rehab	c400007
33	Riverside Second St improvements	c401105
34	Food Waste Collection and Conversion	c401204
35	Riverside Ave Improvements Phase II	c401208
36	San Lorenzo River Levee Storm Drain Maintenance	c401314
37	Shaffer Rd RR Xing & Rte 1 Traffic Signal	c401403
38	WWTF Transformer Replacement	c401405
39	WWTF Water Piping Rehab	c401407
40	MB Sanctuary Scenic Trail (Rail Trail) - Segment 7	c401413
41	SLR Parkway/Levee Imp	c401416
42	SLR Parkway/Levee Imp	c401416
43	SLR Parkway/Levee Imp	c401416
44	West Cliff Drive Revetment Repair	c401501
45	West Cliff Drive Revetment Repair	c401501
46	WWTF Ultraviolet Disinfection System Replacement	c401504
47	Chestnut St Storm Drain Replacement	c401505
50	River-Front Garage Elevator	c401509
51	WWTF Reclaim Water	c401604
52	WWTF Sewer Main Rehabilitation	c401606
53	WWTF Upgrade Digester Equipment	c401607
54	WWTF Laboratory Modernization	c401608
55	Cowell Beach Water Quality Project	c401614
56	Parking Equipment Replacement	c401703
57	Parking Equipment Replacement	c401704
58	Parking Equipment Replacement	c401705

Southwest Quadrant (continued)

Map #	Project Name	CIP #
59	WWTF Infrastructure and Major Equipment Study	c401706
60	Downtown SLR Drainage System Assessment	c401707
61	Swanton Blvd Multi-use Trail Connector	c401805
62	Laurent St Sewer	c401809
63	Downtown Bike Locker Replacement Program	c401812
65	Pacific Avenue Sidewalk	c401902
66	Delaware-Swift Intersection Imp	c401904
67	Bay - West Cliff Intersection Improvements	c401905
68	Traffic Control Options 555 Pacific	c401906
69	Monterey St and Lighthouse Ave Sewer	c401907
70	Parking Lot Repairs	c601301
71	SLR Lagoon MGMT	c601403
72	SLR Lagoon MGMT	c601403
73	SLR Lagoon MGMT	c601403
75	West Cliff Drive Multi-use Maintenance	m400819
77	WWTF Secondary Clarifiers Repairs	m401303
78	WWTF Equipment Replacement	m409659
79	Nearby Lagoon Park Rehab/Restoration	m409668
80	Union/Locust Building Remodel	c701805
81	Fire Truck (Wild Lands)	c211910
83	Cliff Street Walkway Retaining Wall	c302002
84	Civic Roof repair	c302003
86	Civic Sound system upgrade	c302013
87	Garfield Park Playground	c302017
88	Bethany Curve Path Restoration	c302019
89	Firefish Roof Replacement Phase 2	c302027
90	Sgt. Derby Park Irrigation Renovation	c302028

Southwest Quadrant (continued)

Map #	Project Name	CIP #
91	Wharf Commons Surfacing Improvements	c302029
92	Wharf Maintenance Building Improvements	c302030
93	Agora Commons Surfacing Improvements	c302031
94	Wharf Commons Overhead Walkway Repair & Resurface.	c302032
95	Wharf Public Landing # 2 Replacement	c302033
96	Beach Street Restroom Improvements Phase 2	c302034
97	Wharf Equipment & Maintenance Shed	c302035
98	Wharf Master Plan Implementation Projects	c302036
99	South Commons & Agora Exterior Paint	c302037
100	Mission Street Improvement Plan	c402001
101	Elevator Controls Upgrade	c402004
102	Downtown Mixed Use Project	c512002
103	Pacific Avenue Beautification Project	c512003
104	Fire Station 1 (Downtown) Rear Driveway	c211901
105	Fire Station 1 Traffic Alerting & Warning Lights	c211902
106	Fire Station 3 (Westside) Rear Asphalt Project	c211906
107	Fire Station 3 Front Driveway project	c211907
108	Fire Engine (Wild Land Engine)	c211910
109	Lifeguard Headquarters Repairs	c211911
110	Bethany Curve Park Improvements	c301915
111	WWTF-Bioassay Laboratory	c401605
112	Beach/Cliff Traffic Signal	c401303
113	HSIP Cycle 8 Crossing Improvements	c401801
114	Downtown Intersection Improvements	c401903
115	Police Headquarters Piping Repair	c401911
116	Miramar Demolition and Wharf Piling Replacement	c511705
117	West Cliff Stair Repair	m401402
118	Space Utilization Design for City Hall	c101701

Landfill - Southwest Quadrant (continued)

Map #	Project Name	CIP #
1	Solar PV Installation at the Landfill	c101902
2	Food Waste Collection and Conversion	c401204
3	Recycling Center Dust Control System	c401205
4	Dimeo Lane Paving and Storm Drain	c401312
5	Recycling Building and Equipment Improvement	c401811
6	Gas Probe Remediation	c401908
7	Landfill Master Plan Development	c401909
8	Landfill Design/ Partial Constr Cell 3	c400046

Southeast Quadrant

Map #	Project Name	CIP #
1	Replace Station #2 Natural Gas Furnace - CEC	c211607
2	SLR Mouth and Lagoon Mgmt. Plan	c601403
3	San Lorenzo Park Improvement	c301614
5	Repair Irrigation along Riverwalk	c301901
6	San Lorenzo Park Redesign	c301907
7	Branciforte Measure S Facility Remodel	c351801
8	SL River Pump Station #2	c401207
9	Branciforte Creek Channel Repair and Maintenance	c401313
10	San Lorenzo River Levee Storm Drain Maintenance	c401314
11	SL River Sanitary Sewer Siphon	c401315
12	Ocean/Water Intersection Imp	c401410
13	SLR Parkway/Levee Imp	c401416
14	Seabright Beach CMP Replacment	c401803
15	MB Sanctuary Scenic Trail (Rail Trail) - Segments 8 & 9	c401804
16	SLR Parkway Phase III - Trestle Trail Widening	c401807
17	Murray St Bridge Retrofit	c409321
18	SLR Flood Control Environ Rest Project	c409512
19	Jesse Street Marsh	c409669
20	SLR Mouth and Lagoon Mgmt. Plan	c601403
21	SLR Lagoon MGMT	c601403
22	Hagemann Aerial Sewer Rehabilitation	m401403
24	Ken W Skate Park Coping Replacement	c302006
25	Central Park Playground Upgrades	c302020
26	Frederick Street Park Picnic Area	c302021
27	Soquel/Pine Storm Drain	c402002
29	Sewer Realignment Project	c402005
30	Ocean Street Beautification	c512001
31	HSIP Cycle 8 Crossing Improvements	c401801
32	HSIP Cycle 8 Crossing Improvements	c401801

Unmapped

Project Name	CIP #
Aerators at Loch Lomond	c701706
Brackney Landslide Risk Reduction	c701803
Bridge Maintenance	m401302
Coast Pump Stat. & Tail Well Flood Reduction	c701804
Coast Pump Station Line Repairs	c701707
N. Coast System Rehab - Major Diversion	c701802
N. Coast System Rehab- Laguna Diversion	c701801
Public Facilities - Maintenance/CEC Energy Saving Projects	m609195
River Bank Filtration	c701806
Security Camera & Building Access Upgrades	c701704
Tube Settler Replacement	c701708
Water Supply Augmentation Strategy Implementation	c701705
Median Improvements	c302024
Commons Stage Replacement	c302025
East Parking Lot Paving Project	c302026
Parks and Recreation Master Plan	c301528
City Parks' Repairs and Upgrades	c301612
City Arterial and Collector Street Reconstruction and Overlay	c400809
City Residential and Collector Street Reconstruction and Overlay	c400810
Sewer System Improvements	c401511
Citywide Traffic Signal Controller Upgrade	c401602
Catch Basin Replacement Program	c401610
Sidewalk and Access Ramp Program	c401612
Citywide Safe Routes to School Crossing Improvements	c401617
Electric Vehicle Charging Station Expansion in Public City Parking Lots	c101904
Storm Water Trash Capture Program	c401701

Unmapped (continued)

Project Name	CIP #
CMP Storm Drain Pipe Replacement	c401709
Sidewalk/Access Ramp Program	c409452
Permitting Application	c600802
Neighborhood Grant Program - Pilot	c601401
Retrofit Exterior Lighting (City-Wide) - CEC	c601615
Main Replacements- Engineering Section	c700002
Water Main Replacements -Outside Agency	c700003
Water Main Replacements -Customer Initiated	c700004
Water Transmission System Improvements	c700017
Beltz 10 and 11 Rehab & Development	c700026
University Tank No. 5 Replacement	c701506
Main Replacements- Distribution Section	c701507
Spoils and Stockpile Handling Facilities Impro	c701508
Advanced Metering Infrastructure (AMI)	c701603
Source Water Data Project	c701608
ASR and In-Lieu Feasibility Study	c701609
Aquifer Storage and Recovery	c701610
Water Program Administration	c701901
Programmable Logic Controllers (PLC) Upg	c701905
Facility & Infrastructure Improvements	c701907
N Coast System Repair/Replace -Phase 4	c701908
Main Replacements- Eng Section- Transmission	c709833
N Coast System Repair/Replacement	c709835
Loch Lomond Facilities Improvements	c701301
NCD I/O Replacement Project	c701606
Newell Creek Pipeline Rehab/Replacement	c701701
Spillway Bridge Replacement	c701807
Newell Creek Access Rd Bridge	c701904

Fire Department CIP



City of Santa Cruz
 Adopted Capital Investment Program Budget (by department)
 Fiscal Years 2020 - 2024

Fire (EXISTING)

311- General Capital Improvement Fund

Fire Engine (Wild Land Engine)

Project Description:

Fire Engine (Wild Land Engine).

	Fiscal Year 2019								
	Prior Year	Budgeted	Estimated Actuals	FY 2020 Adopted	FY 2021 Estimate	FY 2022 Estimate	FY 2023 Estimate	FY 2024 Estimate	Total 2020 - 2024
Project # c211910	Account # 311-21-00-9620-57402								
Project Cost Estimate:	-	426,588	426,588	-	-	-	-	-	-
Project Funding Estimates:									
From General Fund	-	426,588	426,588	-	-	-	-	-	-
Net Project Cost Estimates:	-	-	-	-	-	-	-	-	-

Fire Station 1 (Downtown) Rear Driveway

Project Description:

Needs immediate attention due to damage to vehicles and apparatus. (Priority level 1 - If funded in FY2020, this project would require \$24,000 from the General Fund.)

	Fiscal Year 2019								
	Prior Year	Budgeted	Estimated Actuals	FY 2020 Adopted	FY 2021 Estimate	FY 2022 Estimate	FY 2023 Estimate	FY 2024 Estimate	Total 2020 - 2024
Project # c211901	Account # 311-21-00-9610-57309								
Project Cost Estimate:	-	-	-	-	-	-	-	-	-
Project Funding Estimates:									
From General Fund	-	-	-	1	-	-	-	-	-
Net Project Cost Estimates:	-	-	-	-	-	-	-	-	-

City of Santa Cruz
 Adopted Capital Investment Program Budget (by department)
 Fiscal Years 2020 - 2024

Fire (EXISTING)

311- General Capital Improvement Fund

Fire Station 1 Traffic Alerting & Warning Lights

Project Description:

Flashing lights, signage, and striping to protect Firefighters who are in street backing up the Fire Engine in front of Station 1.

	Fiscal Year 2019								
	Prior Year	Budgeted	Estimated Actuals	FY 2020 Adopted	FY 2021 Estimate	FY 2022 Estimate	FY 2023 Estimate	FY 2024 Estimate	Total 2020 - 2024
Project # c211902	Account # 311-21-00-9610-57305								
Project Cost Estimate:	-	93,412	93,412	-	-	-	-	-	-
Project Funding Estimates:									
From General Fund	-	93,412	93,412	-	-	-	-	-	-
Net Project Cost Estimates:	-	-	-	-	-	-	-	-	-

Fire Station 3 Front Driveway project

Project Description:

Driveway needs replacing because it is beginning to fail. (Priority level 1 - If funded in FY2020, this project would require \$30,000 from the General Fund.)

	Fiscal Year 2019								
	Prior Year	Budgeted	Estimated Actuals	FY 2020 Adopted	FY 2021 Estimate	FY 2022 Estimate	FY 2023 Estimate	FY 2024 Estimate	Total 2020 - 2024
Project # c211907	Account # 311-21-00-9610-57309								
Project Cost Estimate:	-	-	-	-	-	-	-	-	-
Project Funding Estimates:									
From General Fund	-	-	-	1	-	-	-	-	-
Net Project Cost Estimates:	-	-	-	-	-	-	-	-	-

City of Santa Cruz
Adopted Capital Investment Program Budget (by department)
Fiscal Years 2020 - 2024

Fire (EXISTING)

311- General Capital Improvement Fund

Fire Station 3 Rear Expansion-Apparatus Bay

Project Description:

There is a critical need for vehicle and equipment storage in order to prolong life and secure City property. (Priority level 3 - If funded in FY2020, this project would require \$350,000 from the General Fund.)

	Fiscal Year 2019								
	Prior Year	Budgeted	Estimated Actuals	FY 2020 Adopted	FY 2021 Estimate	FY 2022 Estimate	FY 2023 Estimate	FY 2024 Estimate	Total 2020 - 2024
Project # c211908	Account # 311-21-00-9610-57201								
Project Cost Estimate:	-	-	-	-	-	-	-	-	-
Project Funding Estimates:				3					
From General Fund	-	-	-	-	-	-	-	-	-
Net Project Cost Estimates:	-	-	-	-	-	-	-	-	-

Lifeguard Headquarters Repairs

Project Description:

Improvements and repairs to LQ Headquarters, include drywall patching, re-painting, waterproofing the roof, adding insulation where openings occur, adding two additional HVAC duct lines to the hall office and master office, installing new lockers, upgrades to the plumbing as well as electrical upgrades. Furnish and install new lighting and new exhaust fans in both restrooms. Install power for two insta hot water tank heaters installed under the sinks. Furnish and install new tower guard door and window.

	Fiscal Year 2019								
	Prior Year	Budgeted	Estimated Actuals	FY 2020 Adopted	FY 2021 Estimate	FY 2022 Estimate	FY 2023 Estimate	FY 2024 Estimate	Total 2020 - 2024
Project # c211911	Account # 311-21-00-9610-57290								
Project Cost Estimate:	-	80,000	80,000	-	-	-	-	-	-
Project Funding Estimates:									
Workers Comp Fund	-	80,000	80,000	-	-	-	-	-	-
Net Project Cost Estimates:	-	-	-	-	-	-	-	-	-

City of Santa Cruz
Adopted Capital Investment Program Budget (by department)
Fiscal Years 2020 - 2024

Fire (EXISTING)

311- General Capital Improvement Fund

Replace Station #2 Natural Gas Furnace - CEC

Project Description:

Replace one natural gas furnace with 95% high efficient condensing gas furnaces. Energy savings of 1,223 kWh and 71 therms.

	Fiscal Year 2019								
	Prior Year	Budgeted	Estimated Actuals	FY 2020 Adopted	FY 2021 Estimate	FY 2022 Estimate	FY 2023 Estimate	FY 2024 Estimate	Total 2020 - 2024
Project # c211607	Account # 311-21-00-9610-57290								
Project Cost Estimate:	-	8,099	8,099	-	-	-	-	-	-
Project Funding Estimates:									
Loan proceeds	2,501	5,598	5,598	-	-	-	-	-	-
Net Project Cost Estimates:	(2,501)	2,501	2,501	-	-	-	-	-	-

Retrofit Fire Admin Lighting - CEC

Project Description:

Comprehensive interior lighting upgrade includes F228T8 fluorescent and LED fixtures where appropriate. Energy savings of 1,854 kWh.

	Fiscal Year 2019								
	Prior Year	Budgeted	Estimated Actuals	FY 2020 Adopted	FY 2021 Estimate	FY 2022 Estimate	FY 2023 Estimate	FY 2024 Estimate	Total 2020 - 2024
Project # c211601	Account # 311-21-00-9610-57305								
Project Cost Estimate:	-	7,642	8,898	-	-	-	-	-	-
Project Funding Estimates:									
Loan proceeds	-	7,642	7,642	-	-	-	-	-	-
Net Project Cost Estimates:	-	-	1,256	-	-	-	-	-	-

City of Santa Cruz
 Adopted Capital Investment Program Budget (by department)
 Fiscal Years 2020 - 2024

Fire (EXISTING)

311- General Capital Improvement Fund

Retrofit Station #1 Lighting - CEC

Project Description:

Comprehensive interior lighting upgrade includes F228T8 fluorescent and LED fixtures where appropriate. Energy savings of 3,943 kWh.

	Fiscal Year 2019								
	Prior Year	Budgeted	Estimated Actuals	FY 2020 Adopted	FY 2021 Estimate	FY 2022 Estimate	FY 2023 Estimate	FY 2024 Estimate	Total 2020 - 2024
Project # c211604	Account # 311-21-00-9610-57305								
Project Cost Estimate:	-	8,253	8,253	-	-	-	-	-	-
Project Funding Estimates:									
Loan proceeds	-	8,253	8,253	-	-	-	-	-	-
Net Project Cost Estimates:	-	-	-	-	-	-	-	-	-

Retrofit Station #3 Lighting - CEC

Project Description:

Comprehensive interior lighting upgrade includes F228T8 fluorescent. Energy savings of 828 kWh.

	Fiscal Year 2019								
	Prior Year	Budgeted	Estimated Actuals	FY 2020 Adopted	FY 2021 Estimate	FY 2022 Estimate	FY 2023 Estimate	FY 2024 Estimate	Total 2020 - 2024
Project # c211609	Account # 311-21-00-9610-57305								
Project Cost Estimate:	-	2,686	2,686	-	-	-	-	-	-
Project Funding Estimates:									
Loan proceeds	-	2,686	2,686	-	-	-	-	-	-
Net Project Cost Estimates:	-	-	-	-	-	-	-	-	-

City of Santa Cruz
 Adopted Capital Investment Program Budget (by department)
 Fiscal Years 2020 - 2024

Existing Capital Projects for General Capital Improvement Fund (311) Totals

	Fiscal Year 2019			FY 2020 Adopted	FY 2021 Estimate	FY 2022 Estimate	FY 2023 Estimate	FY 2024 Estimate	Total 2020 - 2024
	Prior Year Totals	Budget	Estimated Actuals						
Total Project Cost Estimate:	-	626,680	627,936	-	-	-	-	-	-
Total Project Funding Estimate:	2,501	624,179	624,179	-	-	-	-	-	-
Total Net Project Cost Estimate:	(2,501)	2,501	3,757	-	-	-	-	-	-

Fire Totals for General Capital Improvement Fund (311)

	Fiscal Year 2019			FY 2020 Adopted	FY 2021 Estimate	FY 2022 Estimate	FY 2023 Estimate	FY 2024 Estimate	Total 2019 - 2021
	Prior Year Totals	Budget	Estimated Actuals						
Total Project Cost Estimate:	-	626,680	627,936	-	-	-	-	-	-
Total Project Funding Estimate:	2,501	624,179	624,179	-	-	-	-	-	-
Total Net Project Cost Estimate:	(2,501)	2,501	3,757	-	-	-	-	-	-

Fire Totals

	Fiscal Year 2019			FY 2020 Adopted	FY 2021 Estimate	FY 2022 Estimate	FY 2023 Estimate	FY 2024 Estimate	Total 2019 - 2021
	Prior Year Totals	Budget	Estimated Actuals						
Total Project Cost Estimate:	-	626,680	627,936	-	-	-	-	-	-
Total Project Funding Estimate:	2,501	624,179	624,179	-	-	-	-	-	-
Total Net Project Cost Estimate:	(2,501)	2,501	3,757	-	-	-	-	-	-

Parks & Recreation CIP



City of Santa Cruz
 Adopted Capital Investment Program Budget (by department)
 Fiscal Years 2020 - 2024

Parks and Recreation (NEW)

311- General Capital Improvement Fund

Agora Commons Surfacing Improvements

Project Description:

Remove asphalt, install waterproof barrier membrane, drains plumbed through the deck, and resurface with decorative concrete

	Fiscal Year 2019								
	Prior Year	Budgeted	Estimated Actuals	FY 2020 Adopted	FY 2021 Estimate	FY 2022 Estimate	FY 2023 Estimate	FY 2024 Estimate	Total 2020 - 2024
Project # c302031	Account # 311-30-43-9120-57303								
Project Cost Estimate:	-	-	-	-	-	-	180,000	-	180,000
Net Project Cost Estimates:	-	-	-	-	-	-	180,000	-	180,000

Beach Street Restroom Improvements Phase 2

Project Description:

Roof waterproofing & skylight replacement, framing repairs to walls, repair exterior stucco and trim, paint inside and out, new plumbing fixtures & carriers, floor surfacing, and partitions, make ADA corrections to grab-bars and fixtures, construct dumpster.

	Fiscal Year 2019								
	Prior Year	Budgeted	Estimated Actuals	FY 2020 Adopted	FY 2021 Estimate	FY 2022 Estimate	FY 2023 Estimate	FY 2024 Estimate	Total 2020 - 2024
Project # c302034	Account # 311-30-43-9120-57303								
Project Cost Estimate:	-	-	-	-	-	-	-	125,000	125,000
Net Project Cost Estimates:	-	-	-	-	-	-	-	125,000	125,000

City of Santa Cruz
 Adopted Capital Investment Program Budget (by department)
 Fiscal Years 2020 - 2024

Parks and Recreation (NEW)

311- General Capital Improvement Fund

Bethany Curve Path Restoration

Project Description:

Resurface existing Pathway and add new headerboards.

	Fiscal Year 2019								
	Prior Year	Budgeted	Estimated Actuals	FY 2020 Adopted	FY 2021 Estimate	FY 2022 Estimate	FY 2023 Estimate	FY 2024 Estimate	Total 2020 - 2024
Project # c302019	Account # 311-30-41-9110-57312								
Project Cost Estimate:	-	-	-	-	80,000	-	-	-	80,000
Net Project Cost Estimates:	-	-	-	-	80,000	-	-	-	80,000

Central Park Playground Upgrades

Project Description:

Install drainage, create sub base, install Pour N' Play surfacing, and new play equipment structures.

	Fiscal Year 2019								
	Prior Year	Budgeted	Estimated Actuals	FY 2020 Adopted	FY 2021 Estimate	FY 2022 Estimate	FY 2023 Estimate	FY 2024 Estimate	Total 2020 - 2024
Project # c302020	Account # 311-30-41-9110-57312								
Project Cost Estimate:	-	-	-	-	208,000	-	-	-	208,000
Project Funding Estimates:									
CDBG Fund	-	-	-	-	208,000	-	-	-	208,000
Net Project Cost Estimates:	-	-	-	-	-	-	-	-	-

City of Santa Cruz
 Adopted Capital Investment Program Budget (by department)
 Fiscal Years 2020 - 2024

Parks and Recreation (NEW)

311- General Capital Improvement Fund

Civic Roof repair

Project Description:

Replace the Civic main barrel roof and the flat roof along the parking lot side. (Priority level 2 - If funded in FY2020, this project would require \$260,000 from the General Fund.)

	Fiscal Year 2019								
	Prior Year	Budgeted	Estimated Actuals	FY 2020 Adopted	FY 2021 Estimate	FY 2022 Estimate	FY 2023 Estimate	FY 2024 Estimate	Total 2020 - 2024
Project # c302003	Account # 311-30-42-9120-57203								
Project Cost Estimate:	-	-	-	-	-	-	-	-	-
Project Funding Estimates:				2					
From General Fund	-	-	-	-	-	-	-	-	-
Net Project Cost Estimates:	-	-	-	-	-	-	-	-	-

Civic Sound system upgrade

Project Description:

Replace the aging EAW main loud speaker system with a used NEXONEXO Geo D10 line array system. Price includes delivery, NEXO NS1 prediction software designed plot to optimize venue.

	Fiscal Year 2019								
	Prior Year	Budgeted	Estimated Actuals	FY 2020 Adopted	FY 2021 Estimate	FY 2022 Estimate	FY 2023 Estimate	FY 2024 Estimate	Total 2020 - 2024
Project # c302013	Account # 311-30-42-9120-57390								
Project Cost Estimate:	-	-	-	-	62,000	-	-	-	62,000
Net Project Cost Estimates:	-	-	-	-	62,000	-	-	-	62,000

City of Santa Cruz
 Adopted Capital Investment Program Budget (by department)
 Fiscal Years 2020 - 2024

Parks and Recreation (NEW)

311- General Capital Improvement Fund

Cliff Street Walkway Retaining Wall

Project Description:

Replace badly deteriorated wooden retaining wall on the Cliff St. walkway with concrete wall that will be more stable and aesthetically pleasing. Currently portions of the wall have collapsed and are being propped up.

	Fiscal Year 2019								
	Prior Year	Budgeted	Estimated Actuals	FY 2020 Adopted	FY 2021 Estimate	FY 2022 Estimate	FY 2023 Estimate	FY 2024 Estimate	Total 2020 - 2024
Project # c302002	Account # 311-30-41-9110-57312								
Project Cost Estimate:	-	-	-	40,000	-	-	-	-	40,000
Project Funding Estimates:									
Parks and Rec Facilities Tax Fund	-	-	-	40,000	-	-	-	-	40,000
Net Project Cost Estimates:	-	-	-	-	-	-	-	-	-

Commons Stage Replacement

Project Description:

Repair stage substrate and pour new decorative concrete stage and entry ramps with geo-foam underlayment and new aluminum handrails.

	Fiscal Year 2019								
	Prior Year	Budgeted	Estimated Actuals	FY 2020 Adopted	FY 2021 Estimate	FY 2022 Estimate	FY 2023 Estimate	FY 2024 Estimate	Total 2020 - 2024
Project # c302025	Account # 311-30-43-9120-57303								
Project Cost Estimate:	-	-	-	-	-	-	-	60,000	60,000
Net Project Cost Estimates:	-	-	-	-	-	-	-	60,000	60,000

City of Santa Cruz
 Adopted Capital Investment Program Budget (by department)
 Fiscal Years 2020 - 2024

Parks and Recreation (NEW)

311- General Capital Improvement Fund

Driving Range Improvements

Project Description:

Replace driving range net, reconfigure/replace driving range net poles, replace perimeter cyclone fence, and improve stormwater management features.

	Fiscal Year 2019								
	Prior Year	Budgeted	Estimated Actuals	FY 2020 Adopted	FY 2021 Estimate	FY 2022 Estimate	FY 2023 Estimate	FY 2024 Estimate	Total 2020 - 2024
Project # c302022	Account # 311-30-45-9110-57312								
Project Cost Estimate:	-	-	-	-	-	-	300,000	-	300,000
Net Project Cost Estimates:	-	-	-	-	-	-	300,000	-	300,000

East Parking Lot Paving Project

Project Description:

Repair and refasten decking and substrate as needed, lay down giomat product and pave with polymer infused asphalt.

	Fiscal Year 2019								
	Prior Year	Budgeted	Estimated Actuals	FY 2020 Adopted	FY 2021 Estimate	FY 2022 Estimate	FY 2023 Estimate	FY 2024 Estimate	Total 2020 - 2024
Project # c302026	Account # 311-30-43-9190-57309								
Project Cost Estimate:	-	-	-	-	-	-	-	1,000,000	1,000,000
Net Project Cost Estimates:	-	-	-	-	-	-	-	1,000,000	1,000,000

City of Santa Cruz
 Adopted Capital Investment Program Budget (by department)
 Fiscal Years 2020 - 2024

Parks and Recreation (NEW)

311- General Capital Improvement Fund

Facility Improvements

Project Description:

Replace roofing on the Lodge and Driving Range buildings. Paint all buildings.

	Fiscal Year 2019			FY 2020 Adopted	FY 2021 Estimate	FY 2022 Estimate	FY 2023 Estimate	FY 2024 Estimate	Total 2020 - 2024
	Prior Year	Budgeted	Estimated Actuals						
Project # c302023	Account # 311-30-45-9120-57203								
Project Cost Estimate:	-	-	-	-	200,000	-	-	-	200,000
Net Project Cost Estimates:	-	-	-	-	200,000	-	-	-	200,000

Firefish Roof Replacement Phase 2

Project Description:

Replace mechanical equipment, plumbing, and electrical wiring as needed, and replace existing comp roof membrane with IB 80 mil welded membrane on remaining section of the Firefish roof replacement Project.

	Fiscal Year 2019			FY 2020 Adopted	FY 2021 Estimate	FY 2022 Estimate	FY 2023 Estimate	FY 2024 Estimate	Total 2020 - 2024
	Prior Year	Budgeted	Estimated Actuals						
Project # c302027	Account # 311-30-43-9120-57303								
Project Cost Estimate:	-	-	-	-	125,000	-	-	-	125,000
Net Project Cost Estimates:	-	-	-	-	125,000	-	-	-	125,000

City of Santa Cruz
 Adopted Capital Investment Program Budget (by department)
 Fiscal Years 2020 - 2024

Parks and Recreation (NEW)

311- General Capital Improvement Fund

Frederick Street Park Picnic Area

Project Description:

Create, install and provide proper drainage and terracing of the picnic area. Includes new orientation and a designated path of travel to the upper harbor area.

	Fiscal Year 2019								
	Prior Year	Budgeted	Estimated Actuals	FY 2020 Adopted	FY 2021 Estimate	FY 2022 Estimate	FY 2023 Estimate	FY 2024 Estimate	Total 2020 - 2024
Project # c302021	Account # 311-30-41-9110-57312								
Project Cost Estimate:	-	-	-	-	285,000	-	-	-	285,000
Net Project Cost Estimates:	-	-	-	-	285,000	-	-	-	285,000

Garfield Park Playground

Project Description:

Remove existing sand from Playground and replace with Poured in Place Surfacing.

	Fiscal Year 2019								
	Prior Year	Budgeted	Estimated Actuals	FY 2020 Adopted	FY 2021 Estimate	FY 2022 Estimate	FY 2023 Estimate	FY 2024 Estimate	Total 2020 - 2024
Project # c302017	Account # 311-30-41-9110-57312								
Project Cost Estimate:	-	-	-	-	110,000	-	-	-	110,000
Net Project Cost Estimates:	-	-	-	-	110,000	-	-	-	110,000

City of Santa Cruz
 Adopted Capital Investment Program Budget (by department)
 Fiscal Years 2020 - 2024

Parks and Recreation (NEW)

311- General Capital Improvement Fund

Harvey West Ballfield Lighting

Project Description:

Replacement of existing lighting and wooden poles with LED lighting system. Cost includes installation. (Priority level 2 - If funded in FY2020, this project would require \$800,000 from the General Fund.)

	Prior Year	Fiscal Year 2019		FY 2020 Adopted	FY 2021 Estimate	FY 2022 Estimate	FY 2023 Estimate	FY 2024 Estimate	Total 2020 - 2024
		Budgeted	Estimated Actuals						
Account # 311-30-41-9110-57305									
Project # c302001									
Project Cost Estimate:	-	-	-	-	-	-	-	-	-
Project Funding Estimates:				2					
From General Fund	-	-	-	-	-	-	-	-	-
Net Project Cost Estimates:	-	-	-	-	-	-	-	-	-

Harvey West Clubhouse Access

Project Description:

Improve accessibility around the outside seating area of the HW Clubhouse.

	Prior Year	Fiscal Year 2019		FY 2020 Adopted	FY 2021 Estimate	FY 2022 Estimate	FY 2023 Estimate	FY 2024 Estimate	Total 2020 - 2024
		Budgeted	Estimated Actuals						
Account # 311-30-41-9110-57312									
Project # c302008									
Project Cost Estimate:	-	-	-	-	48,000	-	-	-	48,000
Net Project Cost Estimates:	-	-	-	-	48,000	-	-	-	48,000

City of Santa Cruz
 Adopted Capital Investment Program Budget (by department)
 Fiscal Years 2020 - 2024

Parks and Recreation (NEW)

311- General Capital Improvement Fund

Irrigation System Improvements

Project Description:

Golf Course Irrigation System Improvements.

	Prior Year	Fiscal Year 2019		FY 2020 Adopted	FY 2021 Estimate	FY 2022 Estimate	FY 2023 Estimate	FY 2024 Estimate	Total 2020 - 2024
		Budgeted	Estimated Actuals						
Account # 311-30-45-9110-57312									
Project # c302012									
Project Cost Estimate:	-	-	-	-	50,000	50,000	50,000	50,000	200,000
Net Project Cost Estimates:	-	-	-	-	50,000	50,000	50,000	50,000	200,000

Ken W Skate Park Coping Replacement

Project Description:

Complete replacement of the aging coping around the skate pools.

	Prior Year	Fiscal Year 2019		FY 2020 Adopted	FY 2021 Estimate	FY 2022 Estimate	FY 2023 Estimate	FY 2024 Estimate	Total 2020 - 2024
		Budgeted	Estimated Actuals						
Account # 311-30-41-9110-57312									
Project # c302006									
Project Cost Estimate:	-	-	-	55,000	-	-	-	-	55,000
Project Funding Estimates:									
Parks and Rec Facilities Tax Fund	-	-	-	55,000	-	-	-	-	55,000
Net Project Cost Estimates:	-	-	-	-	-	-	-	-	-

City of Santa Cruz
 Adopted Capital Investment Program Budget (by department)
 Fiscal Years 2020 - 2024

Parks and Recreation (NEW)

311- General Capital Improvement Fund

Median Improvements

Project Description:

Median hardscape improvements throughout the City.

	Fiscal Year 2019								
	Prior Year	Budgeted	Estimated Actuals	FY 2020 Adopted	FY 2021 Estimate	FY 2022 Estimate	FY 2023 Estimate	FY 2024 Estimate	Total 2020 - 2024
Project # c302024	Account # 311-30-41-9130-57312								
Project Cost Estimate:	-	-	-	-	50,000	50,000	50,000	50,000	200,000
Net Project Cost Estimates:	-	-	-	-	50,000	50,000	50,000	50,000	200,000

Sand Trap Renovations

Project Description:

Design/build project to renovate golf course sand traps. Improve layout, drainage, and stormwater management.

	Fiscal Year 2019								
	Prior Year	Budgeted	Estimated Actuals	FY 2020 Adopted	FY 2021 Estimate	FY 2022 Estimate	FY 2023 Estimate	FY 2024 Estimate	Total 2020 - 2024
Project # c302011	Account # 311-30-45-9110-57312								
Project Cost Estimate:	-	-	-	-	50,000	50,000	50,000	-	150,000
Net Project Cost Estimates:	-	-	-	-	50,000	50,000	50,000	-	150,000

City of Santa Cruz
 Adopted Capital Investment Program Budget (by department)
 Fiscal Years 2020 - 2024

Parks and Recreation (NEW)

311- General Capital Improvement Fund

Sgt. Derby Park Irrigation Renovation

Project Description:

Relocate and redesign irrigation system to increase effectiveness and efficiency of water controls.

	Fiscal Year 2019								
	Prior Year	Budgeted	Estimated Actuals	FY 2020 Adopted	FY 2021 Estimate	FY 2022 Estimate	FY 2023 Estimate	FY 2024 Estimate	Total 2020 - 2024
Project # c302028	Account # 311-30-41-9110-57312								
Project Cost Estimate:	-	-	-	-	-	40,000	-	-	40,000
Net Project Cost Estimates:	-	-	-	-	-	40,000	-	-	40,000

Wharf Commons Surfacing Improvements

Project Description:

Remove asphalt, install waterproof barrier membrane, drains plumbed through the deck, and resurface with decorative concrete

	Fiscal Year 2019								
	Prior Year	Budgeted	Estimated Actuals	FY 2020 Adopted	FY 2021 Estimate	FY 2022 Estimate	FY 2023 Estimate	FY 2024 Estimate	Total 2020 - 2024
Project # c302029	Account # 311-30-43-9120-57303								
Project Cost Estimate:	-	-	-	-	-	400,000	-	-	400,000
Net Project Cost Estimates:	-	-	-	-	-	400,000	-	-	400,000

City of Santa Cruz
 Adopted Capital Investment Program Budget (by department)
 Fiscal Years 2020 - 2024

Parks and Recreation (NEW)

311- General Capital Improvement Fund

Wharf Equipment & Maintenance Shed

Project Description:

Erection of a 2000 sq. ft. steel building at the Wharf Corporation Yard after establishment of a longterm lease with RTC to garage heavy equipment and provide space for maintenance work projects out of the weather.

	Fiscal Year 2019								
	Prior Year	Budgeted	Estimated Actuals	FY 2020 Adopted	FY 2021 Estimate	FY 2022 Estimate	FY 2023 Estimate	FY 2024 Estimate	Total 2020 - 2024
Project # c302035	Account # 311-30-43-9120-57201								
Project Cost Estimate:	-	-	-	-	-	-	-	230,000	230,000
Net Project Cost Estimates:	-	-	-	-	-	-	-	230,000	230,000

Wharf Maintenance Building Improvements

Project Description:

Replace two roll-up doors and frames; replace building siding; improve building security and storage capacity.

	Fiscal Year 2019								
	Prior Year	Budgeted	Estimated Actuals	FY 2020 Adopted	FY 2021 Estimate	FY 2022 Estimate	FY 2023 Estimate	FY 2024 Estimate	Total 2020 - 2024
Project # c302030	Account # 311-30-43-9120-57303								
Project Cost Estimate:	-	-	-	-	-	-	100,000	-	100,000
Net Project Cost Estimates:	-	-	-	-	-	-	100,000	-	100,000

City of Santa Cruz
 Adopted Capital Investment Program Budget (by department)
 Fiscal Years 2020 - 2024

Parks and Recreation (NEW)

311- General Capital Improvement Fund

Wharf Master Plan Implementation Projects

Project Description:

Easr Walkway, Small Boat Landings, Entrance Gate and Improvements, South Large Boat Landing, South End Structural Improvements, and West Walkway.

	Fiscal Year 2019								
	Prior Year	Budgeted	Estimated Actuals	FY 2020 Adopted	FY 2021 Estimate	FY 2022 Estimate	FY 2023 Estimate	FY 2024 Estimate	Total 2020 - 2024
Project # c302036	Account # 311-30-43-9110-57303								
Project Cost Estimate:	-	-	-	-	35,000	35,000	35,000	35,000	140,000
Net Project Cost Estimates:	-	-	-	-	35,000	35,000	35,000	35,000	140,000

Wharf Public Landing # 2 Replacement

Project Description:

Rebuild landing structural substrate, Install slewing davit, ADA compliant gangplanks, flow-through decking on stationary landing and engineered floating dock section.

	Fiscal Year 2019								
	Prior Year	Budgeted	Estimated Actuals	FY 2020 Adopted	FY 2021 Estimate	FY 2022 Estimate	FY 2023 Estimate	FY 2024 Estimate	Total 2020 - 2024
Project # c302033	Account # 311-30-43-9120-57303								
Project Cost Estimate:	-	-	-	-	-	225,000	-	-	225,000
Net Project Cost Estimates:	-	-	-	-	-	225,000	-	-	225,000

City of Santa Cruz
 Adopted Capital Investment Program Budget (by department)
 Fiscal Years 2020 - 2024

Parks and Recreation (NEW)

311- General Capital Improvement Fund

Wharf Commons Overhead Walkway Repair & Resurface.

Project Description:

Remove pavers and reappear wood framing, install decorative concrete surfacing with trench drains connected to down spouts, replace all hand rails with ADA compliant hand rails.

	Fiscal Year 2019								Total 2020 - 2024
	Prior Year	Budgeted	Estimated Actuals	FY 2020 Adopted	FY 2021 Estimate	FY 2022 Estimate	FY 2023 Estimate	FY 2024 Estimate	
Project # c302032									
									Account # 311-30-43-9120-57303
Project Cost Estimate:	-	-	-	-	-	-	225,000	-	225,000
Net Project Cost Estimates:	-	-	-	-	-	-	225,000	-	225,000

City of Santa Cruz
 Adopted Capital Investment Program Budget (by department)
 Fiscal Years 2020 - 2024

New Capital Projects for General Capital Improvement Fund (311) Totals

	Fiscal Year 2019			FY 2020 Adopted	FY 2021 Estimate	FY 2022 Estimate	FY 2023 Estimate	FY 2024 Estimate	Total 2020 - 2024
	Prior Year Totals	Budget	Estimated Actuals						
Total Project Cost Estimate:	-	-	-	95,000	1,303,000	850,000	990,000	1,550,000	4,788,000
Total Project Funding Estimate:	-	-	-	95,000	208,000	-	-	-	303,000
Total Net Project Cost Estimate:	-	-	-	-	1,095,000	850,000	990,000	1,550,000	4,485,000

City of Santa Cruz
 Adopted Capital Investment Program Budget (by department)
 Fiscal Years 2020 - 2024

Parks and Recreation (EXISTING)

311- General Capital Improvement Fund

Beach Street Restrooms

Project Description:

Renovate the Beach Street Restrooms.

	Prior Year	Fiscal Year 2019		FY 2020 Adopted	FY 2021 Estimate	FY 2022 Estimate	FY 2023 Estimate	FY 2024 Estimate	Total 2020 - 2024
		Budgeted	Estimated Actuals						
Project # c301913									
									Account # 311-30-41-9120-57203
Project Cost Estimate:	-	100,000	100,000	-	-	-	-	-	-
Project Funding Estimates:									
Parks and Rec Facilities Tax Fund	-	100,000	100,000	-	-	-	-	-	-
Net Project Cost Estimates:	-	-	-	-	-	-	-	-	-

Bethany Curve Park Improvements

Project Description:

Improvements to Bethany Curve park as part of Coastal Permit mitigation.

	Prior Year	Fiscal Year 2019		FY 2020 Adopted	FY 2021 Estimate	FY 2022 Estimate	FY 2023 Estimate	FY 2024 Estimate	Total 2020 - 2024
		Budgeted	Estimated Actuals						
Project # c301915									
									Account # 311-30-41-9110-57312
Project Cost Estimate:	-	40,000	40,000	-	-	-	-	-	-
Project Funding Estimates:									
Capital contributions-developers	-	40,000	40,000	-	-	-	-	-	-
Net Project Cost Estimates:	-	-	-	-	-	-	-	-	-

City of Santa Cruz
 Adopted Capital Investment Program Budget (by department)
 Fiscal Years 2020 - 2024

Parks and Recreation (EXISTING)

311- General Capital Improvement Fund

Bicycle Trip Bike Park

Project Description:

Redesign, replace, and enhance the existing bicycle park facility at Depot Park.

	Fiscal Year 2019			FY 2020 Adopted	FY 2021 Estimate	FY 2022 Estimate	FY 2023 Estimate	FY 2024 Estimate	Total 2020 - 2024
	Prior Year	Budgeted	Estimated Actuals						
Project # c301914	Account # 311-30-41-9110-57312								
Project Cost Estimate:	-	72,512	72,512	-	-	-	-	-	-
Project Funding Estimates:									
CDBG Fund	-	72,512	72,512	-	-	-	-	-	-
Net Project Cost Estimates:	-	-	-	-	-	-	-	-	-

City of Santa Cruz
 Adopted Capital Investment Program Budget (by department)
 Fiscal Years 2020 - 2024

Parks and Recreation (EXISTING)

311- General Capital Improvement Fund

Brookwood Dr. Repair

Project Description:

Repair of Brookwood Drive service road located in DeLaveaga Park which provides emergency access for the 911 Center and residents. The road received extensive damage from the winter storms of 2016 and the repair is partially funded by Cal OES.

	Fiscal Year 2019								Total 2020 - 2024
	Prior Year	Budgeted	Estimated Actuals	FY 2020 Adopted	FY 2021 Estimate	FY 2022 Estimate	FY 2023 Estimate	FY 2024 Estimate	
Project # c301804	Account # 311-30-41-9150-57390								
Project Cost Estimate:	246,238	-	-	-	-	-	-	-	-
Project Funding Estimates:									
Quimby NE Quadrant	50,000	-	-	-	-	-	-	-	-
Parks and Rec Facilities Tax Fund	25,000	-	-	-	-	-	-	-	-
From General Fund	3,347	-	-	-	-	-	-	-	-
OES disaster relief	18,132	149,756	149,756	-	-	-	-	-	-
Net Project Cost Estimates:	149,759	(149,756)	(149,756)	-	-	-	-	-	-

City of Santa Cruz
 Adopted Capital Investment Program Budget (by department)
 Fiscal Years 2020 - 2024

Parks and recreation (EXISTING)

311- General Capital Improvement Fund

City Parks' Repair and Maintenance

Project Description:

Establish funding for unexpected and unforeseen projects throughout City parks.

	Fiscal Year 2019								
	Prior Year	Budgeted	Estimated Actuals	FY 2020 Adopted	FY 2021 Estimate	FY 2022 Estimate	FY 2023 Estimate	FY 2024 Estimate	Total 2020 - 2024
Project # c301612	Account # 311-30-41-9110-57312								
Project Cost Estimate:	109,874	25,000	25,000	-	-	-	-	-	-
Project Funding Estimates:									
Parks and Rec Facilities Tax Fund	55,414	25,000	25,000	-	-	-	-	-	-
Net Project Cost Estimates:	54,460	-	-	-	-	-	-	-	-

Civic Auditorium Theatre Lighting Improvements

Project Description:

Improvements to theatre lighting in the Civic Auditorium

	Fiscal Year 2019								
	Prior Year	Budgeted	Estimated Actuals	FY 2020 Adopted	FY 2021 Estimate	FY 2022 Estimate	FY 2023 Estimate	FY 2024 Estimate	Total 2020 - 2024
Project # c301604	Account # 311-30-41-9120-57290								
Project Cost Estimate:	62,445	4,555	4,555	-	-	-	-	-	-
Project Funding Estimates:									
Parks and Rec Facilities Tax Fund	62,445	4,555	4,555	-	-	-	-	-	-
Net Project Cost Estimates:	-	-	-	-	-	-	-	-	-

City of Santa Cruz
 Adopted Capital Investment Program Budget (by department)
 Fiscal Years 2020 - 2024

Parks and Recreation (EXISTING)

311- General Capital Improvement Fund

DeLaveaga Golf Course Building Remodel

Project Description:

Structural repairs to the Golf Course Lodge which include the upstairs deck and stairways.

	Fiscal Year 2019								
	Prior Year	Budgeted	Estimated Actuals	FY 2020 Adopted	FY 2021 Estimate	FY 2022 Estimate	FY 2023 Estimate	FY 2024 Estimate	Total 2020 - 2024
Project # c301801	Account # 311-30-41-9110-57203								
Project Cost Estimate:	415,437	625,151	625,151	-	-	-	-	-	-
Project Funding Estimates:									
From General Fund	-	625,151	625,151	-	-	-	-	-	-
Net Project Cost Estimates:	415,437	-	-	-	-	-	-	-	-

DeLaveaga Golf Course Facility Improvements

Project Description:

Repairs and improvements to golf course facilities such as roof repair, plumbing, and painting.

	Fiscal Year 2019								
	Prior Year	Budgeted	Estimated Actuals	FY 2020 Adopted	FY 2021 Estimate	FY 2022 Estimate	FY 2023 Estimate	FY 2024 Estimate	Total 2020 - 2024
Project # c301213	Account # 311-30-45-9190-57106								
Project Cost Estimate:	190,560	9,440	9,440	-	-	-	-	-	-
Project Funding Estimates:									
Parks and Rec Facilities Tax Fund	125,169	9,440	9,440	-	-	-	-	-	-
Net Project Cost Estimates:	65,391	-	-	-	-	-	-	-	-

City of Santa Cruz
 Adopted Capital Investment Program Budget (by department)
 Fiscal Years 2020 - 2024

Parks and Recreation (EXISTING)

311- General Capital Improvement Fund

Delaveaga Golf Course Public Restroom Improvements

Project Description:

Improvements to the public restrooms at Delaveaga Golf Course Lodge.

	Prior Year	Fiscal Year 2019		FY 2020 Adopted	FY 2021 Estimate	FY 2022 Estimate	FY 2023 Estimate	FY 2024 Estimate	Total 2020 - 2024
		Budgeted	Estimated Actuals						
Project # c301513									
									Account # 311-30-41-9120-57203
Project Cost Estimate:	58,828	1,172	1,172	-	-	-	-	-	-
Project Funding Estimates:									
Parks and Rec Facilities Tax Fund	58,828	1,172	1,172	-	-	-	-	-	-
Net Project Cost Estimates:	-	-	-	-	-	-	-	-	-

DeLaveaga Park Parking Lot Rehabilitation

Project Description:

Remove old asphalt, fix drainage, apply asphalt and slurry seal, and re-stripe.

	Prior Year	Fiscal Year 2019		FY 2020 Adopted	FY 2021 Estimate	FY 2022 Estimate	FY 2023 Estimate	FY 2024 Estimate	Total 2020 - 2024
		Budgeted	Estimated Actuals						
Project # c300901									
									Account # 311-30-41-9110-57309
Project Cost Estimate:	200,000	-	-	-	-	-	-	-	-
Project Funding Estimates:									
Quimby NE Quadrant	200,000	-	-	-	-	-	-	-	-
Net Project Cost Estimates:	-	-	-	-	-	-	-	-	-

City of Santa Cruz
 Adopted Capital Investment Program Budget (by department)
 Fiscal Years 2020 - 2024

Parks and Recreation (EXISTING)

311- General Capital Improvement Fund

DeLaveaga Park Watershed Management

Project Description:

Provides for watershed management for DeLaveaga Park.

	Fiscal Year 2019								
	Prior Year	Budgeted	Estimated Actuals	FY 2020 Adopted	FY 2021 Estimate	FY 2022 Estimate	FY 2023 Estimate	FY 2024 Estimate	Total 2020 - 2024
Project # c301203	Account # 311-30-41-9110-57312								
Project Cost Estimate:	50,549	-	-	-	-	-	-	-	-
Project Funding Estimates:									
Quimby NE Quadrant	50,549	-	-	-	-	-	-	-	-
Net Project Cost Estimates:	-	-	-	-	-	-	-	-	-

Garfield Park Irrigation

Project Description:

Renovate Garfield Park irrigation.

	Fiscal Year 2019								
	Prior Year	Budgeted	Estimated Actuals	FY 2020 Adopted	FY 2021 Estimate	FY 2022 Estimate	FY 2023 Estimate	FY 2024 Estimate	Total 2020 - 2024
Project # c301911	Account # 311-30-41-9110-57390								
Project Cost Estimate:	-	15,000	15,000	-	-	-	-	-	-
Project Funding Estimates:									
Parks and Rec Facilities Tax Fund	-	15,000	15,000	-	-	-	-	-	-
Net Project Cost Estimates:	-	-	-	-	-	-	-	-	-

City of Santa Cruz
 Adopted Capital Investment Program Budget (by department)
 Fiscal Years 2020 - 2024

Parks and Recreation (EXISTING)

311- General Capital Improvement Fund

Harvey West Playground

Project Description:

Renovate the Harvey West Playground and add ADA features.

	Prior Year	Fiscal Year 2019		FY 2020 Adopted	FY 2021 Estimate	FY 2022 Estimate	FY 2023 Estimate	FY 2024 Estimate	Total 2020 - 2024
		Budgeted	Estimated Actuals						
Project # c301902									
									Account # 311-30-41-9110-57312
Project Cost Estimate:	-	125,000	125,000	-	-	-	-	-	-
Project Funding Estimates:									
Quimby NW Quadrant	-	125,000	125,000	-	-	-	-	-	-
Net Project Cost Estimates:	-	-	-	-	-	-	-	-	-

Lighthouse Avenue Park Playground Enhancement

Project Description:

Renovate the playground at Lighthouse Avenue Park.

	Prior Year	Fiscal Year 2019		FY 2020 Adopted	FY 2021 Estimate	FY 2022 Estimate	FY 2023 Estimate	FY 2024 Estimate	Total 2020 - 2024
		Budgeted	Estimated Actuals						
Project # c301912									
									Account # 311-30-41-9110-57312
Project Cost Estimate:	-	30,000	30,000	-	-	-	-	-	-
Project Funding Estimates:									
Parks and Rec Facilities Tax Fund	-	30,000	30,000	-	-	-	-	-	-
Net Project Cost Estimates:	-	-	-	-	-	-	-	-	-

City of Santa Cruz
 Adopted Capital Investment Program Budget (by department)
 Fiscal Years 2020 - 2024

Parks and Recreation (EXISTING)

311- General Capital Improvement Fund

Louden Nelson Community Center Improvements

Project Description:

Improvements to Louden Nelson Community Center funded by grant from Department of Housing and Community Development.

	Fiscal Year 2019								
	Prior Year	Budgeted	Estimated Actuals	FY 2020 Adopted	FY 2021 Estimate	FY 2022 Estimate	FY 2023 Estimate	FY 2024 Estimate	Total 2020 - 2024
Project # c301703	Account # 311-30-43-9210-57203								
Project Cost Estimate:	586,271	-	-	-	-	-	-	-	-
Project Funding Estimates:									
State capital grants	572,675	-	-	-	-	-	-	-	-
Net Project Cost Estimates:	(1,404)	-	-	-	-	-	-	-	-

Natural Bridges Gymnasium Floor Repair, Replacement

Project Description:

Natural Bridges Elementary School gymnasium is used by City Parks and Recreation for adult and youth sports programs. Located in the southwest quadrant of the City, we request allocation of parks fees and taxes received from this quadrant for the improvements. The expenses related to this project will be shared with the school.

	Fiscal Year 2019								
	Prior Year	Budgeted	Estimated Actuals	FY 2020 Adopted	FY 2021 Estimate	FY 2022 Estimate	FY 2023 Estimate	FY 2024 Estimate	Total 2020 - 2024
Project # c301702	Account # 311-30-41-9210-57203								
Project Cost Estimate:	-	10,000	10,000	-	-	-	-	-	-
Project Funding Estimates:									
Quimby SW Quadrant	-	10,000	10,000	-	-	-	-	-	-
Net Project Cost Estimates:	-	-	-	-	-	-	-	-	-

City of Santa Cruz
 Adopted Capital Investment Program Budget (by department)
 Fiscal Years 2020 - 2024

Parks and Recreation (EXISTING)

311- General Capital Improvement Fund

Parks and Recreation Master Plan

Project Description:

Develop a Parks and Recreation Master Plan that helps guide the Department into the future.

	Fiscal Year 2019								
	Prior Year	Budgeted	Estimated Actuals	FY 2020 Adopted	FY 2021 Estimate	FY 2022 Estimate	FY 2023 Estimate	FY 2024 Estimate	Total 2020 - 2024
Project # c301528	Account # 101-50-72-1303-52156								
Project Cost Estimate:	144,281	56,095	56,095	-	-	-	-	-	-
Project Funding Estimates:									
From General Plan Fund	-	-	-	-	-	-	-	-	-
Parks and Rec Facilities Tax Fund	14,304	-	-	-	-	-	-	-	-
Quimby NW Quadrant	35,697	-	-	-	-	-	-	-	-
Net Project Cost Estimates:	94,280	56,095	56,095	-	-	-	-	-	-

Repaint Townclock

Project Description:

Repaint all painted exterior surfaces of Town Clock.

	Fiscal Year 2019								
	Prior Year	Budgeted	Estimated Actuals	FY 2020 Adopted	FY 2021 Estimate	FY 2022 Estimate	FY 2023 Estimate	FY 2024 Estimate	Total 2020 - 2024
Project # c301904	Account # 311-30-41-9120-57290								
Project Cost Estimate:	-	7,500	7,500	-	-	-	-	-	-
Project Funding Estimates:									
Quimby NW Quadrant	-	7,500	7,500	-	-	-	-	-	-
Net Project Cost Estimates:	-	-	-	-	-	-	-	-	-

City of Santa Cruz
 Adopted Capital Investment Program Budget (by department)
 Fiscal Years 2020 - 2024

Parks and Recreation (EXISTING)

311- General Capital Improvement Fund

Repair Irrigation along Riverwalk

Project Description:

Repair existing irrigation along the Santa Cruz Riverwalk.

	Fiscal Year 2019								
	Prior Year	Budgeted	Estimated Actuals	FY 2020 Adopted	FY 2021 Estimate	FY 2022 Estimate	FY 2023 Estimate	FY 2024 Estimate	Total 2020 - 2024
Project # c301901	Account # 311-30-41-9150-57390								
Project Cost Estimate:	-	25,000	25,000	-	-	-	-	-	-
Project Funding Estimates:									
Quimby NE Quadrant	-	25,000	25,000	-	-	-	-	-	-
Net Project Cost Estimates:	-	-	-	-	-	-	-	-	-

San Lorenzo Park Improvements

Project Description:

Funding to make improvements as determined by the Parks and Recreation Master Plan.

	Fiscal Year 2019								
	Prior Year	Budgeted	Estimated Actuals	FY 2020 Adopted	FY 2021 Estimate	FY 2022 Estimate	FY 2023 Estimate	FY 2024 Estimate	Total 2020 - 2024
Project # c301614	Account # 311-30-41-9110-57312								
Project Cost Estimate:	138,864	24,110	24,110	-	-	-	-	-	-
Project Funding Estimates:									
Parks and Rec Facilities Tax Fund	100,000	-	-	-	-	-	-	-	-
Donations-Parks and Recreation	25,000	25,000	25,000	-	-	-	-	-	-
Net Project Cost Estimates:	13,864	(890)	(890)	-	-	-	-	-	-

City of Santa Cruz
 Adopted Capital Investment Program Budget (by department)
 Fiscal Years 2020 - 2024

Parks and Recreation (EXISTING)

311- General Capital Improvement Fund

San Lorenzo Park Redesign

Project Description:

San Lorenzo Park redesign master planning process.

	Prior Year	Fiscal Year 2019		FY 2020 Adopted	FY 2021 Estimate	FY 2022 Estimate	FY 2023 Estimate	FY 2024 Estimate	Total 2020 - 2024
		Budgeted	Estimated Actuals						
Account # 311-30-41-9110-57312									
Project # c301907									
Project Cost Estimate:	-	100,000	100,000	-	-	-	-	-	-
Project Funding Estimates:									
Parks and Rec Facilities Tax Fund	-	100,000	100,000	-	-	-	-	-	-
Net Project Cost Estimates:	-	-	-	-	-	-	-	-	-

Sgt Derby Improvements

Project Description:

Sgt. Derby Park planning study and improvements.

	Prior Year	Fiscal Year 2019		FY 2020 Adopted	FY 2021 Estimate	FY 2022 Estimate	FY 2023 Estimate	FY 2024 Estimate	Total 2020 - 2024
		Budgeted	Estimated Actuals						
Account # 311-30-41-9110-57312									
Project # c301910									
Project Cost Estimate:	-	50,000	50,000	-	-	-	-	-	-
Project Funding Estimates:									
Parks and Rec Facilities Tax Fund	-	50,000	50,000	-	-	-	-	-	-
Net Project Cost Estimates:	-	-	-	-	-	-	-	-	-

City of Santa Cruz
 Adopted Capital Investment Program Budget (by department)
 Fiscal Years 2020 - 2024

Parks and Recreation (EXISTING)

311- General Capital Improvement Fund

Sgt Derby Pickleball Courts

Project Description:

Construct pickleball courts at Sgt. Derby Park.

	Prior Year	Fiscal Year 2019		FY 2020 Adopted	FY 2021 Estimate	FY 2022 Estimate	FY 2023 Estimate	FY 2024 Estimate	Total 2020 - 2024
		Budgeted	Estimated Actuals						
Project # c301909									
									Account # 311-30-41-9110-57312
Project Cost Estimate:	-	55,000	55,000	-	-	-	-	-	-
Project Funding Estimates:									
Parks and Rec Facilities Tax Fund	-	55,000	55,000	-	-	-	-	-	-
Net Project Cost Estimates:	-	-	-	-	-	-	-	-	-

Surfing Museum Improvements

Project Description:

This project will replace all the exterior railing at the Surf Museum which is located at the Lighthouse at Lighthouse Field. The project will include much needed improvement to the 29 year old exhibits on display.

	Prior Year	Fiscal Year 2019		FY 2020 Adopted	FY 2021 Estimate	FY 2022 Estimate	FY 2023 Estimate	FY 2024 Estimate	Total 2020 - 2024
		Budgeted	Estimated Actuals						
Project # c301522									
									Account # 311-30-41-9120-57203
Project Cost Estimate:	12,406	35,594	35,594	-	-	-	-	-	-
Project Funding Estimates:									
Quimby SW Quadrant	12,406	35,594	35,594	-	-	-	-	-	-
Net Project Cost Estimates:	-	-	-	-	-	-	-	-	-

City of Santa Cruz
 Adopted Capital Investment Program Budget (by department)
 Fiscal Years 2020 - 2024

Parks and Recreation (EXISTING)

311- General Capital Improvement Fund

Trails Study

Project Description:

Conduct an Open Space Trails Study.

	Prior Year	Fiscal Year 2019		FY 2020 Adopted	FY 2021 Estimate	FY 2022 Estimate	FY 2023 Estimate	FY 2024 Estimate	Total 2020 - 2024
		Budgeted	Estimated Actuals						
Project # c301908									
									Account # 311-30-41-9190-57312
Project Cost Estimate:	-	40,000	40,000	-	-	-	-	-	-
Project Funding Estimates:									
Parks and Rec Facilities Tax Fund	-	40,000	40,000	-	-	-	-	-	-
Net Project Cost Estimates:	-	-	-	-	-	-	-	-	-

University Terrace Restrooms

Project Description:

Construct a new restroom at University Terrace Park.

	Prior Year	Fiscal Year 2019		FY 2020 Adopted	FY 2021 Estimate	FY 2022 Estimate	FY 2023 Estimate	FY 2024 Estimate	Total 2020 - 2024
		Budgeted	Estimated Actuals						
Project # c301905									
									Account # 311-30-41-9120-57203
Project Cost Estimate:	-	60,000	60,000	-	-	-	-	-	-
Project Funding Estimates:									
Quimby NW Quadrant	-	60,000	60,000	-	-	-	-	-	-
Net Project Cost Estimates:	-	-	-	-	-	-	-	-	-

City of Santa Cruz
 Adopted Capital Investment Program Budget (by department)
 Fiscal Years 2020 - 2024

Parks and Recreation (EXISTING)

311- General Capital Improvement Fund

Westlake Path

Project Description:

Construct a walking path around Westlake Park.

	Fiscal Year 2019								
	Prior Year	Budgeted	Estimated Actuals	FY 2020 Adopted	FY 2021 Estimate	FY 2022 Estimate	FY 2023 Estimate	FY 2024 Estimate	Total 2020 - 2024
Project # c301903	Account # 311-30-41-9110-57312								
Project Cost Estimate:	-	40,000	40,000	-	-	-	-	-	-
Project Funding Estimates:									
Quimby NW Quadrant	-	40,000	40,000	-	-	-	-	-	-
Net Project Cost Estimates:	-	-	-	-	-	-	-	-	-

City of Santa Cruz
 Adopted Capital Investment Program Budget (by department)
 Fiscal Years 2020 - 2024

Existing Capital Projects for General Capital Improvement Fund (311) Totals

	Fiscal Year 2019			FY 2020 Adopted	FY 2021 Estimate	FY 2022 Estimate	FY 2023 Estimate	FY 2024 Estimate	Total 2020 - 2024
	Prior Year Totals	Budget	Estimated Actuals						
Total Project Cost Estimate:	2,215,753	1,551,129	1,551,129	-	-	-	-	-	-
Total Project Funding Estimate:	1,423,966	1,645,680	1,645,680	-	-	-	-	-	-
Total Net Project Cost Estimate:	791,787	(94,551)	(94,551)	-	-	-	-	-	-

Parks and Recreation Totals for General Capital Improvement Fund (311)

	Fiscal Year 2019			FY 2020 Adopted	FY 2021 Estimate	FY 2022 Estimate	FY 2023 Estimate	FY 2024 Estimate	Total 2019 - 2021
	Prior Year Totals	Budget	Estimated Actuals						
Total Project Cost Estimate:	2,215,753	1,551,129	1,551,129	95,000	1,303,000	850,000	990,000	1,550,000	4,788,000
Total Project Funding Estimate:	1,423,966	1,645,680	1,645,680	95,000	208,000	-	-	-	303,000
Total Net Project Cost Estimate:	791,787	(94,551)	(94,551)	-	1,095,000	850,000	990,000	1,550,000	4,485,000

Parks and Recreation Totals

	Fiscal Year 2019			FY 2020 Adopted	FY 2021 Estimate	FY 2022 Estimate	FY 2023 Estimate	FY 2024 Estimate	Total 2019 - 2021
	Prior Year Totals	Budget	Estimated Actuals						
Total Project Cost Estimate:	2,215,753	1,551,129	1,551,129	95,000	1,303,000	850,000	990,000	1,550,000	4,788,000
Total Project Funding Estimate:	1,423,966	1,645,680	1,645,680	95,000	208,000	-	-	-	303,000
Total Net Project Cost Estimate:	791,787	(94,551)	(94,551)	-	1,095,000	850,000	990,000	1,550,000	4,485,000

Public Works CIP



City of Santa Cruz
 Adopted Capital Investment Program Budget (by department)
 Fiscal Years 2020 - 2024

Public Works (NEW)

221- Gas Tax Fund

Mission Street Improvement Plan

Project Description:

The City's General Plan EIR requires that certain intersections on Mission St (Hwy 1) be improved as mitigation to GP planned growth. This project proposes to develop a coordinated improvement and implementation plan. Improvements are required at Chestnut-King, Laurel, Bay & Swift.

	Fiscal Year 2019								Total 2020 - 2024
	Prior Year	Budgeted	Estimated Actuals	FY 2020 Adopted	FY 2021 Estimate	FY 2022 Estimate	FY 2023 Estimate	FY 2024 Estimate	
Project # c402001	Account # 221-40-64-9311-57304								
Project Cost Estimate:	-	-	-	-	250,000	1,250,000	-	5,000,000	6,500,000
Project Funding Estimates:									
Traffic Impact - Citywide	-	-	-	-	250,000	500,000	-	1,000,000	1,750,000
State capital grants	-	-	-	-	-	500,000	-	3,000,000	3,500,000
Net Project Cost Estimates:	-	-	-	-	-	250,000	-	1,000,000	1,250,000

City of Santa Cruz
 Adopted Capital Investment Program Budget (by department)
 Fiscal Years 2020 - 2024

New Capital Projects for Gas Tax Fund (221) Totals

	Fiscal Year 2019			FY 2020 Adopted	FY 2021 Estimate	FY 2022 Estimate	FY 2023 Estimate	FY 2024 Estimate	Total 2020 - 2024
	Prior Year Totals	Budget	Estimated Actuals						
Total Project Cost Estimate:	-	-	-	-	250,000	1,250,000	-	5,000,000	6,500,000
Total Project Funding Estimate:	-	-	-	-	250,000	1,000,000	-	4,000,000	5,250,000
Total Net Project Cost Estimate:	-	-	-	-	-	250,000	-	1,000,000	1,250,000

City of Santa Cruz
 Adopted Capital Investment Program Budget (by department)
 Fiscal Years 2020 - 2024

Public Works (EXISTING)

221- Gas Tax Fund

Bay - West Cliff Intersection Improvements

Project Description:

The Beach/SOLA Plan, and subsequently the General Plan identified traffic circulation improvements at Bay/West Cliff to reduce congestion and improve safety. This is a Traffic Impact Fee intersection and mitigation for the General Plan buildout. Staff will evaluate a future roundabout versus a traffic signal. A roundabout will require additional rights-of-way and will be incorporated in the Dream Inn's proposed development at 190 West Cliff Drive. It is important to delineate the project limits prior to the project approval process.

	Fiscal Year 2019								Total 2020 - 2024
	Prior Year	Budgeted	Estimated Actuals	FY 2020 Adopted	FY 2021 Estimate	FY 2022 Estimate	FY 2023 Estimate	FY 2024 Estimate	
Project # c401905	Account # 221-40-64-9320-57306								
Project Cost Estimate:	-	75,000	75,000	300,000	-	-	-	-	300,000
Project Funding Estimates:									
Traffic Impact - Citywide	-	75,000	75,000	300,000	-	-	-	-	300,000
State capital grants	-	-	-	-	-	-	-	-	-
Net Project Cost Estimates:	-	-	-	-	-	-	-	-	-

City of Santa Cruz
 Adopted Capital Investment Program Budget (by department)
 Fiscal Years 2020 - 2024

Public Works (EXISTING)

221- Gas Tax Fund

Bay and King Streets Protected Left-Turns

Project Description:

This Highway Safety Improvement Program (HSIP) Cycle 7 safety project converts the permissive left-turns (no arrow indicator) at the intersection to protected left-turns (green-red indicator arrow) on Bay at King and provides street lighting between Escalona and King. This is a very important safety project for bicyclists and pedestrians, and is fully funded by the federal HSIP grant.

	Fiscal Year 2019								
	Prior Year	Budgeted	Estimated Actuals	FY 2020 Adopted	FY 2021 Estimate	FY 2022 Estimate	FY 2023 Estimate	FY 2024 Estimate	Total 2020 - 2024
Project # c401616	Account # 221-40-64-9330-57307								
Project Cost Estimate:	9,564	327,336	327,336	-	-	-	-	-	-
Project Funding Estimates:									
Fed grants - STIP	12,820	324,080	324,080	-	-	-	-	-	-
Net Project Cost Estimates:	(3,256)	3,256	3,256	-	-	-	-	-	-

Bay Street Sidewalk Completion Infill

Project Description:

This Highway Safety Improvement Program (HSIP) Cycle 7 safety project provides sidewalks on the west side of Bay Street, between Escalona and King. This is a very important safety project for pedestrians, and is funded 88.53% by the federal HSIP grant.

	Fiscal Year 2019								
	Prior Year	Budgeted	Estimated Actuals	FY 2020 Adopted	FY 2021 Estimate	FY 2022 Estimate	FY 2023 Estimate	FY 2024 Estimate	Total 2020 - 2024
Project # c401615	Account # 221-40-64-9330-57307								
Project Cost Estimate:	40,956	586,744	586,744	-	-	-	-	-	-
Project Funding Estimates:									
Fed grants - STIP	264,610	538,469	538,469	-	-	-	-	-	-
Net Project Cost Estimates:	(223,654)	48,275	48,275	-	-	-	-	-	-

City of Santa Cruz
 Adopted Capital Investment Program Budget (by department)
 Fiscal Years 2020 - 2024

Public Works (EXISTING)

221- Gas Tax Fund

Bay/High Intersection Improvements

Project Description:

With General Plan buildout this intersection will operate at LOS F and improvements will help prevent collisions associated with unprotected left-turns. The proposed improvements are based on recommendations of a transportation study. Improvements may include the installation of protected left-turns on High Street or a roundabout. Concept approval, environmental review and design was initiated, with construction anticipated in FY22 if approved. The cost estimate is preliminary and will be refined during current phase. Project is contingent on City, University and grant approval. Air District grant for concept development was approved. STIP grant application for additional funding has not yet been approved.

	Fiscal Year 2019								Total 2020 - 2024
	Prior Year	Budgeted	Estimated Actuals	FY 2020 Adopted	FY 2021 Estimate	FY 2022 Estimate	FY 2023 Estimate	FY 2024 Estimate	
Project # c401103	Account # 221-40-64-9320-57306								
Project Cost Estimate:	61,890	648,110	648,110	-	-	1,500,000	-	-	1,500,000
Project Funding Estimates:									
Traffic Impact - Citywide	31,890	248,110	248,110	-	-	300,000	-	-	300,000
Local grant - MBUAPCD	30,000	-	-	-	-	-	-	-	-
Fed grants - STIP	-	400,000	400,000	-	-	1,200,000	-	-	1,200,000
Net Project Cost Estimates:	-	-	-	-	-	-	-	-	-

City of Santa Cruz
 Adopted Capital Investment Program Budget (by department)
 Fiscal Years 2020 - 2024

Public Works (EXISTING)

221- Gas Tax Fund

Beach/Cliff Traffic Signal

Project Description:

Project is in the approved Beach/SOLA plan and will reduce congestion, and improve pedestrian and bike safety. Project is contingent on collecting traffic impact fees and grant award. Grant application for funding has not yet been filed.

	Fiscal Year 2019			FY 2020 Adopted	FY 2021 Estimate	FY 2022 Estimate	FY 2023 Estimate	FY 2024 Estimate	Total 2020 - 2024
	Prior Year	Budgeted	Estimated Actuals						
Project # c401303	Account # 221-40-64-9320-57306								
Project Cost Estimate:	4,013	225,987	225,987	-	-	-	-	300,000	300,000
Project Funding Estimates:									
Traffic Impact - Citywide	-	70,000	70,000	-	-	-	-	100,000	100,000
Federal capital grants	-	160,000	160,000	-	-	-	-	200,000	200,000
Net Project Cost Estimates:	4,013	(4,013)	(4,013)	-	-	-	-	-	-

Bridge Maintenance

Project Description:

Repair of identified maintenance deficiencies such as damaged deck joints, concrete spalling and rust on several local bridges. Repairs have been identified through regular inspections by Caltrans Structures staff. Contingent on availability of state or federal grant funding.

	Fiscal Year 2019			FY 2020 Adopted	FY 2021 Estimate	FY 2022 Estimate	FY 2023 Estimate	FY 2024 Estimate	Total 2020 - 2024
	Prior Year	Budgeted	Estimated Actuals						
Project # m401302	Account # 221-40-64-9370-57310								
Project Cost Estimate:	1,159	200,000	200,000	-	-	-	-	-	-
Project Funding Estimates:									
State capital grants	-	180,000	180,000	-	-	-	-	-	-
Net Project Cost Estimates:	1,159	20,000	20,000	-	-	-	-	-	-

City of Santa Cruz
 Adopted Capital Investment Program Budget (by department)
 Fiscal Years 2020 - 2024

Public Works (EXISTING)

221- Gas Tax Fund

Citywide Safe Routes to School Crossing Improvements

Project Description:

The project is a combination of infrastructure projects and non-infrastructure program funded through an approved Active Transportation Program Cycle 2 grant in the amount of \$1.404 million. It includes high-priority selected improvements at intersections around Santa Cruz City Schools and supports education and encouragement programs.

	Fiscal Year 2019								
	Prior Year	Budgeted	Estimated Actuals	FY 2020 Adopted	FY 2021 Estimate	FY 2022 Estimate	FY 2023 Estimate	FY 2024 Estimate	Total 2020 - 2024
Project # c401617	Account # 221-40-64-9330-57307								
Project Cost Estimate:	195,897	1,208,103	1,208,103	-	-	-	-	-	-
Project Funding Estimates:									
State capital grants - ATP	108,880	1,295,120	1,295,120	-	-	-	-	-	-
Net Project Cost Estimates:	87,017	(87,017)	(87,017)	-	-	-	-	-	-

Citywide Traffic Signal Controller Upgrade

Project Description:

This project will upgrade existing traffic signal control systems at 33 intersections Citywide. The current controllers are 1980's technology and should be upgraded to current technology that will improve performance and communications, and in some locations be capable of using the interconnected adaptive technology, such as the project that was recently completed on Ocean Street and Laurel Street.

	Fiscal Year 2019								
	Prior Year	Budgeted	Estimated Actuals	FY 2020 Adopted	FY 2021 Estimate	FY 2022 Estimate	FY 2023 Estimate	FY 2024 Estimate	Total 2020 - 2024
Project # c401602	Account # 221-40-64-9330-57307								
Project Cost Estimate:	11,368	378,632	378,632	400,000	-	-	-	-	400,000
Net Project Cost Estimates:	11,368	378,632	378,632	400,000	-	-	-	-	400,000

City of Santa Cruz
 Adopted Capital Investment Program Budget (by department)
 Fiscal Years 2020 - 2024

Public Works (EXISTING)

221- Gas Tax Fund

Delaware - Swift Intersection Improvements

Project Description:

With the increased development on the west side, primarily at 2120 Delaware, it is time to evaluate improvements at the intersection based on cumulative traffic mitigation measures as identified in the General Plan and TIF Program. In FY22, evaluate roundabout and traffic signal options for the intersection and construct in FY23.

Fiscal Year 2019

	Prior Year	<u>Budgeted</u>	<u>Estimated Actuals</u>	FY 2020 Adopted	FY 2021 Estimate	FY 2022 Estimate	FY 2023 Estimate	FY 2024 Estimate	Total 2020 - 2024
Project # c401904									
									Account # 221-40-62-9390-57304
Project Cost Estimate:	-	-	-	-	-	100,000	500,000	-	600,000
Project Funding Estimates:									
Traffic Impact - Citywide	-	-	-	-	-	100,000	100,000	-	200,000
Federal capital grants	-	-	-	-	-	-	400,000	-	400,000
Net Project Cost Estimates:	-	-	-	-	-	-	-	-	-

City of Santa Cruz
 Adopted Capital Investment Program Budget (by department)
 Fiscal Years 2020 - 2024

Public Works (EXISTING)

221- Gas Tax Fund

Downtown Intersection Improvements

Project Description:

The Downtown Plan Amendments identified deficiencies at 3 intersections as a result of the cumulative traffic analysis; Pacific/Laurel, Front/Laurel and Front/Soquel. The project includes the design of the improvements in FY20 and construction of the improvements in FY21 and contingent on developer contributions.

	Fiscal Year 2019								Total 2020 - 2024
	Prior Year	Budgeted	Estimated Actuals	FY 2020 Adopted	FY 2021 Estimate	FY 2022 Estimate	FY 2023 Estimate	FY 2024 Estimate	
Project # c401903	Account # 221-40-64-9320-57304								
Project Cost Estimate:	-	-	-	100,000	300,000	-	-	-	400,000
Project Funding Estimates:									
Traffic Impact - Citywide	-	-	-	-	-	-	-	-	-
Capital contributions-developers	-	-	-	-	200,000	-	-	-	200,000
Net Project Cost Estimates:	-	-	-	100,000	100,000	-	-	-	200,000

City of Santa Cruz
 Adopted Capital Investment Program Budget (by department)
 Fiscal Years 2020 - 2024

Public Works (EXISTING)

221- Gas Tax Fund

HSIP Cycle 8 Crossing Improvements

Project Description:

This HSIP Cycle 8 transportation safety grant provides funding to improve safety at 21 identified nonsignalized intersections throughout the city. The project includes pedestrian markings, signs, new curb ramps, streetlights, bulb-outs and Rectangular Rapid Flashing Beacons (RRFB) on the Soquel, Seabright, North Branciforte, King, Bay, Alta and Bethany Curve avenues and streets.

	Fiscal Year 2019								Total 2020 - 2024
	Prior Year	Budgeted	Estimated Actuals	FY 2020 Adopted	FY 2021 Estimate	FY 2022 Estimate	FY 2023 Estimate	FY 2024 Estimate	
Project # c401801	Account # 221-40-64-9330-57307								
Project Cost Estimate:	3,484	968,200	968,200	-	-	-	-	-	-
Project Funding Estimates:									
Federal Grants (HSIP)	-	968,200	968,200	-	-	-	-	-	-
Net Project Cost Estimates:	3,484	-	-	-	-	-	-	-	-

City of Santa Cruz
 Adopted Capital Investment Program Budget (by department)
 Fiscal Years 2020 - 2024

Public Works (EXISTING)

221- Gas Tax Fund

Murray Street Bridge Seismic Retrofit

Project Description:

Seismic retrofit of existing bridge over the Harbor. The project concept has been approved by Council in the past and includes new railings, wider bike lanes and sidewalk, and street lighting. The relocation of harbor facilities and boat docks is required during construction, as well as one-way traffic control on the bridge. Environmental review was completed in FY 2012, allowing the design and right-of-way process to proceed and is currently underway. Federal grant funds have been approved and the project is eligible for State Proposition 1B funds in lieu of a large local match. Construction has been delayed to address County Sanitation District changes to the force main under the harbor, and is also contingent on right-of-way approval and utility relocation.

	Fiscal Year 2019								Total 2020 - 2024
	Prior Year	Budgeted	Estimated Actuals	FY 2020 Adopted	FY 2021 Estimate	FY 2022 Estimate	FY 2023 Estimate	FY 2024 Estimate	
Project # c409321	Account # 221-40-62-9370-57310								
Project Cost Estimate:	4,160,741	8,231,775	8,231,775	-	-	-	-	-	-
Project Funding Estimates:									
State capital grants	212,764	-	-	-	-	-	-	-	-
Federal capital grants	3,251,664	7,886,222	7,886,222	-	-	-	-	-	-
Local capital grants	10,000	-	-	-	-	-	-	-	-
Net Project Cost Estimates:	686,313	345,553	345,553	-	-	-	-	-	-

City of Santa Cruz
 Adopted Capital Investment Program Budget (by department)
 Fiscal Years 2020 - 2024

Public Works (EXISTING)

221- Gas Tax Fund

Ocean/Water Intersection Improvements

Project Description:

This project is in the Citywide Cumulative Development Traffic Study and General Plan to address build out conditions. It is consistent with the Ocean Street Plan. This project includes a second left-turn lane on Ocean southbound to Water, and a right-turn lane on Water eastbound. The project will include the new Ocean Street design concepts. Signal modifications and widening are also required. The SW corner construction adding the right-turn, larger pedestrian refuge island and green bike lane is complete. Construction of the NW corner to add the second left turn, large pedestrian refuge island and green lane will done be in FY19, contingent on PG&E relocation of a major electrical splice box.

	Fiscal Year 2019								Total 2020 - 2024
	Prior Year	Budgeted	Estimated Actuals	FY 2020 Adopted	FY 2021 Estimate	FY 2022 Estimate	FY 2023 Estimate	FY 2024 Estimate	
Project # c401410	Account # 221-40-64-9320-57304								
Project Cost Estimate:	181,705	439,613	439,613	-	-	-	-	-	-
Project Funding Estimates:									
Donations-other	20,000	-	-	-	-	-	-	-	-
Capital contributions-developers	-	-	-	-	-	-	-	-	-
Traffic Impact - Citywide	60,387	439,613	439,613	-	-	-	-	-	-
Net Project Cost Estimates:	101,318	-	-	-	-	-	-	-	-

City of Santa Cruz
 Adopted Capital Investment Program Budget (by department)
 Fiscal Years 2020 - 2024

Public Works (EXISTING)

221- Gas Tax Fund

Pacific Avenue Sidewalk - Front to Second

Project Description:

Project proposes to address an important missing link by constructing 200 lineal feet of sidewalk on the east side of Pacific Avenue, between Front and Second Streets, and extending the bike lane. The diagonal parking will be replaced with parallel parking and will result in the loss of about 4 spaces. Drainage will be addressed. Grant funds have been awarded for this project.

	Fiscal Year 2019								Total 2020 - 2024
	Prior Year	Budgeted	Estimated Actuals	FY 2020 Adopted	FY 2021 Estimate	FY 2022 Estimate	FY 2023 Estimate	FY 2024 Estimate	
Project # c401902	Account # 221-40-64-9330-57307								
Project Cost Estimate:	-	-	-	400,000	-	-	-	-	400,000
Project Funding Estimates:									
State grants-RXTPX Funds	-	-	-	250,000	-	-	-	-	250,000
Transfer from 2016 Trnsp Measure D	-	-	-	150,000	-	-	-	-	150,000
Net Project Cost Estimates:	-	-	-	-	-	-	-	-	-

City of Santa Cruz
 Adopted Capital Investment Program Budget (by department)
 Fiscal Years 2020 - 2024

Public Works (EXISTING)

221- Gas Tax Fund

Pacific-Front Intersection Improvements

Project Description:

Evaluate additional traffic control options at the intersection, including a roundabout, following occupancy of 555 Pacific project and evaluation of the pedestrian and turn lane improvements installed with the 555 Pacific project.

	Fiscal Year 2019								
	Prior Year	Budgeted	Estimated Actuals	FY 2020 Adopted	FY 2021 Estimate	FY 2022 Estimate	FY 2023 Estimate	FY 2024 Estimate	Total 2020 - 2024
Project # c401906	Account # 221-40-64-9320-57307								
Project Cost Estimate:	-	-	-	-	50,000	-	-	-	50,000
Project Funding Estimates:									
Traffic Impact - Citywide	-	-	-	-	-	-	-	-	-
Net Project Cost Estimates:	-	-	-	-	50,000	-	-	-	50,000

Riverside/Second Intersection Improvements

Project Description:

This intersection improvement project has been changed to eliminate the need for Beach/SOLA plan recommended traffic signal or roundabout. The Council approved concept includes pedestrian activated flashers, streetscape, changing Leibrandt one-way inbound and removing the stop controls. This project schedule is included in the Riverside Ave Utility undergrounding project.

	Fiscal Year 2019								
	Prior Year	Budgeted	Estimated Actuals	FY 2020 Adopted	FY 2021 Estimate	FY 2022 Estimate	FY 2023 Estimate	FY 2024 Estimate	Total 2020 - 2024
Project # c401105	Account # 221-40-64-9320-57306								
Project Cost Estimate:	75,296	174,704	174,704	-	-	-	-	-	-
Project Funding Estimates:									
Traffic Impact - Citywide	50,000	174,704	174,704	-	-	-	-	-	-
Net Project Cost Estimates:	25,296	-	-	-	-	-	-	-	-

City of Santa Cruz
 Adopted Capital Investment Program Budget (by department)
 Fiscal Years 2020 - 2024

Public Works (EXISTING)

221- Gas Tax Fund

Soquel at Frederick Minor Widening

Project Description:

Minor widening of Soquel at Frederick to improve east-bound lane transition, and on Frederick to improve the bike lane and vehicle lane assignments. Includes right-turn overlap phase to improve intersection operational efficiency and highlighting pedestrian crossings. RSTP grant approved for construction.

Fiscal Year 2019

	Prior Year	Budgeted	Estimated Actuals	FY 2020 Adopted	FY 2021 Estimate	FY 2022 Estimate	FY 2023 Estimate	FY 2024 Estimate	Total 2020 - 2024
Project # c401003									
									Account # 221-40-64-9311-57304
Project Cost Estimate:	16,178	321,822	321,822	-	-	-	-	-	-
Project Funding Estimates:									
RDA Successor Agency	1,870	-	-	-	-	-	-	-	-
State capital grants	-	188,000	188,000	-	-	-	-	-	-
Net Project Cost Estimates:	14,308	133,822	133,822	-	-	-	-	-	-

City of Santa Cruz
 Adopted Capital Investment Program Budget (by department)
 Fiscal Years 2020 - 2024

Public Works (EXISTING)

221- Gas Tax Fund

State Route 1 Bridge Replacement

Project Description:

The Project Study Report (PDS) has identified the need to replace and widen the critical Highway 1 bridge over the San Lorenzo River. The City has completed the PDS and will start environmental review and design, as staff resources become available. The PDS was approved by Caltrans. The projects goals are to improve traffic capacity, safety, flood flows and fish passage, and provide seismic stability. With the current deteriorated condition of the bridge, replacement is highly recommended. The PDS estimates the construction cost range from \$9 to \$15 million. A grant application has not yet been filed.

	Fiscal Year 2019								
	Prior Year	Budgeted	Estimated Actuals	FY 2020 Adopted	FY 2021 Estimate	FY 2022 Estimate	FY 2023 Estimate	FY 2024 Estimate	Total 2020 - 2024
Project # c401402									Account # 221-40-64-9370-57310
Project Cost Estimate:	-	1,350,000	1,350,000	-	-	15,500,000	-	-	15,500,000
Project Funding Estimates:									
Federal capital grants	-	500,000	500,000	-	-	14,000,000	-	-	14,000,000
Net Project Cost Estimates:	-	850,000	850,000	-	-	1,500,000	-	-	1,500,000

City of Santa Cruz
 Adopted Capital Investment Program Budget (by department)
 Fiscal Years 2020 - 2024

Public Works (EXISTING)

221- Gas Tax Fund

State Route 1/9 Intersection Improvements

Project Description:

The project had been recommended in the Harvey West Traffic Studies, Citywide Cumulative Development Traffic Study and General Plan to reduce congestion and improve safety. The Project Study Report and environmental review are completed and approved by Caltrans. Project design had been initiated in FY 2015 and right-of-way acquisition initiated in 2017 based on the 65% design plans. Construction of the intersection improvements is anticipated in following row acquisition and state approvals. STIP grants of \$2,853,000 were awarded for construction.

	Fiscal Year 2019								
	Prior Year	Budgeted	Estimated Actuals	FY 2020 Adopted	FY 2021 Estimate	FY 2022 Estimate	FY 2023 Estimate	FY 2024 Estimate	Total 2020 - 2024
Project # c400805	Account # 221-40-64-9330-57304								
Project Cost Estimate:	877,214	8,546,000	8,546,000	-	-	-	-	-	-
Project Funding Estimates:									
RDA Successor Agency	5,108	500,000	500,000	-	-	-	-	-	-
Traffic Impact - Citywide	870,151	4,697,849	4,697,849	-	-	-	-	-	-
State grants - Prop 1B	-	-	-	-	-	-	-	-	-
Federal capital grants	-	2,853,000	2,853,000	-	-	-	-	-	-
Net Project Cost Estimates:	1,955	495,151	495,151	-	-	-	-	-	-

City of Santa Cruz
 Adopted Capital Investment Program Budget (by department)
 Fiscal Years 2020 - 2024

Public Works (EXISTING)

221- Gas Tax Fund

West Cliff Drive Multi-use Path Pavement Rehabilitation

Project Description:

This project will address some of the deferred maintenance of the path surface with patching, edge repair and slurry paving of the multi-use path. The first phase from Bay to Lighthouse Field was completed in FY 2012 and the second phase from Lighthouse to John Street was completed in FY 2015. The third phase is being developed for construction in FY2020 following the storm damage repair near Chico Ave.

	Fiscal Year 2019								Total 2020 - 2024
	Prior Year	Budgeted	Estimated Actuals	FY 2020 Adopted	FY 2021 Estimate	FY 2022 Estimate	FY 2023 Estimate	FY 2024 Estimate	
Project # m400819	Account # 221-40-64-9330-57304								
Project Cost Estimate:	367,512	200,000	200,000	300,000	-	-	-	-	300,000
Project Funding Estimates:									
State grants - TDA	306,152	-	-	200,000	-	-	-	-	200,000
Capital contributions-developers	-	100,000	100,000	100,000	-	-	-	-	100,000
General CIP Fund	35,726	-	-	-	-	-	-	-	-
Net Project Cost Estimates:	25,634	100,000	100,000	-	-	-	-	-	-

City of Santa Cruz
 Adopted Capital Investment Program Budget (by department)
 Fiscal Years 2020 - 2024

Existing Capital Projects for Gas Tax Fund (221) Totals

	Fiscal Year 2019								Total 2020 - 2024
	Prior Year Totals	Budget	Estimated Actuals	FY 2020 Adopted	FY 2021 Estimate	FY 2022 Estimate	FY 2023 Estimate	FY 2024 Estimate	
Total Project Cost Estimate:	6,006,977	23,882,026	23,882,026	1,500,000	350,000	17,100,000	500,000	300,000	19,750,000
Total Project Funding Estimate:	5,272,022	21,598,367	21,598,367	1,000,000	200,000	15,600,000	500,000	300,000	17,600,000
Total Net Project Cost Estimate:	734,955	2,283,659	2,283,659	500,000	150,000	1,500,000	-	-	2,150,000

Public Works Totals for Gas Tax Fund (221)

	Fiscal Year 2019								Total 2019 - 2021
	Prior Year Totals	Budget	Estimated Actuals	FY 2020 Adopted	FY 2021 Estimate	FY 2022 Estimate	FY 2023 Estimate	FY 2024 Estimate	
Total Project Cost Estimate:	6,006,977	23,882,026	23,882,026	1,500,000	600,000	18,350,000	500,000	5,300,000	26,250,000
Total Project Funding Estimate:	5,272,022	21,598,367	21,598,367	1,000,000	450,000	16,600,000	500,000	4,300,000	22,850,000
Total Net Project Cost Estimate:	734,955	2,283,659	2,283,659	500,000	150,000	1,750,000	-	1,000,000	3,400,000

City of Santa Cruz
 Adopted Capital Investment Program Budget (by department)
 Fiscal Years 2020 - 2024

Public Works (EXISTING)

235- Clean Rivers & Beaches Fund

Cowell Beach Water Quality Project

Project Description:

Project includes the following tasks, some of which are complete: 1) Installed screening under the wharf on and near shore to prevent pigeons from roosting near the Cowells beach hotspot; 2) Convened a panel of outside experts to review the City's current testing regime and provide advice on future testing; 3) Continue Microbial Source Tracking testing; and 4) Provide funding to the Cowell Beach Working Group.

	Fiscal Year 2019								
	Prior Year	Budgeted	Estimated Actuals	FY 2020 Adopted	FY 2021 Estimate	FY 2022 Estimate	FY 2023 Estimate	FY 2024 Estimate	Total 2020 - 2024
Project # c401614	Account # 235-40-60-9235-57311								
Project Cost Estimate:	74,821	85,179	85,179	-	-	-	-	-	-
Project Funding Estimates:									
Wastewater Fund	40,000	-	-	-	-	-	-	-	-
From General Fund	7,895	-	-	-	-	-	-	-	-
Net Project Cost Estimates:	26,926	85,179	85,179	-	-	-	-	-	-

Stormwater Trash Capture Program

Project Description:

The State Water Resources Control Board adopted an amendment to the SWQC Permit requiring the city to "capture all trash". The permit amendment requires the City to implement a program within 10 years. The funding will assist in developing the program and initial implementation.

	Fiscal Year 2019								
	Prior Year	Budgeted	Estimated Actuals	FY 2020 Adopted	FY 2021 Estimate	FY 2022 Estimate	FY 2023 Estimate	FY 2024 Estimate	Total 2020 - 2024
Project # c401701	Account # 235-40-60-9235-57311								
Project Cost Estimate:	8,998	131,002	131,002	50,000	-	-	-	1,000,000	1,050,000
Net Project Cost Estimates:	8,998	131,002	131,002	50,000	-	-	-	1,000,000	1,050,000

City of Santa Cruz
 Adopted Capital Investment Program Budget (by department)
 Fiscal Years 2020 - 2024

Existing Capital Projects for Clean Rivers & Beaches Fund (235) Totals

	Prior Year Totals	Fiscal Year 2019		FY 2020 Adopted	FY 2021 Estimate	FY 2022 Estimate	FY 2023 Estimate	FY 2024 Estimate	Total 2020 - 2024
		Budget	Estimated Actuals						
Total Project Cost Estimate:	83,819	216,181	216,181	50,000	-	-	-	1,000,000	1,050,000
Total Project Funding Estimate:	47,895	-	-	-	-	-	-	-	-
Total Net Project Cost Estimate:	35,924	216,181	216,181	50,000	-	-	-	1,000,000	1,050,000

Public Works Totals for Clean Rivers & Beaches Fund (235)

	Prior Year Totals	Fiscal Year 2019		FY 2020 Adopted	FY 2021 Estimate	FY 2022 Estimate	FY 2023 Estimate	FY 2024 Estimate	Total 2019 - 2021
		Budget	Estimated Actuals						
Total Project Cost Estimate:	83,819	216,181	216,181	50,000	-	-	-	1,000,000	1,050,000
Total Project Funding Estimate:	47,895	-	-	-	-	-	-	-	-
Total Net Project Cost Estimate:	35,924	216,181	216,181	50,000	-	-	-	1,000,000	1,050,000

City of Santa Cruz
 Adopted Capital Investment Program Budget (by department)
 Fiscal Years 2020 - 2024

Public Works (NEW)

311- General Capital Improvement Fund

Soquel/Pine Storm Drain

Project Description:

Alleviate flood on Soquel Avenue between Pine Street and Doyle Street by constructing a 30-inch pipeline on Pine Street from Soquel Avenue to Broadway. Approximate length of pipeline will be 1,800 feet.

	Fiscal Year 2019								Total 2020 - 2024
	Prior Year	Budgeted	Estimated Actuals	FY 2020 Adopted	FY 2021 Estimate	FY 2022 Estimate	FY 2023 Estimate	FY 2024 Estimate	
Project # c402002	Account # 311-40-64-9340-57311								
Project Cost Estimate:	-	-	-	-	-	-	1,300,000	-	1,300,000
Net Project Cost Estimates:	-	-	-	-	-	-	1,300,000	-	1,300,000

City of Santa Cruz
 Adopted Capital Investment Program Budget (by department)
 Fiscal Years 2020 - 2024

New Capital Projects for General Capital Improvement Fund (311) Totals

	Fiscal Year 2019			FY 2020 Adopted	FY 2021 Estimate	FY 2022 Estimate	FY 2023 Estimate	FY 2024 Estimate	Total 2020 - 2024
	Prior Year Totals	Budget	Estimated Actuals						
Total Project Cost Estimate:	-	-	-	-	-	-	1,300,000	-	1,300,000
Total Project Funding Estimate:	-	-	-	-	-	-	-	-	-
Total Net Project Cost Estimate:	-	-	-	-	-	-	1,300,000	-	1,300,000

City of Santa Cruz
 Adopted Capital Investment Program Budget (by department)
 Fiscal Years 2020 - 2024

Public Works (EXISTING)

311- General Capital Improvement Fund

Bay Drive Storm Damage Repair

Project Description:

The slope between the median trail and the creek, on the west side and between Escalona and Nobel eroded in a past storms. Ongoing erosion will impacts the walkway and will impact Bay Drive soon if the slope is not repaired. Storm damage funding is not available and costs have escalated.

	Fiscal Year 2019								
	Prior Year	Budgeted	Estimated Actuals	FY 2020 Adopted	FY 2021 Estimate	FY 2022 Estimate	FY 2023 Estimate	FY 2024 Estimate	Total 2020 - 2024
Project # c401507	Account # 311-40-62-9320-57306								
Project Cost Estimate:	22,758	202,242	202,242	150,000	-	-	-	-	150,000
Project Funding Estimates:									
Gas Tax Fund	-	-	-	150,000	-	-	-	-	150,000
Net Project Cost Estimates:	22,758	202,242	202,242	-	-	-	-	-	-

Catch Basin Replacement Program

Project Description:

Upgrade 15 non-standard catch basins with standard Type B catch basins at various locations throughout the city to reduce clogging during rainfall, minimizing maintenance and localized flooding.

	Fiscal Year 2019								
	Prior Year	Budgeted	Estimated Actuals	FY 2020 Adopted	FY 2021 Estimate	FY 2022 Estimate	FY 2023 Estimate	FY 2024 Estimate	Total 2020 - 2024
Project # c401610	Account # 311-40-64-9330-57307								
Project Cost Estimate:	122,905	100,921	100,921	50,000	50,000	50,000	50,000	50,000	250,000
Project Funding Estimates:									
Gas Tax Fund	49,079	100,921	100,921	50,000	50,000	50,000	50,000	50,000	250,000
Net Project Cost Estimates:	73,826	-	-	-	-	-	-	-	-

City of Santa Cruz
 Adopted Capital Investment Program Budget (by department)
 Fiscal Years 2020 - 2024

Public Works (EXISTING)

311- General Capital Improvement Fund

Chestnut Street Storm Drain Replacement

Project Description:

The Chestnut Street Storm drain, north of Laurel Street to Church Street, is in very poor condition and should be replaced. The design process determined the extent of the deterioration and which sections could be rehabilitated and which will be replaced. There is approximately 2000 lineal feet of storm drain pipe the must be fixed prior to collapse and paving of the street, include the railroad track area. (Priority level 1 - If funded in FY2020, this project would require \$25,000 from the General Fund.)

	Fiscal Year 2019								
	Prior Year	Budgeted	Estimated Actuals	FY 2020 Adopted	FY 2021 Estimate	FY 2022 Estimate	FY 2023 Estimate	FY 2024 Estimate	Total 2020 - 2024
Project # c401505	Account # 311-40-64-9340-57311								
Project Cost Estimate:	-	-	-	-	600,000	-	-	-	600,000
Project Funding Estimates:				1					
From General Fund	-	-	-	-	-	-	-	-	-
Net Project Cost Estimates:	-	-	-	-	600,000	-	-	-	600,000

CMP Storm Drain Pipe Replacement

Project Description:

Corrugated Metal Pipe (CMP) storm drain pipe has a useful life of approximately 50 years. There are several of these storm drains citywide where the pipe has corroded and collapsed, necessitating replacement with plastic pipe which has a longer useful life.

	Fiscal Year 2019								
	Prior Year	Budgeted	Estimated Actuals	FY 2020 Adopted	FY 2021 Estimate	FY 2022 Estimate	FY 2023 Estimate	FY 2024 Estimate	Total 2020 - 2024
Project # c401709	Account # 311-40-64-9340-57311								
Project Cost Estimate:	97,607	100,000	100,000	100,000	50,000	50,000	50,000	50,000	300,000
Project Funding Estimates:									
Gas Tax Fund	50,000	100,000	100,000	100,000	50,000	50,000	50,000	50,000	300,000
Net Project Cost Estimates:	47,607	-	-	-	-	-	-	-	-

City of Santa Cruz
 Adopted Capital Investment Program Budget (by department)
 Fiscal Years 2020 - 2024

Public Works (EXISTING)

311- General Capital Improvement Fund

Curtis Street Storm Drain Phase II

Project Description:

Design and construct approximately 700 feet of 36 inch diameter storm drain line on Curtis, Coulson and Berry Streets may prevent flooding of streets, sidewalks and private property. This builds on the Phase I project downstream that was completed in FY 2017.

	Fiscal Year 2019								
	Prior Year	Budgeted	Estimated Actuals	FY 2020 Adopted	FY 2021 Estimate	FY 2022 Estimate	FY 2023 Estimate	FY 2024 Estimate	Total 2020 - 2024
Project # c401802	Account # 311-40-64-9340-57311								
Project Cost Estimate:	-	-	-	-	-	-	500,000	-	500,000
Net Project Cost Estimates:	-	-	-	-	-	-	500,000	-	500,000

Electric Vehicle Charging Station Expansion in Public City Parking Lots

Project Description:

This project consists of development, design and installation of networked level 2 electric vehicle charging stations and networked DC fast chargers and all associated infrastructure upgrades required at locations to be determined during development. As recommended by the recently completed Public Electric Vehicle Charging Needs and Use study and Electric Vehicles owner surveys, the project will provide an appropriate level of charging infrastructure for the anticipated increase in electric vehicles within and visiting Santa Cruz. This project funding is currently unknown but will likely be funded through grants at approximately 80%.

	Fiscal Year 2019								
	Prior Year	Budgeted	Estimated Actuals	FY 2020 Adopted	FY 2021 Estimate	FY 2022 Estimate	FY 2023 Estimate	FY 2024 Estimate	Total 2020 - 2024
Project # c101904	Account # 311-10-00-9410-57290								
Project Cost Estimate:	-	-	-	200,000	-	-	-	-	200,000
Project Funding Estimates:									
Local grant - MBUAPCD	-	-	-	200,000	-	-	-	-	200,000
Net Project Cost Estimates:	-	-	-	-	-	-	-	-	-

City of Santa Cruz
 Adopted Capital Investment Program Budget (by department)
 Fiscal Years 2020 - 2024

Public Works (EXISTING)

311- General Capital Improvement Fund

Ladera Drive Storm Drain Improvement

Project Description:

The existing Ladera Drive storm drain currently is an 18 inch pipe that transports rain water from over 30 acres of residential area. The pipe runs from Ladera Drive to Mission Street. The undersized pipe runs from Ladera Drive to Mission Street and is located under two homes, because of its location and size during moderate storm events, Ladera Drive may flood. The proposed project would consist of constructing approximately 1,200 feet of 30 inch pipeline along Ladera Drive, King Street and a City alley thereby avoiding any private property. The project would be constructed with the Ladera Sanitary Sewer Project. Due to the flood waters infiltrating into the sanitary sewer and negatively effecting that system, wastewater funds will fund a portion of the project.

	Prior Year	Fiscal Year 2019		FY 2020 Adopted	FY 2021 Estimate	FY 2022 Estimate	FY 2023 Estimate	FY 2024 Estimate	Total 2020 - 2024
		Budgeted	Estimated Actuals						
Project # c401901									
Project Cost Estimate:	-	550,000	550,000	-	-	-	-	-	-
Project Funding Estimates:									
Wastewater Fund	-	200,000	200,000	-	-	-	-	-	-
From General Fund	-	350,000	350,000	-	-	-	-	-	-
Net Project Cost Estimates:	-	-	-	-	-	-	-	-	-

City of Santa Cruz
 Adopted Capital Investment Program Budget (by department)
 Fiscal Years 2020 - 2024

Public Works (EXISTING)

311- General Capital Improvement Fund

Market Street Sidewalk and Bike Lane

Project Description:

Construct sidewalk within the existing Market Street roadway, between Avalon and Stoney Creek Rd, where none currently exists. Requires installation of a new marked crosswalk near Avalon St to provide continuity on the west side of the street. Project includes minor widening at Market/Goss Ave to complete sidewalk, ramp and bike lane. A grant has not yet been approved.

	Fiscal Year 2019								Total 2020 - 2024	
	Prior Year	Budgeted	Estimated Actuals	FY 2020 Adopted	FY 2021 Estimate	FY 2022 Estimate	FY 2023 Estimate	FY 2024 Estimate		
Project # c401806	Account # 311-40-64-9330-57307									
Project Cost Estimate:	-	-	-	-	-	-	-	520,000	-	520,000
Project Funding Estimates:										
Transfer from 2016 Trnsp Measure D	-	-	-	-	-	-	-	100,000	-	100,000
Federal capital grants	-	-	-	-	-	-	-	400,000	-	400,000
Capital contributions-developers	-	-	-	-	-	-	-	20,000	-	20,000
Net Project Cost Estimates:	-	-	-	-	-	-	-	-	-	-

City of Santa Cruz
 Adopted Capital Investment Program Budget (by department)
 Fiscal Years 2020 - 2024

Public Works (EXISTING)

311- General Capital Improvement Fund

MB Sanctuary Scenic Trail (Rail Trail) Segments 8 & 9

Project Description:

This ATP Cycle 3 project includes funding for the design and environmental review of the rail trail segments 8 & 9, between the Wharf Roundabout and 17th Avenue. The proposed 2.18 mile trail is within the City and County of Santa Cruz and will be a joint project for the purpose of this grant. A non-infrastructure component for safety, education and encouragement is included in the funding. The Land Trust of Santa Cruz County is providing the local match to this approved grant. Future City and SCCRTC Measure D funding is allocated to match the grant for construction, which has been applied for.

	Fiscal Year 2019		FY 2020 Adopted	FY 2021 Estimate	FY 2022 Estimate	FY 2023 Estimate	FY 2024 Estimate	Total 2020 - 2024	
	Prior Year	Budgeted							Estimated Actuals
Project # c401804									
							Account # 311-40-64-9330-57307		
Project Cost Estimate:	-	4,669,000	4,669,000	-	-	-	26,600,000	-	26,600,000
Project Funding Estimates:									
Measure D - SCCRTC	-	-	-	-	-	-	2,000,000	-	2,000,000
Transfer from 2016 Trnsp Measure D	-	-	-	-	-	-	1,700,000	-	1,700,000
Local capital grant-SC County Land Trust	-	1,500,000	1,500,000	-	-	-	-	-	-
Federal capital grants	-	3,169,000	3,169,000	-	-	-	22,900,000	-	22,900,000
Local capital grant-SC County Land Trust	-	-	-	-	-	-	-	-	-
Net Project Cost Estimates:	-	-	-	-	-	-	-	-	-

City of Santa Cruz
 Adopted Capital Investment Program Budget (by department)
 Fiscal Years 2020 - 2024

Public Works (EXISTING)

311- General Capital Improvement Fund

MB Sanctuary Scenic Trail (Rail Trail) Segment 7

Project Description:

Project includes the portion of the MBSC Trail (rail trail) Segment 7 that is within the city limits, from Natural Bridges to the MB Sanctuary Center at Pacific and Beach. This segment is explained in further detail in the Master Plan. Working in conjunction with SCCRTC, Railroad and City staff, a consultant has completed the design details for the trail, environmental review documents, permits and construction documents. Construction is contingent on many factors, including a SCCRTC/City agreement, permitting etc. Federal and State grants have been awarded by SCCRTC, Measure D funds allocated and some private contributions have been received. Bids were received and rejected for Phase I, which has been redesigned. A new grant has been applied for Phase 2 with a Measure D match.

	Fiscal Year 2019								
	Prior Year	Budgeted	Estimated Actuals	FY 2020 Adopted	FY 2021 Estimate	FY 2022 Estimate	FY 2023 Estimate	FY 2024 Estimate	Total 2020 - 2024
Project # c401413	Account # 311-40-64-9330-57307								
Project Cost Estimate:	1,150,721	6,578,432	6,578,432	9,951,850	-	-	-	-	9,951,850
Project Funding Estimates:									
Contributions - businesses	42,135	50,000	50,000	-	-	-	-	-	-
Measure D - SCCRTC	-	1,100,000	1,100,000	1,000,000	-	-	-	-	1,000,000
From General Fund	57,420	-	-	-	-	-	-	-	-
State grant-Coastal Conservancy	159,598	-	-	-	-	-	-	-	-
Gas Tax Fund	-	1,000,000	1,000,000	-	-	-	-	-	-
Transfer from 2016 Trnsp Measure D	-	-	-	1,000,000	-	-	-	-	1,000,000
Federal Grants (HSIP)	-	-	-	7,951,850	-	-	-	-	7,951,850
Federal capital grants	325,876	2,929,124	2,929,124	-	-	-	-	-	-
State capital grants-STIP	303,406	1,501,594	1,501,594	-	-	-	-	-	-
Net Project Cost Estimates:	262,286	(2,286)	(2,286)	-	-	-	-	-	-

City of Santa Cruz
 Adopted Capital Investment Program Budget (by department)
 Fiscal Years 2020 - 2024

Public Works (EXISTING)

311- General Capital Improvement Fund

Mission Street Hill Utility Undergrounding

Project Description:

The undergrounding of overhead utilities on the City's portion of Mission Street, from Chestnut to Mission Plaza and within the Mission Hill Plaza area, has been approved by Council as the next Rule 20A district. A Rule 20A project is funded by PG&E from rate payer allocations and the City has borrowed funding from future allocations to fully fund the project. The local funding has been used to design the project in anticipation of partial reimbursement from Rule 20A funds. Local funds will be used to address easements and install decorative streetlights when the utility poles with streetlights are removed.

	Fiscal Year 2019								Total 2020 - 2024
	Prior Year	Budgeted	Estimated Actuals	FY 2020 Adopted	FY 2021 Estimate	FY 2022 Estimate	FY 2023 Estimate	FY 2024 Estimate	
Project # c401004	Account # 311-40-64-9360-57390								
Project Cost Estimate:	96,506	60,000	60,000	-	1,150,000	-	-	-	1,150,000
Project Funding Estimates:									
Contributions - Other Agencies	-	-	-	-	-	-	-	-	-
Contributions - PG&E	-	-	-	-	1,000,000	-	-	-	1,000,000
Local capital grants	-	-	-	-	-	-	-	-	-
Gas Tax Fund	-	-	-	-	150,000	-	-	-	150,000
Net Project Cost Estimates:	96,506	60,000	60,000	-	-	-	-	-	-

City of Santa Cruz
 Adopted Capital Investment Program Budget (by department)
 Fiscal Years 2020 - 2024

Public Works (EXISTING)

311- General Capital Improvement Fund

Pogonip Creek Sedimentation Removal

Project Description:

The Pogonip Flood Control project was constructed in 1993 to improve drainage conditions in the Harvey West Area by channelizing a portion of the creek, installing some new storm drains, and improving the storm drain lines under Highway 9 to the San Lorenzo River. Sedimentation from steep upstream slopes and private diversion systems have redirected the creek closer to the embankment, impacting private property in Harvey West. This project proposes to remove sediment and overgrown vegetation, and repair a flood wall to reduce impacts of flooding on private property. Work may be subject to a Fish and Wildlife streambed alteration and RWQCB permits.

	Fiscal Year 2019								Total 2020 - 2024
	Prior Year	Budgeted	Estimated Actuals	FY 2020 Adopted	FY 2021 Estimate	FY 2022 Estimate	FY 2023 Estimate	FY 2024 Estimate	
Project # c401306	Account # 311-40-64-9340-57311								
Project Cost Estimate:	7,686	95,314	95,314	-	-	-	-	-	-
Net Project Cost Estimates:	7,686	95,314	95,314	-	-	-	-	-	-

City of Santa Cruz
 Adopted Capital Investment Program Budget (by department)
 Fiscal Years 2020 - 2024

Public Works (EXISTING)

311- General Capital Improvement Fund

Riverside Ave Utility Underground Phase II

Project Description:

The project includes undergrounding the overhead utilities on Riverside Avenue, from Third Street to Beach Street, and constructing streetscape improvements (decorative streetlights, sidewalks and street trees). The design concept was approved by Council in FY 2012. The project has changed to a Rule 20A project which is funded by PG&E from rate payer allocations. The City has borrowed funding from future allocations to fully fund the project. The local funding has been used to design the project in anticipation of partial reimbursement from Rule 20A funds. Project bids were rejected due to higher bids in FY19. The project is being re-evaluated.

	Fiscal Year 2019								
	Prior Year	Budgeted	Estimated Actuals	FY 2020 Adopted	FY 2021 Estimate	FY 2022 Estimate	FY 2023 Estimate	FY 2024 Estimate	Total 2020 - 2024
Project # c401208	Account # 311-40-64-9360-57390								
Project Cost Estimate:	450,208	4,864,792	4,864,792	-	-	-	-	-	-
Project Funding Estimates:									
RDA Successor Agency	378,847	-	-	-	-	-	-	-	-
Other agency contributions	-	1,650,000	1,650,000	-	-	-	-	-	-
Property Owner Contributions	-	1,300,000	1,300,000	-	-	-	-	-	-
From ED Trust Fund	238,940	453,974	453,974	-	-	-	-	-	-
Water Fund	-	501,613	501,613	-	-	-	-	-	-
Gas Tax Fund	-	639,503	639,503	-	-	-	-	-	-
From CIP-Street Maint and Rehab Fund	-	500,000	500,000	-	-	-	-	-	-
Net Project Cost Estimates:	(167,579)	(180,298)	(180,298)	-	-	-	-	-	-

City of Santa Cruz
 Adopted Capital Investment Program Budget (by department)
 Fiscal Years 2020 - 2024

Public Works (EXISTING)

311- General Capital Improvement Fund

Seabright Beach CMP Replacement

Project Description:

The corrugated metal pipe (CMP) that carries storm water flow from lower Seabright (near the Natural History Museum) and Brook Creek is deteriorated, from the creek to the outlet box on Seabright Beach and is need of replacement. The deteriorated pipe has created a hazard for beachgoers and has now been fenced of until a repair can be done. (Priority level 1 - If funded in FY2020, this project would require \$25,000 from the General Fund, this project is also partially eligible to receive Gas Tax Funding.)

	Fiscal Year 2019								Total 2020 - 2024
	Prior Year	Budgeted	Estimated Actuals	FY 2020 Adopted	FY 2021 Estimate	FY 2022 Estimate	FY 2023 Estimate	FY 2024 Estimate	
Project # c401803									Account # 311-40-64-9340-57311
Project Cost Estimate:	-	-	-	-	175,000	-	-	-	175,000
Project Funding Estimates:									
From General Fund	-	-	-	1	-	-	-	-	-
Net Project Cost Estimates:	-	-	-	-	175,000	-	-	-	175,000

City of Santa Cruz
 Adopted Capital Investment Program Budget (by department)
 Fiscal Years 2020 - 2024

Public Works (EXISTING)

311- General Capital Improvement Fund

Shaffer Road Railroad Crossing and Route 1 Traffic Signal Improvements

Project Description:

Development of a benefit assessment district for the design and funding cost share of a new railroad crossing (with gates and surface improvements) and the installation of a traffic signal at the Shaffer/Route 1 intersection. Development of adjacent properties require crossing installation to reduce impact to Delaware and residential uses, and improve emergency access. The crossing is planned to be multi-modal. Requires SCCRTC, CPUC and Caltrans approval. Costs of assessment district development to be reimbursed if district approved.

	Fiscal Year 2019								Total 2020 - 2024
	Prior Year	Budgeted	Estimated Actuals	FY 2020 Adopted	FY 2021 Estimate	FY 2022 Estimate	FY 2023 Estimate	FY 2024 Estimate	
Project # c401403									
							Account # 311-40-62-9320-57306		
Project Cost Estimate:	-	-	-	-	250,000	-	1,000,000	-	1,250,000
Project Funding Estimates:									
Gas Tax Fund	-	-	-	-	-	-	-	-	-
Assessment District Fund	-	-	-	-	250,000	-	1,000,000	-	1,250,000
Net Project Cost Estimates:	-	-	-	-	-	-	-	-	-

City of Santa Cruz
 Adopted Capital Investment Program Budget (by department)
 Fiscal Years 2020 - 2024

Public Works (EXISTING)

311- General Capital Improvement Fund

Sidewalk and Access Ramp Program

Project Description:

Install new handicap access ramps and sidewalks or upgrade existing ramps to meet current state standards as needed when high priority locations are identified. Funding could be included with larger projects to supplement the ability to address access needs. FY19 includes CDBG funding as approved by council.

	Fiscal Year 2019		FY 2020 Adopted	FY 2021 Estimate	FY 2022 Estimate	FY 2023 Estimate	FY 2024 Estimate	Total 2020 - 2024
	Prior Year	Budgeted						
Project # c401612								
								Account # 311-40-64-9330-57307
Project Cost Estimate:	-	196,646	196,646	-	-	-	-	-
Project Funding Estimates:								
None	-	-	-	-	-	-	-	-
CDBG Fund	-	196,646	196,646	-	-	-	-	-
Net Project Cost Estimates:	-	-	-	-	-	-	-	-

City of Santa Cruz
 Adopted Capital Investment Program Budget (by department)
 Fiscal Years 2020 - 2024

Public Works (EXISTING)

311- General Capital Improvement Fund

SLR Parkway Phase III/Trestle Trail

Project Description:

This project proposes to reconstruct the San Lorenzo River Trestle Walkway to increase the width from 4 feet to 10 feet based on a recently completed feasibility study funded by The Land Trust of Santa Cruz County. New safety railing and connections at each end of bridge will be incorporated into the project. The State Resource Agency funding has been approved and will fund the design, environmental review and permitting. Remaining Resource Agency, TDA and Measure D have been allocated to fund construction.

	Fiscal Year 2019								Total 2020 - 2024
	Prior Year	Budgeted	Estimated Actuals	FY 2020 Adopted	FY 2021 Estimate	FY 2022 Estimate	FY 2023 Estimate	FY 2024 Estimate	
Project # c401807	Account # 311-40-64-9330-57307								
Project Cost Estimate:	136,526	2,277,034	2,277,034	-	-	-	-	-	-
Project Funding Estimates:									
Measure D - SCCRTC	-	500,000	500,000	-	-	-	-	-	-
Transfer from 2016 Trnsp Measure D	136,526	1,032,034	1,032,034	-	-	-	-	-	-
State grants - TDA	-	200,000	200,000	-	-	-	-	-	-
State natural resources agency	-	545,000	545,000	-	-	-	-	-	-
Net Project Cost Estimates:	-	-	-	-	-	-	-	-	-

City of Santa Cruz
 Adopted Capital Investment Program Budget (by department)
 Fiscal Years 2020 - 2024

Public Works (EXISTING)

311- General Capital Improvement Fund

Solar PV Expansion at Corp Yard

Project Description:

This project consists of designing and installing a 166 kW solar photovoltaic system at the Corporation Yard. This project expands the existing 45 kW solar PV system at the same location and the recent roofing improvement project was designed to accommodate the expansion. The project also includes third party design review , project management, and inspection services. Also included is the cost for a transformer upgrade, which is necessary not only for this project but also to handle the projected increase in electricity load at the Corporation Yard. This project’s interconnection agreement application was submitted in December 2017 to grandfather the project with the most valuable electricity rate possible (which was discontinued in 2017). This project will be paid back through annual utility bill savings in 10 years. (Priority level 3 - If funded, this project would require an additional \$109,250 from the General Fund).

	Fiscal Year 2019								
	Prior Year	Budgeted	Estimated Actuals	FY 2020 Adopted	FY 2021 Estimate	FY 2022 Estimate	FY 2023 Estimate	FY 2024 Estimate	Total 2020 - 2024
Project # c101901									
									Account # 311-10-00-9410-57290
Project Cost Estimate:	-	-	-	365,750	-	-	-	-	365,750
Project Funding Estimates:									
Water Fund	-	-	-	114,000	-	-	-	-	114,000
Refuse Fund	-	-	-	185,250	-	-	-	-	185,250
Parking Fund	-	-	-	28,500	-	-	-	-	28,500
Equipment Fund	-	-	-	38,000	-	-	-	-	38,000
From General Fund	-	-	-	-	-	-	-	-	-
Net Project Cost Estimates:	-	-	-	-	-	-	-	-	-

City of Santa Cruz
 Adopted Capital Investment Program Budget (by department)
 Fiscal Years 2020 - 2024

Public Works (EXISTING)

311- General Capital Improvement Fund

Swanton Blvd Multi-Use Trail Connector

Project Description:

This project proposes a 10-12 foot wide multi-use trail along Swanton Blvd, from West Cliff to Delaware, and along Delaware to Natural Bridges Drive. Improved lighting, curb ramps, islands, signs and striping are proposed at the intersection. This project fills a missing gap between West Cliff Drive and Mission Street Extension, providing improved and safer access to many public, commercial and residential activity centers. This multi-use trail is adjacent to Natural Bridge State Park and State Parks is supportive of the project. A grant has not yet been approved.

	Fiscal Year 2019								Total 2020 - 2024
	Prior Year	Budgeted	Estimated Actuals	FY 2020 Adopted	FY 2021 Estimate	FY 2022 Estimate	FY 2023 Estimate	FY 2024 Estimate	
Project # c401805									
								Account # 311-40-64-9330-57307	
Project Cost Estimate:	-	-	-	-	-	1,900,000	-	-	1,900,000
Project Funding Estimates:									
Transfer from 2016 Trnsp Measure D	-	-	-	-	-	200,000	-	-	200,000
Federal capital grants	-	-	-	-	-	1,700,000	-	-	1,700,000
Net Project Cost Estimates:	-	-	-	-	-	-	-	-	-

City of Santa Cruz
 Adopted Capital Investment Program Budget (by department)
 Fiscal Years 2020 - 2024

Public Works (EXISTING)

311- General Capital Improvement Fund

Trevethan Storm Drain Project - Phase 1

Project Description:

This area has experienced annual flooding episodes and sand bags are typically deployed in the winter to keep water out of private structures. Currently the street surface drains south to catch basins at Trevethan and Soquel. The project proposes to install 450 lineal feet of 24 inch diameter storm drain and 3 catch basins on Trevethan, from East gate to Soquel Ave.

	Fiscal Year 2019								Total 2020 - 2024
	Prior Year	Budgeted	Estimated Actuals	FY 2020 Adopted	FY 2021 Estimate	FY 2022 Estimate	FY 2023 Estimate	FY 2024 Estimate	
Project # c401307	Account # 311-40-64-9340-57311								
Project Cost Estimate:	-	-	-	-	-	25,000	200,000	-	225,000
Project Funding Estimates:									
Wastewater Fund	-	-	-	-	-	-	-	-	-
Measure E fund	-	-	-	-	-	-	-	-	-
Net Project Cost Estimates:	-	-	-	-	-	25,000	200,000	-	225,000

City of Santa Cruz
 Adopted Capital Investment Program Budget (by department)
 Fiscal Years 2020 - 2024

Public Works (EXISTING)

311- General Capital Improvement Fund

UCSC-City Transportation Improvements & Studies

Project Description:

Implementation of Section 4.13 of the UCSC-City Comprehensive Settlement Agreement to identify for implementation transportation improvements and studies to explore alternative transportation solutions such as traffic signal timing on Mission and Bay, transit traffic signal pre-emption, express bus service, GIS analysis, park and ride lots, long-term vehicular storage, and Zip Car expansion.

	Fiscal Year 2019								
	Prior Year	Budgeted	Estimated Actuals	FY 2020 Adopted	FY 2021 Estimate	FY 2022 Estimate	FY 2023 Estimate	FY 2024 Estimate	Total 2020 - 2024
Project # c401008	Account # 311-40-64-9390-57304								
Project Cost Estimate:	-	250,000	250,000	-	-	-	-	-	-
Project Funding Estimates:									
Other local revenues	-	150,000	150,000	-	-	-	-	-	-
Net Project Cost Estimates:	-	100,000	100,000	-	-	-	-	-	-

UCSC-City-Clue Public Transportation System Planning

Project Description:

Implementation of Section 4.14 of the UCSC-City Comprehensive Settlement Agreement to jointly plan with CLUE, a public transportation system capable of reducing the use of City streets and traffic congestion on city streets.

	Fiscal Year 2019								
	Prior Year	Budgeted	Estimated Actuals	FY 2020 Adopted	FY 2021 Estimate	FY 2022 Estimate	FY 2023 Estimate	FY 2024 Estimate	Total 2020 - 2024
Project # c401009	Account # 311-40-64-9390-57304								
Project Cost Estimate:	50,000	50,000	50,000	-	-	-	-	-	-
Project Funding Estimates:									
Other local revenues	-	50,000	50,000	-	-	-	-	-	-
Net Project Cost Estimates:	50,000	-	-	-	-	-	-	-	-

City of Santa Cruz
 Adopted Capital Investment Program Budget (by department)
 Fiscal Years 2020 - 2024

Public Works (EXISTING)

311- General Capital Improvement Fund

West Cliff Drive Revetment Repair

Project Description:

This project proposes to place additional engineered rock protection as needed where areas have been damaged by King tides in recent years and to prevent damage to the West Cliff path. FY2019 funding was used to repair a sink hole near the Surfer Statue. Priority is to protect the base of the retaining wall near Woodrow. Other areas to be identified and may be subject to additional Coastal permit requirements. (Priority level 2 - If funded in FY2020, this project would require \$250,000 from the General Fund.)

	Fiscal Year 2019								Total 2020 - 2024
	Prior Year	Budgeted	Estimated Actuals	FY 2020 Adopted	FY 2021 Estimate	FY 2022 Estimate	FY 2023 Estimate	FY 2024 Estimate	
Project # c401501	Account # 311-40-62-9330-57307								
Project Cost Estimate:	427,400	251,600	251,600	-	250,000	250,000	250,000	250,000	1,000,000
Project Funding Estimates:									
Liability Insurance Fund	75,000	-	-	-	-	-	-	-	-
From General Fund	-	250,000	250,000	2	-	-	-	-	-
Capital contributions-developers	-	-	-	-	-	-	-	-	-
Net Project Cost Estimates:	352,400	1,600	1,600	-	250,000	250,000	250,000	250,000	1,000,000

City of Santa Cruz
 Adopted Capital Investment Program Budget (by department)
 Fiscal Years 2020 - 2024

Public Works (EXISTING)

311- General Capital Improvement Fund

West Cliff Stair Repair

Project Description:

The repair of two stairways along West Cliff Drive. Construction is contingent on favorable tide and weather conditions. Improvements include handrails, replacement of degraded concrete treads and construction of new landings.

	Fiscal Year 2019								Total 2020 - 2024
	Prior Year	Budgeted	Estimated Actuals	FY 2020 Adopted	FY 2021 Estimate	FY 2022 Estimate	FY 2023 Estimate	FY 2024 Estimate	
Project # m401402	Account # 311-40-62-9320-57306								
Project Cost Estimate:	134,343	170,000	170,000	-	-	-	-	-	-
Project Funding Estimates:									
Liability Insurance Fund	-	100,000	100,000	-	-	-	-	-	-
Capital contributions-developers	-	70,000	70,000	-	-	-	-	-	-
Net Project Cost Estimates:	134,343	-	-	-	-	-	-	-	-

City of Santa Cruz
 Adopted Capital Investment Program Budget (by department)
 Fiscal Years 2020 - 2024

Existing Capital Projects for General Capital Improvement Fund (311) Totals

	Fiscal Year 2019								Total 2020 - 2024
	Prior Year Totals	Budget	Estimated Actuals	FY 2020 Adopted	FY 2021 Estimate	FY 2022 Estimate	FY 2023 Estimate	FY 2024 Estimate	
Total Project Cost Estimate:	2,696,660	20,415,981	20,415,981	10,817,600	2,525,000	2,275,000	29,170,000	350,000	45,137,600
Total Project Funding Estimate:	1,816,827	20,139,409	20,139,409	10,817,600	1,500,000	2,000,000	28,220,000	100,000	42,637,600
Total Net Project Cost Estimate:	879,833	276,572	276,572	-	1,025,000	275,000	950,000	250,000	2,500,000

Public Works Totals for General Capital Improvement Fund (311)

	Fiscal Year 2019								Total 2019 - 2021
	Prior Year Totals	Budget	Estimated Actuals	FY 2020 Adopted	FY 2021 Estimate	FY 2022 Estimate	FY 2023 Estimate	FY 2024 Estimate	
Total Project Cost Estimate:	2,696,660	20,415,981	20,415,981	10,817,600	2,525,000	2,275,000	30,470,000	350,000	46,437,600
Total Project Funding Estimate:	1,816,827	20,139,409	20,139,409	10,817,600	1,500,000	2,000,000	28,220,000	100,000	42,637,600
Total Net Project Cost Estimate:	879,833	276,572	276,572	-	1,025,000	275,000	2,250,000	250,000	3,800,000

City of Santa Cruz
 Adopted Capital Investment Program Budget (by department)
 Fiscal Years 2020 - 2024

Public Works (EXISTING)

316- CIP - Santa Cruz Library

Branciforte Measure S Facility Remodel

Project Description:

Measure S facility remodel project.

	Fiscal Year 2019								
	Prior Year	Budgeted	Estimated Actuals	FY 2020 Adopted	FY 2021 Estimate	FY 2022 Estimate	FY 2023 Estimate	FY 2024 Estimate	Total 2020 - 2024
Project # c351801	Account # 316-35-00-0000-57203								
Project Cost Estimate:	6,503	1,443,497	1,443,497	3,000,000	-	-	-	-	3,000,000
Net Project Cost Estimates:	6,503	1,443,497	1,443,497	3,000,000	-	-	-	-	3,000,000

Downtown Branch Measure S

Project Description:

Measure S facility remodel project.

	Fiscal Year 2019								
	Prior Year	Budgeted	Estimated Actuals	FY 2020 Adopted	FY 2021 Estimate	FY 2022 Estimate	FY 2023 Estimate	FY 2024 Estimate	Total 2020 - 2024
Project # c351803	Account # 316-35-00-0000-57203								
Project Cost Estimate:	95,000	5,000	5,000	-	-	-	-	-	-
Net Project Cost Estimates:	95,000	5,000	5,000	-	-	-	-	-	-

City of Santa Cruz
 Adopted Capital Investment Program Budget (by department)
 Fiscal Years 2020 - 2024

Public Works (EXISTING)

316- CIP - Santa Cruz Library

Garfield Park Measure S Facility Remodel

Project Description:

Measure S facility remodel project.

	Fiscal Year 2019								Total 2020 - 2024
	Prior Year	Budgeted	Estimated Actuals	FY 2020 Adopted	FY 2021 Estimate	FY 2022 Estimate	FY 2023 Estimate	FY 2024 Estimate	
Project # c351802	Account # 316-35-00-0000-57203								
Project Cost Estimate:	6,503	443,497	443,497	1,250,000	-	-	-	-	1,250,000
Net Project Cost Estimates:	6,503	443,497	443,497	1,250,000	-	-	-	-	1,250,000

City of Santa Cruz
 Adopted Capital Investment Program Budget (by department)
 Fiscal Years 2020 - 2024

Existing Capital Projects for CIP - Santa Cruz Library Totals

	Prior Year Totals	Fiscal Year 2019		FY 2020 Adopted	FY 2021 Estimate	FY 2022 Estimate	FY 2023 Estimate	FY 2024 Estimate	Total 2020 - 2024
		Budget	Estimated Actuals						
Total Project Cost Estimate:	108,006	1,891,994	1,891,994	4,250,000	-	-	-	-	4,250,000
Total Project Funding Estimate:	-	-	-	-	-	-	-	-	-
Total Net Project Cost Estimate:	108,006	1,891,994	1,891,994	4,250,000	-	-	-	-	4,250,000

Public Works Totals for CIP - Santa Cruz Library

	Prior Year Totals	Fiscal Year 2019		FY 2020 Adopted	FY 2021 Estimate	FY 2022 Estimate	FY 2023 Estimate	FY 2024 Estimate	Total 2019 - 2021
		Budget	Estimated Actuals						
Total Project Cost Estimate:	108,006	1,891,994	1,891,994	4,250,000	-	-	-	-	4,250,000
Total Project Funding Estimate:	-	-	-	-	-	-	-	-	-
Total Net Project Cost Estimate:	108,006	1,891,994	1,891,994	4,250,000	-	-	-	-	4,250,000

City of Santa Cruz
 Adopted Capital Investment Program Budget (by department)
 Fiscal Years 2020 - 2024

Public Works (EXISTING)

317- Arterial Streets and Roads Fund

City Arterial and Collector Street Reconstruction and Overlay

Project Description:

Project includes pavement reconstruction, overlay, cape and slurry seal, and asphalt grinding of city arterial and collector streets for maintenance and reconditioning. Projects are selected based on the City's pavement management computerized system and in coordination with other utilities and transportation projects. Gas tax available for paving is estimated at \$500,000 per year and grants average approximately \$500,000 per year. The grants are estimated federal transportation funds that are applied for when available. Approximately \$4.0 million is needed annually to maintain City streets satisfactorily. Approximately 25% of the City's Measure D annual allocation is applied to this project.

	Fiscal Year 2019								Total 2020 - 2024
	Prior Year	Budgeted	Estimated Actuals	FY 2020 Adopted	FY 2021 Estimate	FY 2022 Estimate	FY 2023 Estimate	FY 2024 Estimate	
Project # c400809	Account # 317-40-64-9311-57304								
Project Cost Estimate:	15,456,644	9,779,701	9,779,701	1,800,000	2,000,000	2,150,000	2,200,000	2,300,000	10,450,000
Project Funding Estimates:									
Wastewater Fund	95,710	-	-	-	-	-	-	-	-
Gas Tax Fund	4,186,625	500,000	500,000	500,000	500,000	500,000	500,000	500,000	2,500,000
Other local revenues	1,962,217	-	-	-	-	-	-	-	-
State capital grants	925,701	1,500,000	1,500,000	-	-	-	-	-	-
Traffic Congestion Relief Fund	402,257	-	-	-	-	-	-	-	-
Fed grants - ARRA	753,076	-	-	-	-	-	-	-	-
From General Fund	1,100,000	-	-	-	-	-	-	-	-
Loan proceeds	23,814	-	-	-	-	-	-	-	-
State grants-RXTPX Funds	675,000	1,275,000	1,275,000	500,000	500,000	500,000	500,000	500,000	2,500,000
Transfer from 2016 Trnsp Measure D	250,000	165,720	165,720	300,000	300,000	300,000	300,000	300,000	1,500,000
Net Project Cost Estimates:	5,082,244	6,338,981	6,338,981	500,000	700,000	850,000	900,000	1,000,000	3,950,000

City of Santa Cruz
 Adopted Capital Investment Program Budget (by department)
 Fiscal Years 2020 - 2024

Public Works (EXISTING)

317- Arterial Streets and Roads Fund

City Residential and Collector Street Reconstruction and Overlay

Project Description:

Pavement reconstruction, overlay, cape and slurry seal, and asphalt grinding of city residential and collector streets for maintenance and reconditioning. Projects are selected based on the City's pavement management computerized system and in coordination with other utilities and transportation projects. Approximately \$1.2 million is needed annually to provide a 10 year rotation on residential streets. Grants are not typically available for residential and collector streets. Approximately 25% of the City's Measure D annual allocation is applied to this project.

	Fiscal Year 2019								
	Prior Year	Budgeted	Estimated Actuals	FY 2020 Adopted	FY 2021 Estimate	FY 2022 Estimate	FY 2023 Estimate	FY 2024 Estimate	Total 2020 - 2024
Project # c400810	Account # 317-40-64-9311-57304								
Project Cost Estimate:	10,653,934	2,144,826	2,144,826	800,000	800,000	800,000	800,000	800,000	4,000,000
Project Funding Estimates:									
City Public Trust Fund	414,451	-	-	-	-	-	-	-	-
Traffic Congestion Relief Fund	587,025	-	-	-	-	-	-	-	-
Water Fund	17,978	-	-	-	-	-	-	-	-
From General Fund	500,000	-	-	-	-	-	-	-	-
Transfer from 2016 Trnsp Measure D	250,000	165,720	165,720	300,000	300,000	300,000	300,000	300,000	1,500,000
Net Project Cost Estimates:	8,884,480	1,979,106	1,979,106	500,000	500,000	500,000	500,000	500,000	2,500,000

City of Santa Cruz
 Adopted Capital Investment Program Budget (by department)
 Fiscal Years 2020 - 2024

Existing Capital Projects for Arterial Streets and Roads Fund (317) Totals

	Fiscal Year 2019								
	Prior Year Totals	Budget	Estimated Actuals	FY 2020 Adopted	FY 2021 Estimate	FY 2022 Estimate	FY 2023 Estimate	FY 2024 Estimate	Total 2020 - 2024
Total Project Cost Estimate:	26,110,578	11,924,527	11,924,527	2,600,000	2,800,000	2,950,000	3,000,000	3,100,000	14,450,000
Total Project Funding Estimate:	12,143,854	3,606,440	3,606,440	1,600,000	1,600,000	1,600,000	1,600,000	1,600,000	8,000,000
Total Net Project Cost Estimate:	13,966,724	8,318,087	8,318,087	1,000,000	1,200,000	1,350,000	1,400,000	1,500,000	6,450,000

Public Works Totals for Arterial Streets and Roads Fund (317)

	Fiscal Year 2019								
	Prior Year Totals	Budget	Estimated Actuals	FY 2020 Adopted	FY 2021 Estimate	FY 2022 Estimate	FY 2023 Estimate	FY 2024 Estimate	Total 2019 - 2021
Total Project Cost Estimate:	26,110,578	11,924,527	11,924,527	2,600,000	2,800,000	2,950,000	3,000,000	3,100,000	14,450,000
Total Project Funding Estimate:	12,143,854	3,606,440	3,606,440	1,600,000	1,600,000	1,600,000	1,600,000	1,600,000	8,000,000
Total Net Project Cost Estimate:	13,966,724	8,318,087	8,318,087	1,000,000	1,200,000	1,350,000	1,400,000	1,500,000	6,450,000

City of Santa Cruz
 Adopted Capital Investment Program Budget (by department)
 Fiscal Years 2020 - 2024

Public Works (NEW)

721- Wastewater Enterprise Fund

May/Coulson/Berry Trunk Sewer

Project Description:

Increase capacity and reliability of this 1,500 foot long, 10 inch diameter sewer. Replace or combine with parallel collection sewer. Project starts at intersection of May Ave/Hubbard St. and ends at Grant/Barry intersection.

	Fiscal Year 2019								
	Prior Year	Budgeted	Estimated Actuals	FY 2020 Adopted	FY 2021 Estimate	FY 2022 Estimate	FY 2023 Estimate	FY 2024 Estimate	Total 2020 - 2024
Project # c402003	Account # 721-40-62-7259-57301								
Project Cost Estimate:	-	-	-	-	-	-	750,000	-	750,000
Net Project Cost Estimates:	-	-	-	-	-	-	750,000	-	750,000

Sewer Realignment Project

Project Description:

The 900 foot long, 12 inch sanitary sewer from Logan St (MH P5-SM209) to the intersection at Brook Ave and Doane St (MH P5-SM419) is located in inaccessible easement. Realign sewer to improve maintenance and reliability.

	Fiscal Year 2019								
	Prior Year	Budgeted	Estimated Actuals	FY 2020 Adopted	FY 2021 Estimate	FY 2022 Estimate	FY 2023 Estimate	FY 2024 Estimate	Total 2020 - 2024
Project # c402005	Account # 721-40-62-7259-57301								
Project Cost Estimate:	-	-	-	-	-	500,000	-	-	500,000
Net Project Cost Estimates:	-	-	-	-	-	500,000	-	-	500,000

City of Santa Cruz
 Adopted Capital Investment Program Budget (by department)
 Fiscal Years 2020 - 2024

New Capital Projects for Wastewater Enterprise Fund (721) Totals

	Fiscal Year 2019			FY 2020 Adopted	FY 2021 Estimate	FY 2022 Estimate	FY 2023 Estimate	FY 2024 Estimate	Total 2020 - 2024
	Prior Year Totals	Budget	Estimated Actuals						
Total Project Cost Estimate:	-	-	-	-	-	500,000	750,000	-	1,250,000
Total Project Funding Estimate:	-	-	-	-	-	-	-	-	-
Total Net Project Cost Estimate:	-	-	-	-	-	500,000	750,000	-	1,250,000

City of Santa Cruz
 Adopted Capital Investment Program Budget (by department)
 Fiscal Years 2020 - 2024

Public Works (EXISTING)

721- Wastewater Enterprise Fund

Front-Spruce-Pacific Sewer Main Rehab

Project Description:

This project is to rehabilitate the 54 inch diameter sewer main that connects to the WWTF. The sewer main, constructed in 1965, requires preventative maintenance and will be lined from Front Street, Spruce and Pacific Avenue to the WWTF. Entry points for the liner will be excavated at approximately 3 manhole locations in the above noted streets.

Fiscal Year 2019

	Prior Year	Budgeted	Estimated Actuals	FY 2020 Adopted	FY 2021 Estimate	FY 2022 Estimate	FY 2023 Estimate	FY 2024 Estimate	Total 2020 - 2024
Project # c401606									
									Account # 721-40-62-7259-57301
Project Cost Estimate:	7	1,099,993	1,099,993	-	-	-	-	-	-
Project Funding Estimates:									
Local capital grants	-	-	-	-	-	-	-	-	-
Net Project Cost Estimates:	7	1,099,993	1,099,993	-	-	-	-	-	-

Branciforte Creek Sewer Siphon Relocation

Project Description:

Construct a new sanitary sewer siphon under the Branciforte Creek Channel, between 632 Water and 550 Water, to replace the existing siphon and improve access to maintain the sewer line. The project will require easements and coordination with proposed private property development.

Fiscal Year 2019

	Prior Year	Budgeted	Estimated Actuals	FY 2020 Adopted	FY 2021 Estimate	FY 2022 Estimate	FY 2023 Estimate	FY 2024 Estimate	Total 2020 - 2024
Project # c401808									
									Account # 721-40-62-7259-57301
Project Cost Estimate:	19,079	330,921	330,921	-	-	-	-	-	-
Net Project Cost Estimates:	19,079	330,921	330,921	-	-	-	-	-	-

City of Santa Cruz
 Adopted Capital Investment Program Budget (by department)
 Fiscal Years 2020 - 2024

Public Works (EXISTING)

721- Wastewater Enterprise Fund

Fairmount/Harrison Sewer Main Upgrade

Project Description:

Upgrade approximately 3000 lineal feet of 10 inch diameter sewer main to 12 inch diameter, in this neighborhood, south of Hwy 1. This trunk sewer has been identified as undersized in the sanitary sewer hydraulic model. Further investigation will be needed prior to finalizing the project scope, priority and cost.

	Fiscal Year 2019								
	Prior Year	Budgeted	Estimated Actuals	FY 2020 Adopted	FY 2021 Estimate	FY 2022 Estimate	FY 2023 Estimate	FY 2024 Estimate	Total 2020 - 2024
Project # c401404	Account # 721-40-62-7259-57301								
Project Cost Estimate:	-	-	-	-	-	-	-	400,000	400,000
Net Project Cost Estimates:	-	-	-	-	-	-	-	400,000	400,000

Hagemann Aerial Sewer Rehabilitation

Project Description:

Rehabilitate Hagemann Court sewer line and strengthen the trestle that supports the aerial sewer. The sewer pipeline on the Hagemann trestle is 30 feet above ground and was constructed in 1980; inspected in 2012. The inspection report recommended structural repairs. Additional funds added to upgrade the upgradient Forest-Mentel aerial sewer.

	Fiscal Year 2019								
	Prior Year	Budgeted	Estimated Actuals	FY 2020 Adopted	FY 2021 Estimate	FY 2022 Estimate	FY 2023 Estimate	FY 2024 Estimate	Total 2020 - 2024
Project # m401403	Account # 721-40-62-7259-57301								
Project Cost Estimate:	11,750	288,250	288,250	-	-	-	-	-	-
Net Project Cost Estimates:	11,750	288,250	288,250	-	-	-	-	-	-

City of Santa Cruz
 Adopted Capital Investment Program Budget (by department)
 Fiscal Years 2020 - 2024

Public Works (EXISTING)

721- Wastewater Enterprise Fund

Jesse Street Marsh

Project Description:

Funding to implement components of the approved management plan for Jesse Street marsh and park area as needed, including drainage modifications and maintenance to tidal interchange. This project is being coordinated with Parks and Recreation. County pays 8/17 of cost based on wastewater treatment facility capacity dedicated to County and environmental mitigation requirements of the secondary treatment facility.

	Fiscal Year 2019								Total 2020 - 2024
	Prior Year	Budgeted	Estimated Actuals	FY 2020 Adopted	FY 2021 Estimate	FY 2022 Estimate	FY 2023 Estimate	FY 2024 Estimate	
Project # c409669	Account # 721-40-62-7259-57312								
Project Cost Estimate:	124,847	99,990	99,990	-	100,000	-	-	-	100,000
Project Funding Estimates:									
Local capital grants	63,065	42,764	42,764	-	47,059	-	-	-	47,059
Net Project Cost Estimates:	61,782	57,226	57,226	-	52,941	-	-	-	52,941

Ladera Drive Sewer

Project Description:

Replace a deteriorated and difficult to maintain sewer line in a backyard easement with new 10 and 12 inch diameter, 1,000 lineal feet of sewer line in Ladera Drive, from MH M5-SM506 to MH L4-SM204 to improve capacity and flow.

	Fiscal Year 2019								Total 2020 - 2024
	Prior Year	Budgeted	Estimated Actuals	FY 2020 Adopted	FY 2021 Estimate	FY 2022 Estimate	FY 2023 Estimate	FY 2024 Estimate	
Project # c401305	Account # 721-40-62-7259-57301								
Project Cost Estimate:	23,225	576,775	576,775	-	-	-	-	-	-
Net Project Cost Estimates:	23,225	576,775	576,775	-	-	-	-	-	-

City of Santa Cruz
 Adopted Capital Investment Program Budget (by department)
 Fiscal Years 2020 - 2024

Public Works (EXISTING)

721- Wastewater Enterprise Fund

Laurent Street Sewer

Project Description:

The existing sewer line was constructed in 1926 and is in need of replacement. Project includes the design and construction of 1,000 lineal feet of new sewer line, reconnecting laterals and rebuilding manholes.

	Fiscal Year 2019								
	Prior Year	Budgeted	Estimated Actuals	FY 2020 Adopted	FY 2021 Estimate	FY 2022 Estimate	FY 2023 Estimate	FY 2024 Estimate	Total 2020 - 2024
Project # c401809	Account # 721-40-62-7259-57301								
Project Cost Estimate:	6	249,994	249,994	-	-	-	-	-	-
Net Project Cost Estimates:	6	249,994	249,994	-	-	-	-	-	-

Monterey St and Lighthouse Ave Sewer

Project Description:

Sanitary sewer service for the residential block bordered by Santa Cruz St, Monterey St, Lighthouse Ave and West Cliff Dr is located in the backyards of these properties. The 6 inch diameter clay pipe network is difficult and in some cases impossible to access for due to fences, overgrown vegetation and distance from the street. The proposed new sewer incudes 700 feet of 8 inch diameter plastic pipe and new manholes.

	Fiscal Year 2019								
	Prior Year	Budgeted	Estimated Actuals	FY 2020 Adopted	FY 2021 Estimate	FY 2022 Estimate	FY 2023 Estimate	FY 2024 Estimate	Total 2020 - 2024
Project # c401907	Account # 721-40-62-7259-57301								
Project Cost Estimate:	-	600,000	600,000	-	-	-	-	-	-
Project Funding Estimates:									
Local capital grants	-	-	-	-	-	-	-	-	-
Net Project Cost Estimates:	-	600,000	600,000	-	-	-	-	-	-

City of Santa Cruz
 Adopted Capital Investment Program Budget (by department)
 Fiscal Years 2020 - 2024

Public Works (EXISTING)

721- Wastewater Enterprise Fund

Neary Lagoon Park Rehab-Maint. (Annual)

Project Description:

Rehabilitation and improvements to boardwalks, pathways, restrooms, parks building and natural areas. Removal of tules and sediment as required to maintain open waterways. Improvements are based on the approved Neary Lagoon Management Plan and various studies. County pays 8/17 of the cost based on wastewater treatment facility capacity dedicated to County and environmental mitigation requirements of the secondary treatment facility.

	Fiscal Year 2019								
	Prior Year	Budgeted	Estimated Actuals	FY 2020 Adopted	FY 2021 Estimate	FY 2022 Estimate	FY 2023 Estimate	FY 2024 Estimate	Total 2020 - 2024
Project # m409668	Account # 721-40-62-7259-57312								
Project Cost Estimate:	2,499,222	404,438	404,438	450,000	250,000	250,000	250,000	250,000	1,450,000
Project Funding Estimates:									
Local capital grants	1,102,074	189,885	189,885	117,647	117,647	117,647	117,647	117,647	588,235
State capital grants	-	-	-	200,000	-	-	-	-	200,000
Net Project Cost Estimates:	1,397,148	214,553	214,553	132,353	132,353	132,353	132,353	132,353	661,765

Pump Station P11-SP101 Modifications

Project Description:

This 33 year old sanitary sewer pump station in the Carbonera area is in need of modifications to bring the controls, wet well and pump system up to the current city standards. This will increase capacity and reliability, and reduce maintenance and energy requirements.

	Fiscal Year 2019								
	Prior Year	Budgeted	Estimated Actuals	FY 2020 Adopted	FY 2021 Estimate	FY 2022 Estimate	FY 2023 Estimate	FY 2024 Estimate	Total 2020 - 2024
Project # m401601	Account # 721-40-62-7259-57301								
Project Cost Estimate:	5,175	194,825	194,825	-	-	-	-	-	-
Net Project Cost Estimates:	5,175	194,825	194,825	-	-	-	-	-	-

City of Santa Cruz
 Adopted Capital Investment Program Budget (by department)
 Fiscal Years 2020 - 2024

Public Works (EXISTING)

721- Wastewater Enterprise Fund

San Lorenzo River Sanitary Sewer Siphon

Project Description:

There are 3 sanitary sewer lines (42, 24 and 14 inch diameter) that are below the San Lorenzo River bottom and convey all the wastewater flows from the eastside to the WWTP. The lines were partially cleaned in recent years, but a thorough inspection was not possible at that time. A new pipe cleaning method was used in 2012 and 2013 that allowed a complete inspection of the lines, determining that a repair and lining were needed on the 42 inch diameter sewer main, which was completed in FY 2014. Future inspection and cleaning is anticipated with remaining funds.

	Fiscal Year 2019								
	Prior Year	Budgeted	Estimated Actuals	FY 2020 Adopted	FY 2021 Estimate	FY 2022 Estimate	FY 2023 Estimate	FY 2024 Estimate	Total 2020 - 2024
Project # c401315	Account # 721-40-62-7259-57301								
Project Cost Estimate:	717,978	307,022	307,022	-	-	-	-	-	-
Net Project Cost Estimates:	717,978	307,022	307,022	-	-	-	-	-	-

Sewer System Improvements

Project Description:

Ongoing program to identify and target sewer lines and pump stations with limited capacity and that may be impacted by high storm water infiltration and inflow (I&I), obstructions and other deficiencies. The intent of the program and individual projects is to improve wastewater flow capacity, maintain an excellent environmental compliance record, and reduce treatment costs from I&I. The projects will include pipe bursting, replacement, re-routing, lining and other methods as needed. Project will address street reconstruction needs related to the sanitary system construction. Program includes the development of a public education component. Program will partially fund new storm drain improvements if it is found that drainage deficiencies are overtaxing the sanitary sewer system such as on Curtis Street and Trevethan Avenue.

	Fiscal Year 2019								
	Prior Year	Budgeted	Estimated Actuals	FY 2020 Adopted	FY 2021 Estimate	FY 2022 Estimate	FY 2023 Estimate	FY 2024 Estimate	Total 2020 - 2024
Project # c401511	Account # 721-40-62-7251-57304								
Project Cost Estimate:	2,157,625	1,325,375	1,325,375	600,000	600,000	600,000	600,000	600,000	3,000,000
Net Project Cost Estimates:	2,157,625	1,325,375	1,325,375	600,000	600,000	600,000	600,000	600,000	3,000,000

City of Santa Cruz
 Adopted Capital Investment Program Budget (by department)
 Fiscal Years 2020 - 2024

Public Works (EXISTING)

721- Wastewater Enterprise Fund

Trevethan Avenue Sewer

Project Description:

The existing sewer line is located within existing unused street rights-of-way, which are currently front yards of the Trevethan residences between Parnell and East Gate. This presents operational problems when attempting to do maintenance on the line. The project includes investigating the relocation, and if feasible, constructing a 1,100 lineal feet of new sewer line in the street and reconnecting sewer laterals, from Parnell to Soquel Avenue. A companion storm drain project is proposed in the General CIP fund.

	Fiscal Year 2019								
	Prior Year	Budgeted	Estimated Actuals	FY 2020 Adopted	FY 2021 Estimate	FY 2022 Estimate	FY 2023 Estimate	FY 2024 Estimate	Total 2020 - 2024
Project # c401810	Account # 721-40-62-7259-57301								
Project Cost Estimate:	-	20,000	20,000	-	-	-	200,000	-	200,000
Net Project Cost Estimates:	-	20,000	20,000	-	-	-	200,000	-	200,000

Wastewater Treatment Facility Infrastructure and Major Equipment

Project Description:

Evaluate the Wastewater Treatment facility and prepare a prioritized 10-year infrastructure and equipment replacement/ rehabilitation plan. While there is a consistent and rigorous effort to maintain infrastructure and equipment, the age of the facility warrants a closer look at the longer term needs and priorities. The Phase 1 study has been implemented and Phase 2 is programmed for FY2019-20. Future years will fund capital projects. County pays 8/17 of cost based on wastewater treatment capacity dedicated to County.

	Fiscal Year 2019								
	Prior Year	Budgeted	Estimated Actuals	FY 2020 Adopted	FY 2021 Estimate	FY 2022 Estimate	FY 2023 Estimate	FY 2024 Estimate	Total 2020 - 2024
Project # c401706	Account # 721-40-62-7252-57301								
Project Cost Estimate:	236,319	213,181	213,181	500,000	3,000,000	-	3,000,000	4,000,000	10,500,000
Project Funding Estimates:									
Local capital grants	167,783	94,118	94,118	235,294	1,411,765	-	1,411,765	1,882,353	4,941,177
Net Project Cost Estimates:	68,536	119,063	119,063	264,706	1,588,235	-	1,588,235	2,117,647	5,558,823

City of Santa Cruz
 Adopted Capital Investment Program Budget (by department)
 Fiscal Years 2020 - 2024

Public Works (EXISTING)

721- Wastewater Enterprise Fund

WWTF-Bioassay Laboratory

Project Description:

Replace current effluent sampling station with a more functional Bioassay Laboratory with ethernet connection, communications equipment, composite sampler. This laboratory will assist the City in meeting the newest NPES permitting requirements. County pays 8/17 of the cost based on the wastewater treatment facility capacity dedicated to County.

	Fiscal Year 2019								
	Prior Year	Budgeted	Estimated Actuals	FY 2020 Adopted	FY 2021 Estimate	FY 2022 Estimate	FY 2023 Estimate	FY 2024 Estimate	Total 2020 - 2024
Project # c401605	Account # 721-40-62-7259-57301								
Project Cost Estimate:	228,084	71,916	71,916	-	-	-	-	-	-
Project Funding Estimates:									
Local capital grants	107,334	33,842	33,842	-	-	-	-	-	-
Net Project Cost Estimates:	120,750	38,074	38,074	-	-	-	-	-	-

WWTF-Equipment Replacement

Project Description:

The projects proposed in this general category are a variety of projects that replace worn and obsolete equipment, improve automation, reduce energy, maintain environmental compliance and reduce odors at the Wastewater Treatment Plant. County pays 8/17 of cost based on wastewater treatment facility capacity dedicated to County.

	Fiscal Year 2019								
	Prior Year	Budgeted	Estimated Actuals	FY 2020 Adopted	FY 2021 Estimate	FY 2022 Estimate	FY 2023 Estimate	FY 2024 Estimate	Total 2020 - 2024
Project # m409659	Account # 721-40-62-7252-57301								
Project Cost Estimate:	6,188,332	2,555,926	2,555,926	500,000	1,000,000	1,000,000	1,000,000	1,000,000	4,500,000
Project Funding Estimates:									
Local capital grants	2,741,973	983,708	983,708	235,294	470,588	470,588	470,588	470,588	2,117,646
Net Project Cost Estimates:	3,446,359	1,572,218	1,572,218	264,706	529,412	529,412	529,412	529,412	2,382,354

City of Santa Cruz
 Adopted Capital Investment Program Budget (by department)
 Fiscal Years 2020 - 2024

Public Works (EXISTING)

721- Wastewater Enterprise Fund

WWTF-Laboratory Modernization

Project Description:

The project includes redesigning the existing laboratory consistent with its mission by improving microbiological, chemical and toxicological methods in support of permitting and environmental requirements for NPDES, plant processes and community dischargers. The design may be initiated in FY2019 and constructed in FY 2021. County pays 8/17 of the cost based on the wastewater treatment facility capacity dedicated to County.

	Fiscal Year 2019								
	Prior Year	Budgeted	Estimated Actuals	FY 2020 Adopted	FY 2021 Estimate	FY 2022 Estimate	FY 2023 Estimate	FY 2024 Estimate	Total 2020 - 2024
Project # c401608	Account # 721-40-62-7259-57301								
Project Cost Estimate:	-	250,000	250,000	-	1,500,000	-	-	-	1,500,000
Project Funding Estimates:									
Local capital grants	-	117,647	117,647	-	705,882	-	-	-	705,882
Net Project Cost Estimates:	-	132,353	132,353	-	794,118	-	-	-	794,118

WWTF-Reclaim Water

Project Description:

Improve reliability and performance of existing water filtration system. Further improvements will be required for future and larger scale water reuse programs. County pays 8/17 of the cost based on the system design and installation at the WWTF, based on the wastewater treatment facility capacity dedicated to County.

	Fiscal Year 2019								
	Prior Year	Budgeted	Estimated Actuals	FY 2020 Adopted	FY 2021 Estimate	FY 2022 Estimate	FY 2023 Estimate	FY 2024 Estimate	Total 2020 - 2024
Project # c401604	Account # 721-40-62-7259-57301								
Project Cost Estimate:	47,550	202,450	202,450	400,000	-	-	-	-	400,000
Project Funding Estimates:									
Local capital grants	117,849	-	-	188,235	-	-	-	-	188,235
Net Project Cost Estimates:	(70,299)	202,450	202,450	211,765	-	-	-	-	211,765

City of Santa Cruz
 Adopted Capital Investment Program Budget (by department)
 Fiscal Years 2020 - 2024

Public Works (EXISTING)

721- Wastewater Enterprise Fund

WWTF-Secondary Clarifier Repairs

Project Description:

The evaluation and structural repairs of the three secondary clarifiers is complete. To prevent metal fatigue, structural steel in clarifier #3 was coated in FY 15, clarifier #1 was coated in FY17 and clarifier #2 will be coated in FY2019. County pays 8/17 of the cost based on wastewater treatment facility capacity dedicated to County.

	Fiscal Year 2019								
	Prior Year	Budgeted	Estimated Actuals	FY 2020 Adopted	FY 2021 Estimate	FY 2022 Estimate	FY 2023 Estimate	FY 2024 Estimate	Total 2020 - 2024
Project # m401303	Account # 721-40-65-7252-57301								
Project Cost Estimate:	689,639	702,822	702,822	-	-	-	-	-	-
Project Funding Estimates:									
Local capital grants	305,183	195,955	195,955	-	-	-	-	-	-
Net Project Cost Estimates:	384,456	506,867	506,867	-	-	-	-	-	-

WWTF-Transformer Replacement

Project Description:

The electrical transformer operates at or above design loads and the facility experiences power fluctuations that impact system reliability and performance. The project proposes the replacement of the facility's main transformer to provide more reliable and consistent electrical power. County pays 8/17 of cost based on wastewater treatment facility capacity dedicated to County.

	Fiscal Year 2019								
	Prior Year	Budgeted	Estimated Actuals	FY 2020 Adopted	FY 2021 Estimate	FY 2022 Estimate	FY 2023 Estimate	FY 2024 Estimate	Total 2020 - 2024
Project # c401405	Account # 721-40-65-7252-57301								
Project Cost Estimate:	-	-	-	-	-	-	1,000,000	-	1,000,000
Project Funding Estimates:									
Local capital grants	-	-	-	-	-	-	470,588	-	470,588
Net Project Cost Estimates:	-	-	-	-	-	-	529,412	-	529,412

City of Santa Cruz
 Adopted Capital Investment Program Budget (by department)
 Fiscal Years 2020 - 2024

Public Works (EXISTING)

721- Wastewater Enterprise Fund

WWTF-Ultraviolet Disinfection Sys Repl

Project Description:

Replace the existing and aging ultraviolet light disinfection system, including controls and lamps, with current technology. There are energy savings expected with the new system. County pays 8/17 of cost based on wastewater treatment facility capacity dedicated to County.

	Fiscal Year 2019								
	Prior Year	Budgeted	Estimated Actuals	FY 2020 Adopted	FY 2021 Estimate	FY 2022 Estimate	FY 2023 Estimate	FY 2024 Estimate	Total 2020 - 2024
Project # c401504	Account # 721-40-62-7259-57301								
Project Cost Estimate:	-	3,000,000	3,000,000	-	-	-	-	-	-
Project Funding Estimates:									
Local capital grants	-	1,413,765	1,413,765	-	-	-	-	-	-
Net Project Cost Estimates:	-	1,586,235	1,586,235	-	-	-	-	-	-

WWTF-Upgrade Digester Equipment

Project Description:

Digester equipment including gas compressors, motors, pumps, valves and piping is in operation every day, 24 hours a day. Digesters typically are cleaned on a 8-year rotation and may include equipment replacement. The County pays 8/17 of the cost based on wastewater treatment facility capacity dedicated to the County.

	Fiscal Year 2019								
	Prior Year	Budgeted	Estimated Actuals	FY 2020 Adopted	FY 2021 Estimate	FY 2022 Estimate	FY 2023 Estimate	FY 2024 Estimate	Total 2020 - 2024
Project # c401607	Account # 721-40-62-7259-57301								
Project Cost Estimate:	535,559	214,441	214,441	-	500,000	-	500,000	500,000	1,500,000
Project Funding Estimates:									
Local capital grants	252,028	100,913	100,913	-	235,294	-	235,294	235,294	705,882
Net Project Cost Estimates:	283,531	113,528	113,528	-	264,706	-	264,706	264,706	794,118

City of Santa Cruz
 Adopted Capital Investment Program Budget (by department)
 Fiscal Years 2020 - 2024

Public Works (EXISTING)

721- Wastewater Enterprise Fund

WWTF-Water Piping Rehabilitation

Project Description:

A wastewater treatment facility on site reclaimed water supply piping evaluation has shown the system is suffering from corrosion and water pressure reduction and in need of a system replacement. Sporadic repairs/replacement have been done by City staff over the years, however the system is at the point of requiring a comprehensive overhaul. County pays 8/17 of cost based on wastewater treatment facility capacity dedicated to County.

	Fiscal Year 2019								
	Prior Year	Budgeted	Estimated Actuals	FY 2020 Adopted	FY 2021 Estimate	FY 2022 Estimate	FY 2023 Estimate	FY 2024 Estimate	Total 2020 - 2024
Project # c401407	Account # 721-40-62-7259-57301								
Project Cost Estimate:	-	1,000,000	1,000,000	-	-	-	-	-	-
Project Funding Estimates:									
Local capital grants	-	470,588	470,588	-	-	-	-	-	-
Net Project Cost Estimates:	-	529,412	529,412	-	-	-	-	-	-

City of Santa Cruz
 Adopted Capital Investment Program Budget (by department)
 Fiscal Years 2020 - 2024

Existing Capital Projects for Wastewater Enterprise Fund (721) Totals

	Fiscal Year 2019								Total 2020 - 2024
	Prior Year Totals	Budget	Estimated Actuals	FY 2020 Adopted	FY 2021 Estimate	FY 2022 Estimate	FY 2023 Estimate	FY 2024 Estimate	
Total Project Cost Estimate:	13,484,397	13,708,319	13,708,319	2,450,000	6,950,000	1,850,000	6,550,000	6,750,000	24,550,000
Total Project Funding Estimate:	4,857,289	3,643,185	3,643,185	976,470	2,988,235	588,235	2,705,882	2,705,882	9,964,704
Total Net Project Cost Estimate:	8,627,108	10,065,134	10,065,134	1,473,530	3,961,765	1,261,765	3,844,118	4,044,118	14,585,296

Public Works Totals for Wastewater Enterprise Fund (721)

	Fiscal Year 2019								Total 2019 - 2021
	Prior Year Totals	Budget	Estimated Actuals	FY 2020 Adopted	FY 2021 Estimate	FY 2022 Estimate	FY 2023 Estimate	FY 2024 Estimate	
Total Project Cost Estimate:	13,484,397	13,708,319	13,708,319	2,450,000	6,950,000	2,350,000	7,300,000	6,750,000	25,800,000
Total Project Funding Estimate:	4,857,289	3,643,185	3,643,185	976,470	2,988,235	588,235	2,705,882	2,705,882	9,964,704
Total Net Project Cost Estimate:	8,627,108	10,065,134	10,065,134	1,473,530	3,961,765	1,761,765	4,594,118	4,044,118	15,835,296

City of Santa Cruz
 Adopted Capital Investment Program Budget (by department)
 Fiscal Years 2020 - 2024

Public Works (EXISTING)

731- Refuse Enterprise Fund

CNG Fueling Station and Fleet Maintenance Shop Safety Improvements

Project Description:

The Resource Recovery collection division is in the process of purchasing new CNG (compressed natural gas) trucks to replace the aging fleet of trucks. The City is currently fueling refuse trucks at the SC Metro CNG fueling station. Improvements to the City fleet maintenance facility so that servicing of the new equipment can be done, meeting code requirements.

	Fiscal Year 2019								
	Prior Year	Budgeted	Estimated Actuals	FY 2020 Adopted	FY 2021 Estimate	FY 2022 Estimate	FY 2023 Estimate	FY 2024 Estimate	Total 2020 - 2024
Project # c401613	Account # 731-40-61-7359-57203								
Project Cost Estimate:	17,706	547,294	547,294	-	-	-	-	-	-
Net Project Cost Estimates:	17,706	547,294	547,294	-	-	-	-	-	-

Dimeo Lane Paving and Storm Drain

Project Description:

Dimeo Lane is the only access to the City's Landfill and Recycling Center, and with the truck traffic, the road base and surface are in need of repair. This project includes pavement repairs and minor storm drain improvements for Dimeo as needed.

	Fiscal Year 2019								
	Prior Year	Budgeted	Estimated Actuals	FY 2020 Adopted	FY 2021 Estimate	FY 2022 Estimate	FY 2023 Estimate	FY 2024 Estimate	Total 2020 - 2024
Project # c401312	Account # 731-40-62-7352-57308								
Project Cost Estimate:	103,736	46,264	46,264	-	300,000	-	-	-	300,000
Net Project Cost Estimates:	103,736	46,264	46,264	-	300,000	-	-	-	300,000

City of Santa Cruz
 Adopted Capital Investment Program Budget (by department)
 Fiscal Years 2020 - 2024

Public Works (EXISTING)

731- Refuse Enterprise Fund

Food Waste Collection and Conversion

Project Description:

Program development is in progress which includes consulting services, permitting, minor capital and/or rental cost of equipment to evaluate and develop the program to collect food waste and alternatives to landfilling. Funding for design and construction is proposed in FY18.

	Fiscal Year 2019								
	Prior Year	Budgeted	Estimated Actuals	FY 2020 Adopted	FY 2021 Estimate	FY 2022 Estimate	FY 2023 Estimate	FY 2024 Estimate	Total 2020 - 2024
Project # c401204	Account # 731-40-62-7352-57308								
Project Cost Estimate:	867,662	953,888	953,888	100,000	-	-	-	-	100,000
Net Project Cost Estimates:	867,662	953,888	953,888	100,000	-	-	-	-	100,000

Gas Probe Remediation

Project Description:

Install 4 methane gas monitoring and relief wells to remediate methane exceedance readings at monitoring well W19G-MR in accordance with state requirements.

	Fiscal Year 2019								
	Prior Year	Budgeted	Estimated Actuals	FY 2020 Adopted	FY 2021 Estimate	FY 2022 Estimate	FY 2023 Estimate	FY 2024 Estimate	Total 2020 - 2024
Project # c401908	Account # 731-40-62-7259-57308								
Project Cost Estimate:	-	75,000	75,000	-	-	-	-	-	-
Net Project Cost Estimates:	-	75,000	75,000	-	-	-	-	-	-

City of Santa Cruz
 Adopted Capital Investment Program Budget (by department)
 Fiscal Years 2020 - 2024

Public Works (EXISTING)

731- Refuse Enterprise Fund

Landfill Design/Construction

Project Description:

Design completion and permitting in current fiscal year and construction in FY 2016-17 of the third of five planned lined refuse disposal cells to extend the life of the landfill to approximately 2050.

	Fiscal Year 2019								
	Prior Year	Budgeted	Estimated Actuals	FY 2020 Adopted	FY 2021 Estimate	FY 2022 Estimate	FY 2023 Estimate	FY 2024 Estimate	Total 2020 - 2024
Project # c400046	Account # 731-40-62-7352-57308								
Project Cost Estimate:	2,586,892	347,608	347,608	-	-	-	-	-	-
Project Funding Estimates:									
Loan proceeds	-	-	-	-	-	-	-	-	-
Net Project Cost Estimates:	2,586,892	347,608	347,608	-	-	-	-	-	-

Landfill Master Plan Development

Project Description:

Planning, development, design and construction of a master excavation plan for the landfill, next new Cell 3B, partial final closure, west canyon final slope repair and desilting basin. Planning and development is proposed in FY19. The final design, and plans and specifications with other related documents is proposed in FY20. The construction of new Cell 3B and partial final closure is proposed in FY22.

	Fiscal Year 2019								
	Prior Year	Budgeted	Estimated Actuals	FY 2020 Adopted	FY 2021 Estimate	FY 2022 Estimate	FY 2023 Estimate	FY 2024 Estimate	Total 2020 - 2024
Project # c401909	Account # 731-40-62-7259-57308								
Project Cost Estimate:	-	280,000	280,000	1,500,000	20,000	3,500,000	-	100,000	5,120,000
Net Project Cost Estimates:	-	280,000	280,000	1,500,000	20,000	3,500,000	-	100,000	5,120,000

City of Santa Cruz
 Adopted Capital Investment Program Budget (by department)
 Fiscal Years 2020 - 2024

Public Works (EXISTING)

731- Refuse Enterprise Fund

Recycling Building and Equipment Improvement

Project Description:

Project includes the upgrade and replacement of the Single Stream Recycling equipment, installing bunkers, push walls and replacing warped beams, damaged metal walls, and tent sections around the recycling building as needed.

	Fiscal Year 2019								
	Prior Year	Budgeted	Estimated Actuals	FY 2020 Adopted	FY 2021 Estimate	FY 2022 Estimate	FY 2023 Estimate	FY 2024 Estimate	Total 2020 - 2024
Project # c401811	Account # 731-40-62-7353-57308								
Project Cost Estimate:	64,391	185,609	185,609	100,000	-	1,000,000	-	-	1,100,000
Net Project Cost Estimates:	64,391	185,609	185,609	100,000	-	1,000,000	-	-	1,100,000

Solar PV Installation at the Landfill

Project Description:

This project consists of designing and installing a 205kW solar photovoltaic system on the roof of the Landfill's Sorting Facility. The project also includes third party design review, project management, and inspection services. This project's interconnection agreement application was submitted in December 2017 to grandfather the project with the most valuable electricity rate possible (which was discontinued in 2017). This project will be paid back through annual utility bill savings in 10 years.

	Fiscal Year 2019								
	Prior Year	Budgeted	Estimated Actuals	FY 2020 Adopted	FY 2021 Estimate	FY 2022 Estimate	FY 2023 Estimate	FY 2024 Estimate	Total 2020 - 2024
Project # c101902	Account # 731-10-00-9410-57290								
Project Cost Estimate:	-	666,300	666,300	-	-	-	-	-	-
Net Project Cost Estimates:	-	666,300	666,300	-	-	-	-	-	-

City of Santa Cruz
 Adopted Capital Investment Program Budget (by department)
 Fiscal Years 2020 - 2024

Existing Capital Projects for Refuse Enterprise Fund (731) Totals

	Fiscal Year 2019								Total 2020 - 2024
	Prior Year Totals	Budget	Estimated Actuals	FY 2020 Adopted	FY 2021 Estimate	FY 2022 Estimate	FY 2023 Estimate	FY 2024 Estimate	
Total Project Cost Estimate:	3,640,387	3,101,963	3,101,963	1,700,000	320,000	4,500,000	-	100,000	6,620,000
Total Project Funding Estimate:	-	-	-	-	-	-	-	-	-
Total Net Project Cost Estimate:	3,640,387	3,101,963	3,101,963	1,700,000	320,000	4,500,000	-	100,000	6,620,000

Public Works Totals for Refuse Enterprise Fund (731)

	Fiscal Year 2019								Total 2019 - 2021
	Prior Year Totals	Budget	Estimated Actuals	FY 2020 Adopted	FY 2021 Estimate	FY 2022 Estimate	FY 2023 Estimate	FY 2024 Estimate	
Total Project Cost Estimate:	3,640,387	3,101,963	3,101,963	1,700,000	320,000	4,500,000	-	100,000	6,620,000
Total Project Funding Estimate:	-	-	-	-	-	-	-	-	-
Total Net Project Cost Estimate:	3,640,387	3,101,963	3,101,963	1,700,000	320,000	4,500,000	-	100,000	6,620,000

City of Santa Cruz
 Adopted Capital Investment Program Budget (by department)
 Fiscal Years 2020 - 2024

Public Works (NEW)

741- Parking Enterprise Fund

Elevator Controls Upgrade

Project Description:

Update elevator controls at Soquel Front Parking Structure to replace worn and obsolete equipment.

	Fiscal Year 2019								Total 2020 - 2024
	Prior Year	Budgeted	Estimated Actuals	FY 2020 Adopted	FY 2021 Estimate	FY 2022 Estimate	FY 2023 Estimate	FY 2024 Estimate	
Project # c402004	Account # 741-40-64-7452-57309								
Project Cost Estimate:	-	-	-	150,000	-	-	-	-	150,000
Net Project Cost Estimates:	-	-	-	150,000	-	-	-	-	150,000

City of Santa Cruz
 Adopted Capital Investment Program Budget (by department)
 Fiscal Years 2020 - 2024

New Capital Projects for Parking Enterprise Fund (741) Totals

	Fiscal Year 2019			FY 2020 Adopted	FY 2021 Estimate	FY 2022 Estimate	FY 2023 Estimate	FY 2024 Estimate	Total 2020 - 2024
	Prior Year Totals	Budget	Estimated Actuals						
Total Project Cost Estimate:	-	-	-	150,000	-	-	-	-	150,000
Total Project Funding Estimate:	-	-	-	-	-	-	-	-	-
Total Net Project Cost Estimate:	-	-	-	150,000	-	-	-	-	150,000

City of Santa Cruz
 Adopted Capital Investment Program Budget (by department)
 Fiscal Years 2020 - 2024

Public Works (EXISTING)

741- Parking Enterprise Fund

Downtown Bike Locker Replacement Program

Project Description:

This program will replace 20+ year old Bike Lockers located in Downtown Lots and Garages. In Year 1, underutilized lockers will be removed. The City currently has 98 functioning bike lockers. This program includes replacement of 62 lockers at the highest-use locations.

	Fiscal Year 2019								
	Prior Year	Budgeted	Estimated Actuals	FY 2020 Adopted	FY 2021 Estimate	FY 2022 Estimate	FY 2023 Estimate	FY 2024 Estimate	Total 2020 - 2024
Project # c401812	Account # 741-40-64-7459-57307								
Project Cost Estimate:	74,749	100,251	100,251	100,000	-	-	-	-	100,000
Project Funding Estimates:									
Transfer from 2016 Trnsp Measure D	50,000	50,000	50,000	50,000	-	-	-	-	50,000
Measure D - City	-	-	-	-	-	-	-	-	-
Net Project Cost Estimates:	24,749	50,251	50,251	50,000	-	-	-	-	50,000

Lot 7, Front/Cathcart Reconstruction

Project Description:

Reconstruction of surface lot at Cathcart/Front due to poor drainage, pavement conditions, and lighting. Includes conversion of lot to a paid parking facility.

	Fiscal Year 2019								
	Prior Year	Budgeted	Estimated Actuals	FY 2020 Adopted	FY 2021 Estimate	FY 2022 Estimate	FY 2023 Estimate	FY 2024 Estimate	Total 2020 - 2024
Project # c400007	Account # 741-40-64-7452-57309								
Project Cost Estimate:	141,628	488,372	488,372	-	-	-	-	-	-
Project Funding Estimates:									
RDA Successor Agency	169	-	-	-	-	-	-	-	-
Net Project Cost Estimates:	141,459	488,372	488,372	-	-	-	-	-	-

City of Santa Cruz
 Adopted Capital Investment Program Budget (by department)
 Fiscal Years 2020 - 2024

Public Works (EXISTING)

741- Parking Enterprise Fund

Parking Equipment Replacement- Locust Garage

Project Description:

This project replaces the current Parking Access and Revenue Control Equipment in the Locust Garage as the distributor has gone out of business.

	Fiscal Year 2019								
	Prior Year	Budgeted	Estimated Actuals	FY 2020 Adopted	FY 2021 Estimate	FY 2022 Estimate	FY 2023 Estimate	FY 2024 Estimate	Total 2020 - 2024
Project # c401705	Account # 741-40-64-7452-57309								
Project Cost Estimate:	-	750,000	750,000	-	-	-	-	-	-
Net Project Cost Estimates:	-	750,000	750,000	-	-	-	-	-	-

Parking Equipment Replacement- River Front Garage

Project Description:

This project replaces the current Parking Access and Revenue Control Equipment in the River Front Garage as the distributor has gone out of business.

	Fiscal Year 2019								
	Prior Year	Budgeted	Estimated Actuals	FY 2020 Adopted	FY 2021 Estimate	FY 2022 Estimate	FY 2023 Estimate	FY 2024 Estimate	Total 2020 - 2024
Project # c401703	Account # 741-40-64-7452-57309								
Project Cost Estimate:	90,464	659,536	690,700	-	-	-	-	-	-
Project Funding Estimates:									
Other fines and forfeits	121,487	-	-	-	-	-	-	-	-
Net Project Cost Estimates:	(31,023)	659,536	690,700	-	-	-	-	-	-

City of Santa Cruz
 Adopted Capital Investment Program Budget (by department)
 Fiscal Years 2020 - 2024

Public Works (EXISTING)

741- Parking Enterprise Fund

Parking Equipment Replacement- Soquel/Front Garage

Project Description:

This project replaces the current Parking Access and Revenue Control Equipment in The Soquel/Front Garage as the distributor has gone out of business.

	Fiscal Year 2019								
	Prior Year	Budgeted	Estimated Actuals	FY 2020 Adopted	FY 2021 Estimate	FY 2022 Estimate	FY 2023 Estimate	FY 2024 Estimate	Total 2020 - 2024
Project # c401704	Account # 741-40-64-7452-57309								
Project Cost Estimate:	11	749,989	749,989	-	-	-	-	-	-
Net Project Cost Estimates:	11	749,989	749,989	-	-	-	-	-	-

River-Front Garage Elevator

Project Description:

This project provides for the design and construction of a modular elevator to provide ADA compliance and improved access to all levels of the River-Front Garage.

	Fiscal Year 2019								
	Prior Year	Budgeted	Estimated Actuals	FY 2020 Adopted	FY 2021 Estimate	FY 2022 Estimate	FY 2023 Estimate	FY 2024 Estimate	Total 2020 - 2024
Project # c401509	Account # 741-40-64-7452-57309								
Project Cost Estimate:	-	300,000	300,000	-	-	-	-	-	-
Net Project Cost Estimates:	-	300,000	300,000	-	-	-	-	-	-

City of Santa Cruz
 Adopted Capital Investment Program Budget (by department)
 Fiscal Years 2020 - 2024

Existing Capital Projects for Parking Enterprise Fund (741) Totals

	Prior Year Totals	Fiscal Year 2019		FY 2020 Adopted	FY 2021 Estimate	FY 2022 Estimate	FY 2023 Estimate	FY 2024 Estimate	Total 2020 - 2024
		Budget	Estimated Actuals						
Total Project Cost Estimate:	306,852	3,048,148	3,079,312	100,000	-	-	-	-	100,000
Total Project Funding Estimate:	171,656	50,000	50,000	50,000	-	-	-	-	50,000
Total Net Project Cost Estimate:	135,196	2,998,148	3,029,312	50,000	-	-	-	-	50,000

Public Works Totals for Parking Enterprise Fund (741)

	Prior Year Totals	Fiscal Year 2019		FY 2020 Adopted	FY 2021 Estimate	FY 2022 Estimate	FY 2023 Estimate	FY 2024 Estimate	Total 2019 - 2021
		Budget	Estimated Actuals						
Total Project Cost Estimate:	306,852	3,048,148	3,079,312	250,000	-	-	-	-	250,000
Total Project Funding Estimate:	171,656	50,000	50,000	50,000	-	-	-	-	50,000
Total Net Project Cost Estimate:	135,196	2,998,148	3,029,312	200,000	-	-	-	-	200,000

City of Santa Cruz
 Adopted Capital Investment Program Budget (by department)
 Fiscal Years 2020 - 2024

Public Works (EXISTING)

751- Storm Water Enterprise Fund

Branciforte Creek Channel Repair and Maintenance

Project Description:

A Channel Condition Assessment report by MTC was completed in 2008. The report identifies deferred maintenance which include epoxy repairs of of channel wall cracks, fish passage channel improvements, inlet pipe lining and spot repairs, fence repair and debris and sediment removal. Some of the maintenance deficiencies have also been noted by the Army Corps of Engineers. A grant has not been applied for.

	Fiscal Year 2019								Total 2020 - 2024
	Prior Year	Budgeted	Estimated Actuals	FY 2020 Adopted	FY 2021 Estimate	FY 2022 Estimate	FY 2023 Estimate	FY 2024 Estimate	
Project # c401313	Account # 751-40-61-7501-57311								
Project Cost Estimate:	121,626	313,497	313,497	-	40,000	3,000,000	40,000	40,000	3,120,000
Project Funding Estimates:									
State capital grants	-	-	-	-	-	2,400,000	-	-	2,400,000
Net Project Cost Estimates:	121,626	313,497	313,497	-	40,000	600,000	40,000	40,000	720,000

City of Santa Cruz
 Adopted Capital Investment Program Budget (by department)
 Fiscal Years 2020 - 2024

Existing Capital Projects for Storm Water Enterprise Fund (751) Totals

	Fiscal Year 2019			FY 2020 Adopted	FY 2021 Estimate	FY 2022 Estimate	FY 2023 Estimate	FY 2024 Estimate	Total 2020 - 2024
	Prior Year Totals	Budget	Estimated Actuals						
Total Project Cost Estimate:	121,626	313,497	313,497	-	40,000	3,000,000	40,000	40,000	3,120,000
Total Project Funding Estimate:	-	-	-	-	-	2,400,000	-	-	2,400,000
Total Net Project Cost Estimate:	121,626	313,497	313,497	-	40,000	600,000	40,000	40,000	720,000

Public Works Totals for Storm Water Enterprise Fund (751)

	Fiscal Year 2019			FY 2020 Adopted	FY 2021 Estimate	FY 2022 Estimate	FY 2023 Estimate	FY 2024 Estimate	Total 2019 - 2021
	Prior Year Totals	Budget	Estimated Actuals						
Total Project Cost Estimate:	121,626	313,497	313,497	-	40,000	3,000,000	40,000	40,000	3,120,000
Total Project Funding Estimate:	-	-	-	-	-	2,400,000	-	-	2,400,000
Total Net Project Cost Estimate:	121,626	313,497	313,497	-	40,000	600,000	40,000	40,000	720,000

City of Santa Cruz
 Adopted Capital Investment Program Budget (by department)
 Fiscal Years 2020 - 2024

Public Works (EXISTING)

752- Storm Water Overlay Enterprise Fund

Downtown SLR Drainage System Assessment

Project Description:

Assess drainage system tributary to Pump Station No. 1, which is located at the southeast end of the Laurel Street Bridge. Assessment will include a detailed analysis of Pump Station No. 1's capacity for large storm events. Preliminary design of improvements will be included in the assessment. Construction is proposed in FY23.

	Fiscal Year 2019								
	Prior Year	Budgeted	Estimated Actuals	FY 2020 Adopted	FY 2021 Estimate	FY 2022 Estimate	FY 2023 Estimate	FY 2024 Estimate	Total 2020 - 2024
Project # c401707	Account # 752-40-61-7552-57311								
Project Cost Estimate:	435	79,565	79,565	50,000	-	50,000	2,500,000	-	2,600,000
Net Project Cost Estimates:	435	79,565	79,565	50,000	-	50,000	2,500,000	-	2,600,000

San Lorenzo River Levee Storm Drain Maintenance

Project Description:

The storm drain system for the levee system was primarily constructed in the 1950's with the levees. It is evident from some preliminary inspection and experience with the Clean Beaches Program projects that the system requires additional and significant repair and maintenance. This project provides ongoing funding to address minor deficiencies.

	Fiscal Year 2019								
	Prior Year	Budgeted	Estimated Actuals	FY 2020 Adopted	FY 2021 Estimate	FY 2022 Estimate	FY 2023 Estimate	FY 2024 Estimate	Total 2020 - 2024
Project # c401314	Account # 752-40-61-7552-57311								
Project Cost Estimate:	53,412	96,588	96,588	40,000	40,000	40,000	40,000	40,000	200,000
Net Project Cost Estimates:	53,412	96,588	96,588	40,000	40,000	40,000	40,000	40,000	200,000

City of Santa Cruz
 Adopted Capital Investment Program Budget (by department)
 Fiscal Years 2020 - 2024

Public Works (EXISTING)

752- Storm Water Overlay Enterprise Fund

San Lorenzo River Pump Station #2

Project Description:

This project proposes to increase the capacity of this pump station that serves the Beach Area by replacing the existing pumps and electronic controls to increase pumping capacity for a 100 year return period storm.

	Fiscal Year 2019								
	Prior Year	Budgeted	Estimated Actuals	FY 2020 Adopted	FY 2021 Estimate	FY 2022 Estimate	FY 2023 Estimate	FY 2024 Estimate	Total 2020 - 2024
Project # c401207	Account # 752-40-61-7552-57311								
Project Cost Estimate:	194,562	99,438	99,438	-	-	-	-	-	-
Net Project Cost Estimates:	194,562	99,438	99,438	-	-	-	-	-	-

San Lorenzo River Walk Lighting

Project Description:

The approved project application to add additional pedestrian scale lighting to the levee system was approved by the State in the 2017 Active Transportation Program Augmentation process and includes decorative LED lighting from the Water Street Bridge to the Highway 1 Bridge on both sides of the levee. Design funds are programmed in 2020 and construction funds in 2021.

	Fiscal Year 2019								
	Prior Year	Budgeted	Estimated Actuals	FY 2020 Adopted	FY 2021 Estimate	FY 2022 Estimate	FY 2023 Estimate	FY 2024 Estimate	Total 2020 - 2024
Project # c401910	Account # 752-40-61-7559-57305								
Project Cost Estimate:	-	-	-	95,000	857,000	-	-	-	952,000
Project Funding Estimates:									
State capital grants - ATP	-	-	-	95,000	857,000	-	-	-	952,000
Net Project Cost Estimates:	-	-	-	-	-	-	-	-	-

City of Santa Cruz
 Adopted Capital Investment Program Budget (by department)
 Fiscal Years 2020 - 2024

Public Works (EXISTING)

752- Storm Water Overlay Enterprise Fund

SLR Flood Control Environ Rest Project

Project Description:

Provides for the anticipated costs of the City's share of additional flood control measures for Phase IV of the project which includes sediment removal or levee modifications. The scope of the project is being negotiated with The US Army Corps of Engineers and the schedule for construction is unknown.

	Fiscal Year 2019								Total 2020 - 2024
	Prior Year	Budgeted	Estimated Actuals	FY 2020 Adopted	FY 2021 Estimate	FY 2022 Estimate	FY 2023 Estimate	FY 2024 Estimate	
Project # c409512	Account # 752-40-61-7552-57311								
Project Cost Estimate:	3,220,407	209,442	209,442	100,000	-	-	-	-	100,000
Project Funding Estimates:									
State capital grants	289,515	35,000	35,000	-	-	-	-	-	-
Net Project Cost Estimates:	2,930,892	174,442	174,442	100,000	-	-	-	-	100,000

City of Santa Cruz
 Adopted Capital Investment Program Budget (by department)
 Fiscal Years 2020 - 2024

Existing Capital Projects for Storm Water Overlay Enterprise Fund (752) Totals

	Fiscal Year 2019								Total 2020 - 2024
	Prior Year Totals	Budget	Estimated Actuals	FY 2020 Adopted	FY 2021 Estimate	FY 2022 Estimate	FY 2023 Estimate	FY 2024 Estimate	
Total Project Cost Estimate:	3,468,816	485,033	485,033	285,000	897,000	90,000	2,540,000	40,000	3,852,000
Total Project Funding Estimate:	289,515	35,000	35,000	95,000	857,000	-	-	-	952,000
Total Net Project Cost Estimate:	3,179,301	450,033	450,033	190,000	40,000	90,000	2,540,000	40,000	2,900,000

Public Works Totals for Storm Water Overlay Enterprise Fund (752)

	Fiscal Year 2019								Total 2019 - 2021
	Prior Year Totals	Budget	Estimated Actuals	FY 2020 Adopted	FY 2021 Estimate	FY 2022 Estimate	FY 2023 Estimate	FY 2024 Estimate	
Total Project Cost Estimate:	3,468,816	485,033	485,033	285,000	897,000	90,000	2,540,000	40,000	3,852,000
Total Project Funding Estimate:	289,515	35,000	35,000	95,000	857,000	-	-	-	952,000
Total Net Project Cost Estimate:	3,179,301	450,033	450,033	190,000	40,000	90,000	2,540,000	40,000	2,900,000

Public Works Totals

	Fiscal Year 2019								Total 2019 - 2021
	Prior Year Totals	Budget	Estimated Actuals	FY 2020 Adopted	FY 2021 Estimate	FY 2022 Estimate	FY 2023 Estimate	FY 2024 Estimate	
Total Project Cost Estimate:	56,028,118	78,987,669	79,018,833	23,902,600	14,132,000	33,515,000	43,850,000	16,680,000	132,079,600
Total Project Funding Estimate:	24,599,058	49,072,402	49,072,402	14,539,070	7,395,235	23,188,235	33,025,882	8,705,882	86,854,304
Total Net Project Cost Estimate:	31,429,060	29,915,267	29,946,431	9,363,530	6,736,765	10,326,765	10,824,118	7,974,118	45,225,296

Arena



Economic Development CIP

Water

Mission

City of Santa Cruz
 Adopted Capital Investment Program Budget (by department)
 Fiscal Years 2020 - 2024

Economic Development (NEW)

311- General Capital Improvement Fund

Downtown Mixed Use Project

Project Description:

Early phase design and development of the downtown mixed use project to include library, parking, housing, and commercial uses on the City owned parking lot 4.

	Fiscal Year 2019								Total 2020 - 2024
	Prior Year	Budgeted	Estimated Actuals	FY 2020 Adopted	FY 2021 Estimate	FY 2022 Estimate	FY 2023 Estimate	FY 2024 Estimate	
Project # c512002									
									Account # 311-51-80-9990-57390
Project Cost Estimate:	-	-	-	362,000	2,006,000	30,001,000	-	-	32,369,000
Project Funding Estimates:									
Parking Fund	-	-	-	-	-	11,096,000	-	-	11,096,000
City Public Trust Fund	-	-	-	-	742,000	-	-	-	742,000
From Affordable Housing Trust Fund	-	-	-	80,000	230,000	3,425,000	-	-	3,735,000
From ED Trust Fund	-	-	-	-	230,000	3,425,000	-	-	3,655,000
Measure S	-	-	-	282,000	804,000	12,055,000	-	-	13,141,000
Net Project Cost Estimates:	-	-	-	-	-	-	-	-	-

City of Santa Cruz
 Adopted Capital Investment Program Budget (by department)
 Fiscal Years 2020 - 2024

Economic Development (NEW)

311- General Capital Improvement Fund

Ocean Street Beautification

Project Description:

Design development for improvements based on the Ocean Street Plan including development of the design details for landscaping, sidewalk, streetlights. A place holder for construction is included.

	Fiscal Year 2019			FY 2020 Adopted	FY 2021 Estimate	FY 2022 Estimate	FY 2023 Estimate	FY 2024 Estimate	Total 2020 - 2024
	Prior Year	Budgeted	Estimated Actuals						
Project # c512001									
									Account # 311-51-80-9990-57390
Project Cost Estimate:	-	-	-	2,000,000	-	-	-	-	2,000,000
Project Funding Estimates:									
RDA Successor Agency	-	-	-	2,000,000	-	-	-	-	2,000,000
Net Project Cost Estimates:	-	-	-	-	-	-	-	-	-

City of Santa Cruz
 Adopted Capital Investment Program Budget (by department)
 Fiscal Years 2020 - 2024

New Capital Projects for General Capital Improvement Fund (311) Totals

	Fiscal Year 2019			FY 2020 Adopted	FY 2021 Estimate	FY 2022 Estimate	FY 2023 Estimate	FY 2024 Estimate	Total 2020 - 2024
	Prior Year Totals	Budget	Estimated Actuals						
Total Project Cost Estimate:	-	-	-	2,362,000	2,006,000	30,001,000	-	-	34,369,000
Total Project Funding Estimate:	-	-	-	2,362,000	2,006,000	30,001,000	-	-	34,369,000
Total Net Project Cost Estimate:	-	-	-	-	-	-	-	-	-

City of Santa Cruz
 Adopted Capital Investment Program Budget (by department)
 Fiscal Years 2020 - 2024

Economic Development (EXISTING)

311- General Capital Improvement Fund

Broadband Infrastructure

Project Description:

Early phase development of telecommunications infrastructure connecting City Hall campus to Wide Area Network (WAN). Provides gap funding for implementation of "Dig Once" opportunities.

	Fiscal Year 2019								
	Prior Year	Budgeted	Estimated Actuals	FY 2020 Adopted	FY 2021 Estimate	FY 2022 Estimate	FY 2023 Estimate	FY 2024 Estimate	Total 2020 - 2024
Project # c511501	Account # 311-51-80-9990-57390								
Project Cost Estimate:	224,283	150,717	150,717	-	-	-	-	-	-
Project Funding Estimates:									
From ED Trust Fund	224,283	150,717	150,717	-	-	-	-	-	-
Net Project Cost Estimates:	-	-	-	-	-	-	-	-	-

Citywide Sign Program Phase II

Project Description:

Signage program to update the city's parking and vehicular directional signage, gateway signage, banners, kiosks, and interactive maps.

	Fiscal Year 2019								
	Prior Year	Budgeted	Estimated Actuals	FY 2020 Adopted	FY 2021 Estimate	FY 2022 Estimate	FY 2023 Estimate	FY 2024 Estimate	Total 2020 - 2024
Project # r521205	Account # 311-51-80-9990-57390								
Project Cost Estimate:	119,329	1,880,671	1,880,671	-	-	-	-	-	-
Project Funding Estimates:									
RDA Successor Agency	1,500,000	-	-	500,000	-	-	-	-	500,000
Net Project Cost Estimates:	(1,380,671)	1,880,671	1,880,671	(500,000)	-	-	-	-	(500,000)

City of Santa Cruz
 Adopted Capital Investment Program Budget (by department)
 Fiscal Years 2020 - 2024

Economic Development (EXISTING)

311- General Capital Improvement Fund

Downtown Alley Improvements

Project Description:

Lighting and/or wayfinding improvements in downtown alleys.

	Fiscal Year 2019								
	Prior Year	Budgeted	Estimated Actuals	FY 2020 Adopted	FY 2021 Estimate	FY 2022 Estimate	FY 2023 Estimate	FY 2024 Estimate	Total 2020 - 2024
Project # c511703	Account # 311-51-80-9990-57390								
Project Cost Estimate:	-	50,000	50,000	150,000	-	-	-	-	150,000
Project Funding Estimates:									
RDA Successor Agency	-	50,000	50,000	150,000	-	-	-	-	150,000
Net Project Cost Estimates:	-	-	-	-	-	-	-	-	-

Farmers Market Structure

Project Description:

Construction of Farmers Market structure on City parking lot between Cathcart-Soquel, on Front Street.

	Fiscal Year 2019								
	Prior Year	Budgeted	Estimated Actuals	FY 2020 Adopted	FY 2021 Estimate	FY 2022 Estimate	FY 2023 Estimate	FY 2024 Estimate	Total 2020 - 2024
Project # c511901	Account # 311-51-80-9990-57390								
Project Cost Estimate:	-	1,275,000	1,275,000	-	-	-	-	-	-
Project Funding Estimates:									
From ED Trust Fund	-	1,275,000	1,275,000	-	-	-	-	-	-
Net Project Cost Estimates:	-	-	-	-	-	-	-	-	-

City of Santa Cruz
 Adopted Capital Investment Program Budget (by department)
 Fiscal Years 2020 - 2024

Economic Development (EXISTING)

311- General Capital Improvement Fund

Lower Pacific Avenue Improvements

Project Description:

Infrastructure improvements including parking, street beautification and other related improvements in connection with the METRO project.

	Fiscal Year 2019								Total 2020 - 2024
	Prior Year	Budgeted	Estimated Actuals	FY 2020 Adopted	FY 2021 Estimate	FY 2022 Estimate	FY 2023 Estimate	FY 2024 Estimate	
Project # c511702	Account # 311-51-80-9990-57390								
Project Cost Estimate:	-	2,500,000	2,500,000	-	-	-	-	-	-
Project Funding Estimates:									
RDA Successor Agency	-	2,500,000	2,500,000	-	-	-	-	-	-
Net Project Cost Estimates:	-	-	-	-	-	-	-	-	-

City of Santa Cruz
 Adopted Capital Investment Program Budget (by department)
 Fiscal Years 2020 - 2024

Economic Development (EXISTING)

311- General Capital Improvement Fund

Miramar Demolition and Wharf Piling Replacement

Project Description:

Replace wharf pilings under Miramar restaurant. Settlement proceeds were originally deposited into the Wharf fund in FY18 and are now being used to contribute towards the wharf pilings.

	Fiscal Year 2019								Total 2020 - 2024
	Prior Year	Budgeted	Estimated Actuals	FY 2020 Adopted	FY 2021 Estimate	FY 2022 Estimate	FY 2023 Estimate	FY 2024 Estimate	
Project # c511705	Account # 311-51-80-9990-57390								
Project Cost Estimate:	27,640	1,073,386	1,073,386	-	-	-	-	-	-
Project Funding Estimates:									
RDA Successor Agency	6,125	-	-	-	-	-	-	-	-
From ED Trust Fund	21,515	233,485	233,485	-	-	-	-	-	-
Contributions - businesses	-	370,000	370,000	-	-	-	-	-	-
From Municipal Wharf Fund	-	448,386	448,386	-	-	-	-	-	-
Settlement proceeds	-	-	-	-	-	-	-	-	-
Net Project Cost Estimates:	-	21,515	21,515	-	-	-	-	-	-

City of Santa Cruz
 Adopted Capital Investment Program Budget (by department)
 Fiscal Years 2020 - 2024

Economic Development (EXISTING)

311- General Capital Improvement Fund

Trolley Acquisition

Project Description:

Acquisition of an additional trolley to enhance public transportation services.

	Fiscal Year 2019								
	Prior Year	Budgeted	Estimated Actuals	FY 2020 Adopted	FY 2021 Estimate	FY 2022 Estimate	FY 2023 Estimate	FY 2024 Estimate	Total 2020 - 2024
Project # c511704	Account # 311-51-80-9990-57402								
Project Cost Estimate:	-	281,510	281,510	100,000	-	-	-	-	100,000
Project Funding Estimates:									
RDA Successor Agency	-	110,000	110,000	100,000	-	-	-	-	100,000
Local grant - MBUAPCD	-	171,510	171,510	-	-	-	-	-	-
Net Project Cost Estimates:	-	-	-	-	-	-	-	-	-

Wharf Ticketing Booths/Gates

Project Description:

Wharf rehabilitation projects as identified in the Wharf Master Plan to relocate gateway entrance and parking control stations. (This is an existing project that was listed under Parks & Recreation as c301501 and is now being transferred to Economic Development with no new appropriations.)

	Fiscal Year 2019								
	Prior Year	Budgeted	Estimated Actuals	FY 2020 Adopted	FY 2021 Estimate	FY 2022 Estimate	FY 2023 Estimate	FY 2024 Estimate	Total 2020 - 2024
Project # c511502	Account # 311-51-80-9990-57390								
Project Cost Estimate:	-	1,600,000	1,600,000	-	-	-	-	-	-
Project Funding Estimates:									
RDA Successor Agency	1,000,000	600,000	600,000	-	-	-	-	-	-
Net Project Cost Estimates:	(1,000,000)	1,000,000	1,000,000	-	-	-	-	-	-

City of Santa Cruz
 Adopted Capital Investment Program Budget (by department)
 Fiscal Years 2020 - 2024

Existing Capital Projects for General Capital Improvement Fund (311) Totals

	Fiscal Year 2019								Total 2020 - 2024
	Prior Year Totals	Budget	Estimated Actuals	FY 2020 Adopted	FY 2021 Estimate	FY 2022 Estimate	FY 2023 Estimate	FY 2024 Estimate	
Total Project Cost Estimate:	371,252	8,811,284	8,811,284	250,000	-	-	-	-	250,000
Total Project Funding Estimate:	2,751,923	5,909,098	5,909,098	750,000	-	-	-	-	750,000
Total Net Project Cost Estimate:	(2,380,671)	2,902,186	2,902,186	(500,000)	-	-	-	-	(500,000)

Economic Development Totals for General Capital Improvement Fund (311)

	Fiscal Year 2019								Total 2019 - 2021
	Prior Year Totals	Budget	Estimated Actuals	FY 2020 Adopted	FY 2021 Estimate	FY 2022 Estimate	FY 2023 Estimate	FY 2024 Estimate	
Total Project Cost Estimate:	371,252	8,811,284	8,811,284	2,612,000	2,006,000	30,001,000	-	-	34,619,000
Total Project Funding Estimate:	2,751,923	5,909,098	5,909,098	3,112,000	2,006,000	30,001,000	-	-	35,119,000
Total Net Project Cost Estimate:	(2,380,671)	2,902,186	2,902,186	(500,000)	-	-	-	-	(500,000)

City of Santa Cruz
 Adopted Capital Investment Program Budget (by department)
 Fiscal Years 2020 - 2024

Economic Development (EXISTING)

281- City Low & Mod Housing Successor Agency

Metro Center Project & Housing

Project Description:

Development of affordable housing units for low and moderate income housing as a component of the Metro Transit Center project.

	Fiscal Year 2019								
	Prior Year	Budgeted	Estimated Actuals	FY 2020 Adopted	FY 2021 Estimate	FY 2022 Estimate	FY 2023 Estimate	FY 2024 Estimate	Total 2020 - 2024
Project # r521301	Account # 281-51-81-5610-57202								
Project Cost Estimate:	5,106,111	1,038,889	1,038,889	691,958	346,503	-	-	-	1,038,461
Project Funding Estimates:									
Rents-Real Property	177,909	345,000	345,000	367,175	346,503	-	-	-	713,678
Contributions from SA to City	5,102,985	693,889	693,889	-	-	-	-	-	-
From Affordable Housing Trust Fund	-	-	-	150,000	-	-	-	-	150,000
Net Project Cost Estimates:	(174,783)	-	-	174,783	-	-	-	-	174,783

Tannery Landscaping

Project Description:

The then-Redevelopment Agency committed to certain landscaping, as funds came available through repayment of loans the Agency made to Artspace.

	Fiscal Year 2019								
	Prior Year	Budgeted	Estimated Actuals	FY 2020 Adopted	FY 2021 Estimate	FY 2022 Estimate	FY 2023 Estimate	FY 2024 Estimate	Total 2020 - 2024
Project # c511706	Account # 281-51-81-5650-57106								
Project Cost Estimate:	6,742	68,258	68,258	40,000	-	-	-	-	40,000
Net Project Cost Estimates:	6,742	68,258	68,258	40,000	-	-	-	-	40,000

City of Santa Cruz
 Adopted Capital Investment Program Budget (by department)
 Fiscal Years 2020 - 2024

Existing Capital Projects for City Low & Mod Housing Successor Agency (281) Totals

	Fiscal Year 2019								Total 2020 - 2024
	Prior Year Totals	Budget	Estimated Actuals	FY 2020 Adopted	FY 2021 Estimate	FY 2022 Estimate	FY 2023 Estimate	FY 2024 Estimate	
Total Project Cost Estimate:	5,112,853	1,107,147	1,107,147	731,958	346,503	-	-	-	1,078,461
Total Project Funding Estimate:	5,280,894	1,038,889	1,038,889	517,175	346,503	-	-	-	863,678
Total Net Project Cost Estimate:	(168,041)	68,258	68,258	214,783	-	-	-	-	214,783

Economic Development Totals for City Low & Mod Housing Successor Agency (281)

	Fiscal Year 2019								Total 2019 - 2021
	Prior Year Totals	Budget	Estimated Actuals	FY 2020 Adopted	FY 2021 Estimate	FY 2022 Estimate	FY 2023 Estimate	FY 2024 Estimate	
Total Project Cost Estimate:	5,112,853	1,107,147	1,107,147	731,958	346,503	-	-	-	1,078,461
Total Project Funding Estimate:	5,280,894	1,038,889	1,038,889	517,175	346,503	-	-	-	863,678
Total Net Project Cost Estimate:	(168,041)	68,258	68,258	214,783	-	-	-	-	214,783

Economic Development Totals

	Fiscal Year 2019								Total 2019 - 2021
	Prior Year Totals	Budget	Estimated Actuals	FY 2020 Adopted	FY 2021 Estimate	FY 2022 Estimate	FY 2023 Estimate	FY 2024 Estimate	
Total Project Cost Estimate:	5,484,105	9,918,431	9,918,431	3,343,958	2,352,503	30,001,000	-	-	35,697,461
Total Net Project Cost Estimate:	(2,548,712)	2,970,444	2,970,444	(285,217)	-	-	-	-	(285,217)

Water Department CIP



City of Santa Cruz
 Adopted Capital Investment Program Budget (by department)
 Fiscal Years 2020 - 2024

Water (EXISTING)

**711- Water & Water System Development
 Enterprise Fund**

Advanced Metering infrastructure (AMI)

Project Description:

Implementation of system-wide water meter replacement necessary to address a system that is at the end of its design life, as seen in increasing number of failing meters. Water metering is crucial in accurately registering water consumption both for billing and system management purposes. Revenue losses are realized with an estimated 22 million gallons of water per year being delivered to customers unregistered due to performance degradation of old meters. As recommended in the Water Conservation Master Plan, this program accelerates the completion of system-wide Advanced Metering Infrastructure (AMI) implementation which enables early leak detection, customer conservation tools, streamlined workflows and enhances system analysis capabilities.

	Fiscal Year 2019								
	Prior Year	Budgeted	Estimated Actuals	FY 2020 Adopted	FY 2021 Estimate	FY 2022 Estimate	FY 2023 Estimate	FY 2024 Estimate	Total 2020 - 2024
Project # c701603	Account # 711-70-91-7153-57302								
Project Cost Estimate:	30,817	274,183	274,183	-	5,752,000	5,180,000	-	-	10,932,000
Net Project Cost Estimates:	30,817	274,183	274,183	-	5,752,000	5,180,000	-	-	10,932,000

Aerators at Loch Lomond

Project Description:

Following the condition assessment and design of a new aeration system at Loch Lomond Reservoir, construction of the new system should be completed in FY2020.

	Fiscal Year 2019								
	Prior Year	Budgeted	Estimated Actuals	FY 2020 Adopted	FY 2021 Estimate	FY 2022 Estimate	FY 2023 Estimate	FY 2024 Estimate	Total 2020 - 2024
Project # c701706	Account # 711-70-91-7153-57302								
Project Cost Estimate:	1,377	548,623	548,623	-	-	-	-	-	-
Net Project Cost Estimates:	1,377	548,623	548,623	-	-	-	-	-	-

City of Santa Cruz
 Adopted Capital Investment Program Budget (by department)
 Fiscal Years 2020 - 2024

Water (EXISTING)

**711- Water & Water System Development
 Enterprise Fund**

ASR and In-Lieu Feasibility Study

Project Description:

Evaluate the feasibility of Aquifer Storage and Recovery in the Mid County and Santa Margarita Groundwater Basins and/or water exchanges and transfers with neighboring water agencies as per the recommendations of the Water Supply Advisory Committee. Funds in FY2020 will include ongoing pilot work in both basins as well as groundwater modeling. Project requires feasibility studies, agreements with other agencies, and design, permitting, and construction of infrastructure improvements. Project would potentially provide additional potable water to City and other agency customers, addressing part or all of water supply deficiencies.

	Fiscal Year 2019								
	Prior Year	Budgeted	Estimated Actuals	FY 2020 Adopted	FY 2021 Estimate	FY 2022 Estimate	FY 2023 Estimate	FY 2024 Estimate	Total 2020 - 2024
Project # c701609	Account # 711-70-91-7153-57302								
Project Cost Estimate:	434,886	2,474,614	2,474,614	-	2,837,000	4,373,000	7,617,000	7,257,000	22,084,000
Net Project Cost Estimates:	434,886	2,474,614	2,474,614	-	2,837,000	4,373,000	7,617,000	7,257,000	22,084,000

ASR and In-Lieu Feasibility Study - SDC

Project Description:

Evaluate the feasibility of Aquifer Storage and Recovery in the Mid County and Santa Margarita Groundwater Basins and/or water exchanges and transfers with neighboring water agencies as per the recommendations of the Water Supply Advisory Committee. Funds in FY2020 will include ongoing pilot work in both basins as well as groundwater modeling. Project requires feasibility studies, agreements with other agencies, and design, permitting, and construction of infrastructure improvements. Project would potentially provide additional potable water to City and other agency customers, addressing part or all of water supply deficiencies.

	Fiscal Year 2019								
	Prior Year	Budgeted	Estimated Actuals	FY 2020 Adopted	FY 2021 Estimate	FY 2022 Estimate	FY 2023 Estimate	FY 2024 Estimate	Total 2020 - 2024
Project # c701610	Account # 715-70-91-7153-57302								
Project Cost Estimate:	178,240	897,260	897,260	-	500,000	500,000	500,000	500,000	2,000,000
Net Project Cost Estimates:	178,240	897,260	897,260	-	500,000	500,000	500,000	500,000	2,000,000

City of Santa Cruz
 Adopted Capital Investment Program Budget (by department)
 Fiscal Years 2020 - 2024

Water (EXISTING)

**711- Water & Water System Development
 Enterprise Fund**

Bay Street Reservoir Reconstruction

Project Description:

The Bay Street Reservoir reached the end of its useful life and was replaced with two 6 MG tanks. The Notice of Completion has been recorded and post-construction activities are wrapping-up.

	Fiscal Year 2019								
	Prior Year	Budgeted	Estimated Actuals	FY 2020 Adopted	FY 2021 Estimate	FY 2022 Estimate	FY 2023 Estimate	FY 2024 Estimate	Total 2020 - 2024
Project # c700313	Account # 711-70-91-7153-57302								
Project Cost Estimate:	20,158,292	253,284	253,284	-	-	-	-	-	-
Net Project Cost Estimates:	20,158,292	253,284	253,284	-	-	-	-	-	-

Project # c700027	Account # 715-70-91-7153-57302								
Project Cost Estimate:	5,111,508	86,988	86,988	-	-	-	-	-	-
Net Project Cost Estimates:	5,111,508	86,988	86,988	-	-	-	-	-	-

Beltz 10 and 11 Rehab & Development

Project Description:

This project involves the rehabilitation of Beltz 10 (an existing groundwater production well) and the conversion of an existing monitoring well to a production well (Beltz 11). This project will shift pumping to different geologic layers of the basin.

	Fiscal Year 2019								
	Prior Year	Budgeted	Estimated Actuals	FY 2020 Adopted	FY 2021 Estimate	FY 2022 Estimate	FY 2023 Estimate	FY 2024 Estimate	Total 2020 - 2024
Project # c700026	Account # 711-70-91-7153-57302								
Project Cost Estimate:	80,604	428,639	428,639	-	-	-	-	-	-
Net Project Cost Estimates:	80,604	428,639	428,639	-	-	-	-	-	-

City of Santa Cruz
 Adopted Capital Investment Program Budget (by department)
 Fiscal Years 2020 - 2024

Water (EXISTING)

**711- Water & Water System Development
 Enterprise Fund**

Brackney Landslide Risk Reduction

Project Description:

Engineering work completed to apply to the Hazard Mitigation Grant Program for a project to reduce the risk of a landslide on Brackney Rd in order to protect the Newell Creek Pipeline that is our pipeline bringing raw water from the Loch Lomond Reservoir to the Graham Hill Water Treatment Plant. Such work will be completed within the larger Newell Creek Pipeline Replacement project, c701701.

	Fiscal Year 2019								
	Prior Year	Budgeted	Estimated Actuals	FY 2020 Adopted	FY 2021 Estimate	FY 2022 Estimate	FY 2023 Estimate	FY 2024 Estimate	Total 2020 - 2024
Project # c701803	Account # 711-70-91-7153-57302								
Project Cost Estimate:	49,312	20,788	20,788	-	-	-	-	-	-
Net Project Cost Estimates:	49,312	20,788	20,788	-	-	-	-	-	-

Coast Pump Stat. & Tail Well Flood Reduction

Project Description:

Engineering work completed to apply to the Hazard Mitigation Grant Program for a project to reduce the risk of damage to the Coast Pump Station and Tait Wells No. 4 when the San Lorenzo River floods. Such work will be completed within the new Coast Pump Station and San Lorenzo River Diversion Rehabilitation project, c701903.

	Fiscal Year 2019								
	Prior Year	Budgeted	Estimated Actuals	FY 2020 Adopted	FY 2021 Estimate	FY 2022 Estimate	FY 2023 Estimate	FY 2024 Estimate	Total 2020 - 2024
Project # c701804	Account # 711-70-91-7151-57302								
Project Cost Estimate:	48,575	18,725	18,725	-	-	-	-	-	-
Net Project Cost Estimates:	48,575	18,725	18,725	-	-	-	-	-	-

City of Santa Cruz
 Adopted Capital Investment Program Budget (by department)
 Fiscal Years 2020 - 2024

Water (EXISTING)

**711- Water & Water System Development
 Enterprise Fund**

CPS & SLR Diversion Rehab

Project Description:

Phase 1 includes initial visual condition assessment and preliminary engineering for diversion intake site (dam, intake structures, and fish passage) and, if needed, development of an RFP to procure design and permitting services for near term rehabilitation. Phase 2 includes full condition assessment of the Coast Pump Station and Diversion and associated improvements to mitigate current and future flood damage.

	Fiscal Year 2019								
	Prior Year	Budgeted	Estimated Actuals	FY 2020 Adopted	FY 2021 Estimate	FY 2022 Estimate	FY 2023 Estimate	FY 2024 Estimate	Total 2020 - 2024
Project # c701903	Account # 711-70-91-7151-57302								
Project Cost Estimate:	-	260,000	260,000	-	-	-	-	-	-
Net Project Cost Estimates:	-	260,000	260,000	-	-	-	-	-	-

CPS 20" RW Pipeline Replacement

Project Description:

Replacement of the Coast Pump Station discharge pipeline. The project includes design of a replacement line for the existing discharge pipeline under the San Lorenzo River followed by construction.

	Fiscal Year 2019								
	Prior Year	Budgeted	Estimated Actuals	FY 2020 Adopted	FY 2021 Estimate	FY 2022 Estimate	FY 2023 Estimate	FY 2024 Estimate	Total 2020 - 2024
Project # c701707	Account # 711-70-91-7151-57302								
Project Cost Estimate:	64,721	770,399	770,399	2,500,000	-	-	-	-	2,500,000
Net Project Cost Estimates:	64,721	770,399	770,399	2,500,000	-	-	-	-	2,500,000

City of Santa Cruz
 Adopted Capital Investment Program Budget (by department)
 Fiscal Years 2020 - 2024

Water (EXISTING)

**711- Water & Water System Development
 Enterprise Fund**

Facility & Infrastructure Improvements

Project Description:

Various capital improvements projects under \$200K and not included in the Program. Specific projects to be identified annually.

	Fiscal Year 2019								
	Prior Year	Budgeted	Estimated Actuals	FY 2020 Adopted	FY 2021 Estimate	FY 2022 Estimate	FY 2023 Estimate	FY 2024 Estimate	Total 2020 - 2024
Project # c701907	Account # 711-70-91-7153-57302								
Project Cost Estimate:	-	-	-	-	417,000	435,000	454,000	473,000	1,779,000
Net Project Cost Estimates:	-	-	-	-	417,000	435,000	454,000	473,000	1,779,000

Felton Diversion Pump Station Assessment

Project Description:

This project consists of evaluation of the existing dam and pump station with recommendations to rehabilitate or replace existing facilities. A hydraulic assessment of the existing facility will be conducted to determine what, if any, improvements or operational changes are needed to pump from the diversion directly to the GHWTP. To improve energy efficiency, new pumps and drives at the diversion are also anticipated.

	Fiscal Year 2019								
	Prior Year	Budgeted	Estimated Actuals	FY 2020 Adopted	FY 2021 Estimate	FY 2022 Estimate	FY 2023 Estimate	FY 2024 Estimate	Total 2020 - 2024
Project # c701906	Account # 711-70-91-7153-57302								
Project Cost Estimate:	-	367,000	367,000	-	125,000	-	-	-	125,000
Net Project Cost Estimates:	-	367,000	367,000	-	125,000	-	-	-	125,000

City of Santa Cruz
 Adopted Capital Investment Program Budget (by department)
 Fiscal Years 2020 - 2024

Water (EXISTING)

**711- Water & Water System Development
 Enterprise Fund**

GHWTP CC Tanks Replacement

Project Description:

Infrastructure improvements to the GHWTP are necessary to meet regulatory requirements, improve operations and increase overall reliability. The design phase of this project is nearly complete for the replacement of the Filtered Water Tank, Wash Water Reclamation Tank (Reclaim Tank), and Sludge Storage Tank.

	Fiscal Year 2019								
	Prior Year	Budgeted	Estimated Actuals	FY 2020 Adopted	FY 2021 Estimate	FY 2022 Estimate	FY 2023 Estimate	FY 2024 Estimate	Total 2020 - 2024
Project # c701501	Account # 711-70-91-7152-57302								
Project Cost Estimate:	1,588,295	4,400,025	4,400,025	-	13,601,000	11,542,000	340,000	-	25,483,000
Net Project Cost Estimates:	1,588,295	4,400,025	4,400,025	-	13,601,000	11,542,000	340,000	-	25,483,000

GHWTP Flocculator Rehab/Replacement

Project Description:

Design and repair or replacement of aging paddle wheel flocculators at the Graham Hill Water Treatment Plant. A condition assessment and alternatives analysis will be performed to determine the best path forward considering cost, schedule, and operations.

	Fiscal Year 2019								
	Prior Year	Budgeted	Estimated Actuals	FY 2020 Adopted	FY 2021 Estimate	FY 2022 Estimate	FY 2023 Estimate	FY 2024 Estimate	Total 2020 - 2024
Project # c701502	Account # 711-70-91-7152-57302								
Project Cost Estimate:	-	320,000	320,000	-	57,000	-	-	-	57,000
Net Project Cost Estimates:	-	320,000	320,000	-	57,000	-	-	-	57,000

City of Santa Cruz
 Adopted Capital Investment Program Budget (by department)
 Fiscal Years 2020 - 2024

Water (EXISTING)

711- Water & Water System Development
 Enterprise Fund

Graham Hill WTP Tube Settler Replacement

Project Description:

Design and replacement of tube settlers and related appurtenances. As part of the project, the tube settlers for three basins will be replaced-in-kind and will also include the replacement of associated valves and piping, and making concrete crack repairs in the basins.

	Fiscal Year 2019								
	Prior Year	Budgeted	Estimated Actuals	FY 2020 Adopted	FY 2021 Estimate	FY 2022 Estimate	FY 2023 Estimate	FY 2024 Estimate	Total 2020 - 2024
Project # c701708	Account # 711-70-91-7152-57302								
Project Cost Estimate:	161,700	2,013,500	2,013,500	-	-	-	-	-	-
Net Project Cost Estimates:	161,700	2,013,500	2,013,500	-	-	-	-	-	-

Graham Hill WTP Upgrades

Project Description:

Process improvements to the Graham Hill Water Treatment Plant (GHWTP) are necessary to meet regulatory requirements, improve operations and increase overall system reliability. This project currently includes condition assessments, alternatives analyses, preliminary designs and preparation of a Facilities Improvement Project report. Final design and construction services are future phases included in this project.

	Fiscal Year 2019								
	Prior Year	Budgeted	Estimated Actuals	FY 2020 Adopted	FY 2021 Estimate	FY 2022 Estimate	FY 2023 Estimate	FY 2024 Estimate	Total 2020 - 2024
Project # c700025	Account # 711-70-91-7152-57302								
Project Cost Estimate:	840,077	1,594,449	1,594,449	-	4,708,000	2,201,000	5,560,000	43,313,000	55,782,000
Net Project Cost Estimates:	840,077	1,594,449	1,594,449	-	4,708,000	2,201,000	5,560,000	43,313,000	55,782,000

City of Santa Cruz
 Adopted Capital Investment Program Budget (by department)
 Fiscal Years 2020 - 2024

Water (EXISTING)

**711- Water & Water System Development
 Enterprise Fund**

Loch Lomond Facilities Improvements

Project Description:

Complete facilities assessment and improvement program at Loch Lomond. A Use study was completed in FY 2013 which resulted in a number of planned projects to enhance the recreation area usability for its visitors. Several ADA and other recreational improvements are being pursued

	Fiscal Year 2019								
	Prior Year	Budgeted	Estimated Actuals	FY 2020 Adopted	FY 2021 Estimate	FY 2022 Estimate	FY 2023 Estimate	FY 2024 Estimate	Total 2020 - 2024
Project # c701301	Account # 711-70-91-7153-57302								
Project Cost Estimate:	73,626	211,374	211,374	-	-	-	-	-	-
Net Project Cost Estimates:	73,626	211,374	211,374	-	-	-	-	-	-

Main Replacements – Engr Transm

Project Description:

Similar to c700002 Main Replacements, this project specifically funds water transmission mains, or pipes 10" or larger. This project is funded by System Development Charges (100% SDC – Fund 715).

	Fiscal Year 2019								
	Prior Year	Budgeted	Estimated Actuals	FY 2020 Adopted	FY 2021 Estimate	FY 2022 Estimate	FY 2023 Estimate	FY 2024 Estimate	Total 2020 - 2024
Project # c700017	Account # 715-70-91-7151-57302								
Project Cost Estimate:	898,743	354,788	354,788	-	156,000	163,000	170,000	178,000	667,000
Net Project Cost Estimates:	898,743	354,788	354,788	-	156,000	163,000	170,000	178,000	667,000

City of Santa Cruz
 Adopted Capital Investment Program Budget (by department)
 Fiscal Years 2020 - 2024

Water (EXISTING)

**711- Water & Water System Development
 Enterprise Fund**

Main Replacements – Engr Transm - SDC

Project Description:

Similar to c700002, Main Replacements, this project specifically funds water transmission mains, or pipes 10” or larger.

	Fiscal Year 2019								
	Prior Year	Budgeted	Estimated Actuals	FY 2020 Adopted	FY 2021 Estimate	FY 2022 Estimate	FY 2023 Estimate	FY 2024 Estimate	Total 2020 - 2024
Project # c709833	Account # 711-70-91-7151-57302								
Project Cost Estimate:	3,923,971	1,311,466	1,311,466	-	-	-	-	-	-
Net Project Cost Estimates:	3,923,971	1,311,466	1,311,466	-	-	-	-	-	-

Main Replacements- Distribution Section

Project Description:

Recurring program to replace deteriorated or undersized water mains, as identified and prioritized by the Department and implemented by the Distribution Section. Projects are typically based on leak history, but also address water quality and fire flow issues.

	Fiscal Year 2019								
	Prior Year	Budgeted	Estimated Actuals	FY 2020 Adopted	FY 2021 Estimate	FY 2022 Estimate	FY 2023 Estimate	FY 2024 Estimate	Total 2020 - 2024
Project # c701507	Account # 711-70-97-7151-57302								
Project Cost Estimate:	774,437	425,563	425,563	-	261,000	272,000	284,000	296,000	1,113,000
Net Project Cost Estimates:	774,437	425,563	425,563	-	261,000	272,000	284,000	296,000	1,113,000

City of Santa Cruz
 Adopted Capital Investment Program Budget (by department)
 Fiscal Years 2020 - 2024

Water (EXISTING)

**711- Water & Water System Development
 Enterprise Fund**

Main Replacements- Engineering Section

Project Description:

Recurring program to replace distribution system water mains, identified and prioritized by the Department based on maintaining water system reliability, delivering adequate fire flows, improving circulation and water quality, and reducing maintenance costs. These projects are typically installed by contractors according to bid plans and specifications. Funds may also be budgeted in projects c709833 and c700017 and will be distributed between the 3 projects when that year's replacement project is identified.

	Fiscal Year 2019								
	Prior Year	Budgeted	Estimated Actuals	FY 2020 Adopted	FY 2021 Estimate	FY 2022 Estimate	FY 2023 Estimate	FY 2024 Estimate	Total 2020 - 2024
Project # c700002	Account # 711-70-91-7151-57302								
Project Cost Estimate:	5,650,142	2,517,985	2,517,985	-	-	-	-	-	-
Net Project Cost Estimates:	5,650,142	2,517,985	2,517,985	-	-	-	-	-	-

N Coast System Laguna Diversion Rehab

Project Description:

The City passively diverts water from Laguna Creek into pipelines that carry the water to the North Coast Pipeline. The North Coast System Rehab project (c. 2002) included the evaluation of the North Coast diversions to determine if they are sound and if modifications could be made to improve the efficiency and reduce the potential environmental impacts associated with City operations. This project will update the findings of the 2002 analysis, and design and construct needed improvements.

	Fiscal Year 2019								
	Prior Year	Budgeted	Estimated Actuals	FY 2020 Adopted	FY 2021 Estimate	FY 2022 Estimate	FY 2023 Estimate	FY 2024 Estimate	Total 2020 - 2024
Project # c701801	Account # 711-70-91-7153-57302								
Project Cost Estimate:	7,353	212,647	212,647	-	72,000	324,000	1,129,000	161,000	1,686,000
Net Project Cost Estimates:	7,353	212,647	212,647	-	72,000	324,000	1,129,000	161,000	1,686,000

City of Santa Cruz
 Adopted Capital Investment Program Budget (by department)
 Fiscal Years 2020 - 2024

Water (EXISTING)

711- Water & Water System Development
 Enterprise Fund

N Coast System Major Diversion Rehab

Project Description:

The City passively diverts water from Majors Creek into pipelines that carry the water to the North Coast Pipeline. The North Coast System Rehab project (c. 2002) included the evaluation of the North Coast diversions to determine if they are sound and if modifications could be made to improve the efficiency and reduce the potential environmental impacts associated with City operations. This project will update the findings of the 2002 analysis, and design and construct needed improvements.

	Fiscal Year 2019								
	Prior Year	Budgeted	Estimated Actuals	FY 2020 Adopted	FY 2021 Estimate	FY 2022 Estimate	FY 2023 Estimate	FY 2024 Estimate	Total 2020 - 2024
Project # c701802	Account # 711-70-91-7153-57302								
Project Cost Estimate:	7,353	162,647	162,647	-	-	-	-	82,000	82,000
Net Project Cost Estimates:	7,353	162,647	162,647	-	-	-	-	82,000	82,000

N Coast System Repair/Replace -Phase 4

Project Description:

The City diverts water from several north coast streams to the North Coast Pipeline. The North Coast System Rehab project (c. 2002) consists of six phases over a 15-20 year timeframe to evaluate, rehabilitate and/or replace portion's to ensure continued reliability. Project c709835 funded phases 1-3 which are complete; this project will fund the planning work needed to prioritize the remaining phases and complete the fourth phase.

	Fiscal Year 2019								
	Prior Year	Budgeted	Estimated Actuals	FY 2020 Adopted	FY 2021 Estimate	FY 2022 Estimate	FY 2023 Estimate	FY 2024 Estimate	Total 2020 - 2024
Project # c701908	Account # 711-70-91-7153-57302								
Project Cost Estimate:	-	-	-	-	522,000	-	-	-	522,000
Net Project Cost Estimates:	-	-	-	-	522,000	-	-	-	522,000

City of Santa Cruz
 Adopted Capital Investment Program Budget (by department)
 Fiscal Years 2020 - 2024

Water (EXISTING)

**711- Water & Water System Development
 Enterprise Fund**

N Coast System Repair/Replacement

Project Description:

Springs and streams along the coast north of the City limits supply approximately 25% of the City's raw water. Some of the facilities related to these water supplies are reaching the end of their useful life. This program consists of six phases over the next 15 to 20 years to evaluate, rehabilitate, and replace portions of the existing infrastructure to ensure continued reliability. Phases 1-3 are complete; future phases will be completed under separate project numbers. Refer to c701908.

	Fiscal Year 2019								
	Prior Year	Budgeted	Estimated Actuals	FY 2020 Adopted	FY 2021 Estimate	FY 2022 Estimate	FY 2023 Estimate	FY 2024 Estimate	Total 2020 - 2024
Project # c709835	Account # 711-70-91-7153-57302								
Project Cost Estimate:	13,876,208	164,050	164,050	-	-	-	-	-	-
Net Project Cost Estimates:	13,876,208	164,050	164,050	-	-	-	-	-	-

NCD I/O Replacement Project

Project Description:

The Newell Creek Dam was constructed in the 1960's. A pipeline runs through the base of the dam to deliver water to the reservoir from Felton Diversion and from the reservoir to the Graham Hill Water Treatment Plant. The pipeline is reaching the end of its design life and will be replaced along with all related infrastructure. This project is being implemented with oversight by the Division of Safety of Dams and, having demonstrated compliance with existing seismic regulations, is strictly addressing rehabilitation and replacement issues.

	Fiscal Year 2019								
	Prior Year	Budgeted	Estimated Actuals	FY 2020 Adopted	FY 2021 Estimate	FY 2022 Estimate	FY 2023 Estimate	FY 2024 Estimate	Total 2020 - 2024
Project # c701606	Account # 711-70-91-7153-57302								
Project Cost Estimate:	3,424,414	6,868,330	6,868,330	-	23,141,000	29,563,000	21,084,000	134,000	73,922,000
Net Project Cost Estimates:	3,424,414	6,868,330	6,868,330	-	23,141,000	29,563,000	21,084,000	134,000	73,922,000

City of Santa Cruz
 Adopted Capital Investment Program Budget (by department)
 Fiscal Years 2020 - 2024

Water (EXISTING)

**711- Water & Water System Development
 Enterprise Fund**

Newell Creek Access Rd Bridge

Project Description:

The footings of this bridge are eroding due to erosion from Newell Creek. This project is scheduled for completion summer 2019 and will reinforce the footings with rock buttressing.

	Prior Year	Fiscal Year 2019		FY 2020 Adopted	FY 2021 Estimate	FY 2022 Estimate	FY 2023 Estimate	FY 2024 Estimate	Total 2020 - 2024
		Budgeted	Estimated Actuals						
Project # c701904									
									Account # 711-70-91-7151-57302
Project Cost Estimate:	-	150,000	150,000	-	-	-	-	-	-
Net Project Cost Estimates:	-	150,000	150,000	-	-	-	-	-	-

Newell Creek Pipeline Rehab/Replacement

Project Description:

This pipeline was constructed in the 1960s and extends from the toe of the Newell Creek Dam to Graham Hill Water Treatment Plant. This project will conduct a condition assessment and program level environmental review followed by rehab and/or replacement of all or parts of the pipeline. This project is intended to ensure continued reliability of this critical water supply transmission main. The project also includes adding the pipeline to the City's hydraulic water model and a hazard mitigation analysis.

	Prior Year	Fiscal Year 2019		FY 2020 Adopted	FY 2021 Estimate	FY 2022 Estimate	FY 2023 Estimate	FY 2024 Estimate	Total 2020 - 2024
		Budgeted	Estimated Actuals						
Project # c701701									
									Account # 711-70-91-7153-57302
Project Cost Estimate:	9,500	2,013,100	2,013,100	-	-	-	-	-	-
Net Project Cost Estimates:	9,500	2,013,100	2,013,100	-	-	-	-	-	-

City of Santa Cruz
 Adopted Capital Investment Program Budget (by department)
 Fiscal Years 2020 - 2024

Water (EXISTING)

**711- Water & Water System Development
 Enterprise Fund**

Pressure Regulating Stations

Project Description:

Evaluation and replacement of aging pressure regulating stations (PRS). A PRS maintains (sustains or reduces) downstream pressure in order to deliver sufficient water pressure. The water distribution system contains 15 PRS and they vary in age, with the oldest being 66 years. This project will continue rehabilitation or replacement through FY2021.

	Fiscal Year 2019								
	Prior Year	Budgeted	Estimated Actuals	FY 2020 Adopted	FY 2021 Estimate	FY 2022 Estimate	FY 2023 Estimate	FY 2024 Estimate	Total 2020 - 2024
Project # c701703	Account # 711-70-91-7151-57302								
Project Cost Estimate:	117,338	212,662	212,662	-	-	-	-	-	-
Net Project Cost Estimates:	117,338	212,662	212,662	-	-	-	-	-	-

Programmable Logic Controllers (PLC) Upg

Project Description:

Will enable better integration of future CIP projects at the Graham Hill Water Treatment Plant with the PLC system.

	Fiscal Year 2019								
	Prior Year	Budgeted	Estimated Actuals	FY 2020 Adopted	FY 2021 Estimate	FY 2022 Estimate	FY 2023 Estimate	FY 2024 Estimate	Total 2020 - 2024
Project # c701905	Account # 711-70-95-7152-57302								
Project Cost Estimate:	-	160,000	160,000	-	-	-	-	-	-
Net Project Cost Estimates:	-	160,000	160,000	-	-	-	-	-	-

City of Santa Cruz
 Adopted Capital Investment Program Budget (by department)
 Fiscal Years 2020 - 2024

Water (EXISTING)

**715- Water & Water System Development
 Enterprise Fund**

Recycled Water

Project Description:

Evaluate the feasibility of using treated wastewater for beneficial uses as per the recommendations of the Water Supply Advisory Committee. The Recycled Water Facilities Planning Study provided a higher level assessment of the potential uses of treated wastewater from the City's Wastewater Treatment Facility. An additional study will provide more detail about a shortlist of feasible projects, and their ability to meet supply shortages.

	Fiscal Year 2019								
	Prior Year	Budgeted	Estimated Actuals	FY 2020 Adopted	FY 2021 Estimate	FY 2022 Estimate	FY 2023 Estimate	FY 2024 Estimate	Total 2020 - 2024
Project # c701612	Account # 715-70-91-7153-57302								
Project Cost Estimate:	166,319	39,873	39,873	-	-	-	-	-	-
Net Project Cost Estimates:	166,319	39,873	39,873	-	-	-	-	-	-

Recycled Water Feasibility Study

Project Description:

Evaluate the feasibility of using treated wastewater for beneficial uses as per the recommendations of the Water Supply Advisory Committee. The Recycled Water Facilities Planning Study provided a higher level assessment of the potential uses of treated wastewater from the City's Wastewater Treatment Facility. An additional study will provide more detail about a shortlist of feasible projects, and their ability to meet supply shortages.

	Fiscal Year 2019								
	Prior Year	Budgeted	Estimated Actuals	FY 2020 Adopted	FY 2021 Estimate	FY 2022 Estimate	FY 2023 Estimate	FY 2024 Estimate	Total 2020 - 2024
Project # c701611	Account # 711-70-91-7153-57302								
Project Cost Estimate:	372,214	100,286	100,286	-	-	-	-	-	-
Net Project Cost Estimates:	372,214	100,286	100,286	-	-	-	-	-	-

City of Santa Cruz
 Adopted Capital Investment Program Budget (by department)
 Fiscal Years 2020 - 2024

Water (EXISTING)

**711- Water & Water System Development
 Enterprise Fund**

River Bank Filtration Study

Project Description:

This project assesses the feasibility of locating new riverbank filtration wells along the San Lorenzo River near two different existing surface water diversions: Tait Street and Felton. If found feasible, locations and design parameters for installation of vertical or horizontal wells would be recommended. Construction would be scheduled and budgeted in future years.

	Fiscal Year 2019								
	Prior Year	Budgeted	Estimated Actuals	FY 2020 Adopted	FY 2021 Estimate	FY 2022 Estimate	FY 2023 Estimate	FY 2024 Estimate	Total 2020 - 2024
Project # c701806	Account # 711-70-91-7153-57302								
Project Cost Estimate:	59,244	1,490,756	1,490,756	-	375,000	-	-	-	375,000
Net Project Cost Estimates:	59,244	1,490,756	1,490,756	-	375,000	-	-	-	375,000

Security Camera & Building Access Upgrades

Project Description:

Continuation of the evaluation and implementation of security camera and building access upgrades at various water department facilities.

	Fiscal Year 2019								
	Prior Year	Budgeted	Estimated Actuals	FY 2020 Adopted	FY 2021 Estimate	FY 2022 Estimate	FY 2023 Estimate	FY 2024 Estimate	Total 2020 - 2024
Project # c701704	Account # 711-70-91-7151-57302								
Project Cost Estimate:	139,227	105,773	105,773	-	-	-	-	-	-
Net Project Cost Estimates:	139,227	105,773	105,773	-	-	-	-	-	-

City of Santa Cruz
 Adopted Capital Investment Program Budget (by department)
 Fiscal Years 2020 - 2024

Water (EXISTING)

711- Water & Water System Development
 Enterprise Fund

Source Water Data Project

Project Description:

Evaluate source water quality, operational and infrastructure alternatives to maximize use of surface water. Source water testing began in October 2016 and will continue through 2018. This project was prompted in part by the recommendations of the Water Supply Advisory Committee, accepted by Council in Nov 2015, to evaluate use of additional winter flows in the San Lorenzo River for various purposes to solve the regional water supply issues. This project also includes the development of Standard Operating Procedures, data organization, and laboratory training as well as development of a database and accompanying guidance document to unify past, present, and future water sampling and testing efforts across water program projects.

	Fiscal Year 2019								
	Prior Year	Budgeted	Estimated Actuals	FY 2020 Adopted	FY 2021 Estimate	FY 2022 Estimate	FY 2023 Estimate	FY 2024 Estimate	Total 2020 - 2024
Project # c701608	Account # 711-70-91-7153-57302								
Project Cost Estimate:	328,825	671,175	671,175	-	-	-	-	-	-
Net Project Cost Estimates:	328,825	671,175	671,175	-	-	-	-	-	-

Spillway Bridge Replacement

Project Description:

Replace the bridge that spans the Newell Creek Dam spillway. The existing spillway bridge was not constructed to support heavy vehicle traffic like construction equipment, operations equipment, and fire trucks.

	Fiscal Year 2019								
	Prior Year	Budgeted	Estimated Actuals	FY 2020 Adopted	FY 2021 Estimate	FY 2022 Estimate	FY 2023 Estimate	FY 2024 Estimate	Total 2020 - 2024
Project # c701807	Account # 711-70-91-7154-57302								
Project Cost Estimate:	2,600	1,015,450	1,015,450	-	-	-	-	-	-
Net Project Cost Estimates:	2,600	1,015,450	1,015,450	-	-	-	-	-	-

City of Santa Cruz
 Adopted Capital Investment Program Budget (by department)
 Fiscal Years 2020 - 2024

Water (EXISTING)

711- Water & Water System Development
 Enterprise Fund

Spoils and Stockpile Handling Facilities Impro

Project Description:

Completion of the project that includes covering material storage for materials (sand, base rock, cold mix and spoils) at the City's Corporation yard. Improvements will allow for better handling of wet spoils generated by the vactor truck, as well as prevent sediment laden runoff from entering the storm water drainage system.

	Fiscal Year 2019								
	Prior Year	Budgeted	Estimated Actuals	FY 2020 Adopted	FY 2021 Estimate	FY 2022 Estimate	FY 2023 Estimate	FY 2024 Estimate	Total 2020 - 2024
Project # c701508	Account # 711-70-91-7151-57302								
Project Cost Estimate:	227,871	122,129	122,129	-	-	-	-	-	-
Net Project Cost Estimates:	227,871	122,129	122,129	-	-	-	-	-	-

Union/Locust Building Remodel

Project Description:

Remodel of Union/Locust Building to reduce Library footprint and expand Water space.

	Fiscal Year 2019								
	Prior Year	Budgeted	Estimated Actuals	FY 2020 Adopted	FY 2021 Estimate	FY 2022 Estimate	FY 2023 Estimate	FY 2024 Estimate	Total 2020 - 2024
Project # c701805	Account # 711-70-91-7159-57203								
Project Cost Estimate:	35,195	869,805	869,805	-	-	-	-	-	-
Net Project Cost Estimates:	35,195	869,805	869,805	-	-	-	-	-	-

City of Santa Cruz
 Adopted Capital Investment Program Budget (by department)
 Fiscal Years 2020 - 2024

Water (EXISTING)

711- Water & Water System Development
 Enterprise Fund

University Tank No. 4 Rehab/Replace

Project Description:

Perform engineering analysis and condition assessment of the aging University 4 tank and associated piping to ensure reliable service. Project includes an alternatives analysis to consider installing a larger high-pressure pipeline to bypass the U4 tank and pump directly from the U4 pump station to the U5 tank. Project will include condition assessment, design, acquisition of construction easements from UC Santa Cruz, permitting, and construction.

	Fiscal Year 2019								
	Prior Year	Budgeted	Estimated Actuals	FY 2020 Adopted	FY 2021 Estimate	FY 2022 Estimate	FY 2023 Estimate	FY 2024 Estimate	Total 2020 - 2024
Project # c701505	Account # 711-70-91-7153-57302								
Project Cost Estimate:	-	220,000	220,000	-	-	-	-	-	-
Net Project Cost Estimates:	-	220,000	220,000	-	-	-	-	-	-

University Tank No. 5 Replacement

Project Description:

Complete engineering analysis and replacement of the aging University 5 tank to ensure continued reliable service.

	Fiscal Year 2019								
	Prior Year	Budgeted	Estimated Actuals	FY 2020 Adopted	FY 2021 Estimate	FY 2022 Estimate	FY 2023 Estimate	FY 2024 Estimate	Total 2020 - 2024
Project # c701506	Account # 711-70-91-7153-57302								
Project Cost Estimate:	377,468	4,050,532	4,050,532	-	-	-	-	-	-
Net Project Cost Estimates:	377,468	4,050,532	4,050,532	-	-	-	-	-	-

City of Santa Cruz
 Adopted Capital Investment Program Budget (by department)
 Fiscal Years 2020 - 2024

Water (EXISTING)

715- Water & Water System Development
 Enterprise Fund

Water Main Replacements -Customer Initiated

Project Description:

Recurring program similar to the other Main Replacement Projects; however, these projects are initiated on an as-needed basis to accommodate customer-requested service connections to non-existent or inadequate mains. Funds, to the extent of the appropriation, are disbursed to customers on a first-come, first-served basis.

	Fiscal Year 2019								
	Prior Year	Budgeted	Estimated Actuals	FY 2020 Adopted	FY 2021 Estimate	FY 2022 Estimate	FY 2023 Estimate	FY 2024 Estimate	Total 2020 - 2024
Project # c700004	Account # 715-70-91-7151-57302								
Project Cost Estimate:	301,259	50,000	50,000	-	-	-	-	-	-
Net Project Cost Estimates:	301,259	50,000	50,000	-	-	-	-	-	-

Water Main Replacements -Outside Agency

Project Description:

Water main, service line, valve, or water meter relocation necessitated by County or other Agency road improvement, storm drain improvement projects, and/or other projects that conflict with existing water infrastructure.

	Fiscal Year 2019								
	Prior Year	Budgeted	Estimated Actuals	FY 2020 Adopted	FY 2021 Estimate	FY 2022 Estimate	FY 2023 Estimate	FY 2024 Estimate	Total 2020 - 2024
Project # c700003	Account # 711-70-91-7151-57302								
Project Cost Estimate:	1,254,334	602,458	602,458	-	-	-	-	-	-
Net Project Cost Estimates:	1,254,334	602,458	602,458	-	-	-	-	-	-

City of Santa Cruz
 Adopted Capital Investment Program Budget (by department)
 Fiscal Years 2020 - 2024

Water (EXISTING)

**711- Water & Water System Development
 Enterprise Fund**

Water Program Administration

Project Description:

The City has contracted with HDR Inc, for 5 years to provide Program Management Services. As Program Manager, HDR supplements City staff and brings the additional technical and managerial resources required to implement an expanded Capital Investment Program. Funding for this project will also function as a contingency reserve to cover unplanned but predictable cost increases in any separate project under the Capital Investment Program.

	Fiscal Year 2019								
	Prior Year	Budgeted	Estimated Actuals	FY 2020 Adopted	FY 2021 Estimate	FY 2022 Estimate	FY 2023 Estimate	FY 2024 Estimate	Total 2020 - 2024
Project # c701901	Account # 711-70-91-7159-57302								
Project Cost Estimate:	-	-	2,204,182	-	3,577,000	3,711,000	2,515,000	3,560,000	13,363,000
Net Project Cost Estimates:	-	-	2,204,182	-	3,577,000	3,711,000	2,515,000	3,560,000	13,363,000

Water Supply Augmentation

Project Description:

This CIP replaces projects c701402 & c701403 to capture various studies and analyses to further the WSAC recommendations. The work conducted in other CIP projects relate to this one; e.g., ASR/In-Lieu, Recycled Water, desalination.

	Fiscal Year 2019								
	Prior Year	Budgeted	Estimated Actuals	FY 2020 Adopted	FY 2021 Estimate	FY 2022 Estimate	FY 2023 Estimate	FY 2024 Estimate	Total 2020 - 2024
Project # c701705	Account # 711-70-91-7153-57302								
Project Cost Estimate:	128,978	3,879,374	3,879,374	-	469,000	435,000	454,000	473,000	1,831,000
Net Project Cost Estimates:	128,978	3,879,374	3,879,374	-	469,000	435,000	454,000	473,000	1,831,000

City of Santa Cruz
 Adopted Capital Investment Program Budget (by department)
 Fiscal Years 2020 - 2024

Water (EXISTING)

**711- Water & Water System Development
 Enterprise Fund**

Water Treatment Plant Filter Rehabilitation and Upgrades

Project Description:

This project rehabilitated and improved the filter performance at the Graham Hill WTP. The Notice of Completion has been recorded and post-construction activities are wrapping-up.

	Fiscal Year 2019			FY 2020 Adopted	FY 2021 Estimate	FY 2022 Estimate	FY 2023 Estimate	FY 2024 Estimate	Total 2020 - 2024
	Prior Year	Budgeted	Estimated Actuals						
Project # c701303	Account # 711-70-91-7152-57302								
Project Cost Estimate:	5,815,666	221,634	221,634	-	-	-	-	-	-
Net Project Cost Estimates:	5,815,666	221,634	221,634	-	-	-	-	-	-

City of Santa Cruz
 Adopted Capital Investment Program Budget (by department)
 Fiscal Years 2020 - 2024

Existing Capital Projects for Water & Water System Development Enterprise Fund (711 & 715) Totals

	Fiscal Year 2019								Total 2020 - 2024
	Prior Year Totals	Budget	Estimated Actuals	FY 2020 Adopted	FY 2021 Estimate	FY 2022 Estimate	FY 2023 Estimate	FY 2024 Estimate	
Total Project Cost Estimate:	66,720,689	42,932,334	45,136,516	2,500,000	56,570,000	58,699,000	40,107,000	56,427,000	214,303,000
Total Project Funding Estimate:	-	-	-	-	-	-	-	-	-
Total Net Project Cost Estimate:	66,720,689	42,932,334	45,136,516	2,500,000	56,570,000	58,699,000	40,107,000	56,427,000	214,303,000

Water Totals for Water & Water System Development Enterprise Fund (711 & 715)

	Fiscal Year 2019								Total 2019 - 2021
	Prior Year Totals	Budget	Estimated Actuals	FY 2020 Adopted	FY 2021 Estimate	FY 2022 Estimate	FY 2023 Estimate	FY 2024 Estimate	
Total Project Cost Estimate:	66,720,689	42,932,334	45,136,516	2,500,000	56,570,000	58,699,000	40,107,000	56,427,000	214,303,000
Total Project Funding Estimate:	-	-	-	-	-	-	-	-	-
Total Net Project Cost Estimate:	66,720,689	42,932,334	45,136,516	2,500,000	56,570,000	58,699,000	40,107,000	56,427,000	214,303,000

Water Totals

	Fiscal Year 2019								Total 2019 - 2021
	Prior Year Totals	Budget	Estimated Actuals	FY 2020 Adopted	FY 2021 Estimate	FY 2022 Estimate	FY 2023 Estimate	FY 2024 Estimate	
Total Project Cost Estimate:	66,720,689	42,932,334	45,136,516	2,500,000	56,570,000	58,699,000	40,107,000	56,427,000	214,303,000
Total Net Project Cost Estimate:	66,720,689	42,932,334	45,136,516	2,500,000	56,570,000	58,699,000	40,107,000	56,427,000	214,303,000

Citywide CIP



City of Santa Cruz
 Adopted Capital Investment Program Budget (by department)
 Fiscal Years 2020 - 2024

Citywide (EXISTING)

311- General Capital Improvement Fund

Arena Capital Improvements

Project Description:

Originally built as a temporary structure to be used by D league basketball Santa Cruz Warriors. Additional improvements needed to be used as facility for other local sports events.

	Fiscal Year 2019								
	Prior Year	Budgeted	Estimated Actuals	FY 2020 Adopted	FY 2021 Estimate	FY 2022 Estimate	FY 2023 Estimate	FY 2024 Estimate	Total 2020 - 2024
Project # c601402	Account # 311-10-00-9990-57290								
Project Cost Estimate:	108,676	66,324	66,324	-	-	-	-	-	-
Net Project Cost Estimates:	108,676	66,324	66,324	-	-	-	-	-	-

CEC Grant - Building Energy Efficiency Advance

Project Description:

The project will be to set up the installation of energy efficiency controls at City Hall Annex and PD facilities.

	Fiscal Year 2019								
	Prior Year	Budgeted	Estimated Actuals	FY 2020 Adopted	FY 2021 Estimate	FY 2022 Estimate	FY 2023 Estimate	FY 2024 Estimate	Total 2020 - 2024
Project # c401814	Account # 311-40-00-9410-57290								
Project Cost Estimate:	14,150	521,958	521,958	-	-	-	-	-	-
Project Funding Estimates:									
Federal Capital Grants - CEC	-	426,672	426,672	-	-	-	-	-	-
Net Project Cost Estimates:	14,150	80,286	80,286	-	-	-	-	-	-

City of Santa Cruz
 Adopted Capital Investment Program Budget (by department)
 Fiscal Years 2020 - 2024

Citywide (EXISTING)

311- General Capital Improvement Fund

City Hall Parking Lot Repairs

Project Description:

The parking lots in the City Hall complex (Annex, Parks, Civic, Locust) have received very limited maintenance in the last 30 years and are in need of drainage improvements and pavement or concrete rehabilitation. The multi-year program is a phased approach to addressing this deferred maintenance. Storm water quality improvements will be incorporated where feasible. The Annex parking lot was completed concurrently with the solar carport project and included storm water quality improvements funded by Measure E.

	Fiscal Year 2019								Total 2020 - 2024
	Prior Year	Budgeted	Estimated Actuals	FY 2020 Adopted	FY 2021 Estimate	FY 2022 Estimate	FY 2023 Estimate	FY 2024 Estimate	
Project # c601301	Account # 311-40-00-9410-57290								
Project Cost Estimate:	120,123	60,000	60,000	-	300,000	-	-	-	300,000
Net Project Cost Estimates:	120,123	60,000	60,000	-	300,000	-	-	-	300,000

City of Santa Cruz
 Adopted Capital Investment Program Budget (by department)
 Fiscal Years 2020 - 2024

Citywide (EXISTING)

311- General Capital Improvement Fund

Corp Yard Solar Replacement

Project Description:

The Corporation Yard Main Building has a solar photovoltaic systems which was removed to reroof the building and to perform structural upgrades. This funding replaces the solar panels with more efficient panels. The replaced panels cannot be reused and are being donated to the UCSC & Cabrillo Technology Programs. A study was completed which recommended that an additional 55kw could be added to the roof to compliment this system, which is a separate project. The payback is 5 years. The project will be implemented following the seismic retrofit of the building, as a new roof is being/installed.

	Fiscal Year 2019			FY 2020 Adopted	FY 2021 Estimate	FY 2022 Estimate	FY 2023 Estimate	FY 2024 Estimate	Total 2020 - 2024
	Prior Year	Budgeted	Estimated Actuals						
Project # c601501	Account # 311-40-00-9410-57290								
Project Cost Estimate:	18,377	237,624	237,624	-	-	-	-	-	-
Project Funding Estimates:									
Water Fund	17,625	63,190	63,190	-	-	-	-	-	-
Parking Fund	470	4,066	4,066	-	-	-	-	-	-
Equipment Fund	282	43,875	43,875	-	-	-	-	-	-
Refuse Fund	-	91,645	91,645	-	-	-	-	-	-
Net Project Cost Estimates:	-	34,848	34,848	-	-	-	-	-	-

City of Santa Cruz
 Adopted Capital Investment Program Budget (by department)
 Fiscal Years 2020 - 2024

Citywide (EXISTING)

311- General Capital Improvement Fund

Corp Yard Stormwater Pollution Prevention Plan and Implementation

Project Description:

Development of a required Stormwater Pollution Prevention Plan (SWPPP) for the Corporation Yard which will identify storm water quality Best Management Practices (BMP's) and provide funding for implementation. Structural BMP's may include a oil/water separator or other treatment system to capture oil and silt from the vehicle storage areas. Non-structural BMP's will include additional sweeping, monitoring and inspections. (Priority level 1 - This project would require an additional \$34,500 from the General Fund.)

	Fiscal Year 2019								Total 2020 - 2024
	Prior Year	Budgeted	Estimated Actuals	FY 2020 Adopted	FY 2021 Estimate	FY 2022 Estimate	FY 2023 Estimate	FY 2024 Estimate	
Project # c601701	Account # 311-40-00-9410-57311								
Project Cost Estimate:	60,964	64,036	64,036	115,500	-	-	-	-	115,500
Project Funding Estimates:									
Water Fund	12,528	6,872	6,872	36,000	-	-	-	-	36,000
Refuse Fund	38,438	21,087	21,087	58,500	-	-	-	-	58,500
Equipment Fund	8,320	922	922	12,000	-	-	-	-	12,000
Parking Fund	1,678	-	-	9,000	-	-	-	-	9,000
From General Fund	-	-	-	-	-	-	-	-	-
Net Project Cost Estimates:	-	35,155	35,155	-	-	-	-	-	-

City of Santa Cruz
 Adopted Capital Investment Program Budget (by department)
 Fiscal Years 2020 - 2024

Citywide (EXISTING)

311- General Capital Improvement Fund

Corporation Yard Main Bldg Seismic

Project Description:

The Corporation Yard Main Building was constructed in 1966 and has been modified over the years. It currently houses Fleet, Water Operations, Public Works Operations, Building Maintenance, Street Maintenance, Traffic Maintenance and Parking Maintenance, and is an important emergency operations deployment center. The need to upgrade the buildings life-safety performance during a seismic event was identified in the Corporation Yard Master Plan. The seismic stability and retrofit strategies study for the building was done in FY12; the design initiated in FY 14 and construction started in FY17 and will be completed in FY19. Costs have increased due to additional structural and ADA requirements.

	Fiscal Year 2019								Total 2020 - 2024
	Prior Year	Budgeted	Estimated Actuals	FY 2020 Adopted	FY 2021 Estimate	FY 2022 Estimate	FY 2023 Estimate	FY 2024 Estimate	
Project # c601101	Account # 311-40-00-9410-57290								
Project Cost Estimate:	2,635,587	198,637	198,637	-	-	-	-	-	-
Project Funding Estimates:									
Parking Fund	163,439	-	-	-	-	-	-	-	-
Water Fund	467,424	-	-	-	-	-	-	-	-
Equipment Fund	93,290	-	-	-	-	-	-	-	-
Refuse Fund	2,604	-	-	-	-	-	-	-	-
Workers Comp Fund	1,336,053	-	-	-	-	-	-	-	-
From General Fund	95,565	-	-	-	-	-	-	-	-
Loan proceeds	42,224	-	-	-	-	-	-	-	-
Net Project Cost Estimates:	434,988	198,637	198,637	-	-	-	-	-	-

City of Santa Cruz
 Adopted Capital Investment Program Budget (by department)
 Fiscal Years 2020 - 2024

Citywide (EXISTING)

311- General Capital Improvement Fund

Neighborhood Grant Program - Pilot

Project Description:

Pilot Program - Opportunities for communities to volunteer and to initiate local projects which support safe and well-maintained neighborhoods and public spaces.

	Fiscal Year 2019								
	Prior Year	Budgeted	Estimated Actuals	FY 2020 Adopted	FY 2021 Estimate	FY 2022 Estimate	FY 2023 Estimate	FY 2024 Estimate	Total 2020 - 2024
Project # c601401	Account # 311-10-00-9810-57390								
Project Cost Estimate:	5,287	19,713	19,713	-	-	-	-	-	-
Net Project Cost Estimates:	5,287	19,713	19,713	-	-	-	-	-	-

Permitting Application

Project Description:

Implementation of a city-wide permitting system which will replace the legacy application on the HP3000.

	Fiscal Year 2019								
	Prior Year	Budgeted	Estimated Actuals	FY 2020 Adopted	FY 2021 Estimate	FY 2022 Estimate	FY 2023 Estimate	FY 2024 Estimate	Total 2020 - 2024
Project # c600802	Account # 311-15-00-9910-57901								
Project Cost Estimate:	561,263	53,737	53,737	-	-	-	-	-	-
Net Project Cost Estimates:	561,263	53,737	53,737	-	-	-	-	-	-

City of Santa Cruz
 Adopted Capital Investment Program Budget (by department)
 Fiscal Years 2020 - 2024

Citywide (EXISTING)

311- General Capital Improvement Fund

Police Headquarters Piping Repair

Project Description:

To replace corroded pipe leading to pump & component failure; includes replacing fire sprinkler pipe. (Priority level 1 - If funded in FY2020, this project would require \$275,000 from the General Fund.)

	Fiscal Year 2019								Total 2020 - 2024
	Prior Year	Budgeted	Estimated Actuals	FY 2020 Adopted	FY 2021 Estimate	FY 2022 Estimate	FY 2023 Estimate	FY 2024 Estimate	
Project # c401911	Account # 311-40-00-9410-57290								
Project Cost Estimate:	-	-	-	-	-	-	-	-	-
Project Funding Estimates:									
From General Fund	-	-	-	1	-	-	-	-	-
Net Project Cost Estimates:	-	-	-	-	-	-	-	-	-

City of Santa Cruz
 Adopted Capital Investment Program Budget (by department)
 Fiscal Years 2020 - 2024

Citywide (EXISTING)

311- General Capital Improvement Fund

Public Facilities - Maintenance

Project Description:

Provides funding for remodeling and/or repairs to various public buildings and will be prioritized based on a facilities conditions assessment (c601302) that has been completed and approved by City Council. The CEC loan which funds approximately \$2.0 million in energy saving projects allocated to many city-wide projects is complete. The current list of projects include ADA improvements at City Hall and reroofing several buildings (Civic, Delaveaga, Fire Stations and Fire Admin). (Priority level 2 - If funded in FY2020, this project would require \$495,000 from the General Fund.)

	Fiscal Year 2019								
	Prior Year	Budgeted	Estimated Actuals	FY 2020 Adopted	FY 2021 Estimate	FY 2022 Estimate	FY 2023 Estimate	FY 2024 Estimate	Total 2020 - 2024
Project # m609195	Account # 311-40-00-9410-57290								
Project Cost Estimate:	500,973	395,359	395,359	-	235,000	180,000	120,000	100,000	635,000
Project Funding Estimates:									
Loan proceeds	55,871	86,066	300,947	-	-	-	-	-	-
From General Fund	-	-	-	2	-	-	-	-	-
Net Project Cost Estimates:	445,102	309,293	94,412	-	235,000	180,000	120,000	100,000	635,000

City of Santa Cruz
 Adopted Capital Investment Program Budget (by department)
 Fiscal Years 2020 - 2024

Citywide (EXISTING)

311- General Capital Improvement Fund

Retrofit Exterior Lighting (City-Wide) - CEC

Project Description:

Preplace 15 wall packs and 22 can lights at parking garage, Police Department and other locations to LED systems. Energy savings of 12,739 kWh.

	Fiscal Year 2019								
	Prior Year	Budgeted	Estimated Actuals	FY 2020 Adopted	FY 2021 Estimate	FY 2022 Estimate	FY 2023 Estimate	FY 2024 Estimate	Total 2020 - 2024
Project # c601615	Account # 311-40-00-9320-57305								
Project Cost Estimate:	-	15,372	15,372	-	-	-	-	-	-
Project Funding Estimates:									
Loan proceeds	-	-	-	-	-	-	-	-	-
Net Project Cost Estimates:	-	15,372	15,372	-	-	-	-	-	-

City of Santa Cruz
 Adopted Capital Investment Program Budget (by department)
 Fiscal Years 2020 - 2024

Citywide (EXISTING)

311- General Capital Improvement Fund

San Lorenzo River Lagoon Management Program

Project Description:

Three to five year management program to address public and private infrastructure flooding that results from high waters on the San Lorenzo River during the summer months, while mitigating impacts to wildlife habitat.

	Fiscal Year 2019								Total 2020 - 2024
	Prior Year	Budgeted	Estimated Actuals	FY 2020 Adopted	FY 2021 Estimate	FY 2022 Estimate	FY 2023 Estimate	FY 2024 Estimate	
Project # c601403	Account # 311-40-00-9145-57106								
Project Cost Estimate:	527,417	2,889,833	2,889,833	175,000	-	20,000	-	-	195,000
Project Funding Estimates:									
State capital grants-STIP	-	-	-	-	-	-	-	-	-
State capital grants	71,355	175,496	175,496	14,000	-	-	-	-	14,000
From General Fund	45,000	-	-	-	-	-	-	-	-
Contributions - businesses	50,000	-	-	-	-	-	-	-	-
State capital grants - CDFW	-	2,500,000	2,500,000	-	-	-	-	-	-
Storm Water Fund	41,137	19,363	19,363	-	-	-	-	-	-
Storm Water Overlay Fund	31,006	14,594	14,594	161,000	-	-	-	-	161,000
Net Project Cost Estimates:	288,919	180,380	180,380	-	-	20,000	-	-	20,000

City of Santa Cruz
 Adopted Capital Investment Program Budget (by department)
 Fiscal Years 2020 - 2024

Citywide (EXISTING)

311- General Capital Improvement Fund

Space Utilization Plan for City Hall

Project Description:

Space Utilization Design for City Hall. FY18 includes funds for remodeling the Annex and relocating Current Planning, Code Enforcement and Building to Downstairs and Future Planning and Housing upstairs. Includes ADA improvements to Downstairs restroom and parking lot.

	Fiscal Year 2019			FY 2020 Adopted	FY 2021 Estimate	FY 2022 Estimate	FY 2023 Estimate	FY 2024 Estimate	Total 2020 - 2024
	Prior Year	Budgeted	Estimated Actuals						
Project # c101701	Account # 311-10-11-9410-57203								
Project Cost Estimate:	322,111	1,241,245	1,241,245	-	-	-	-	-	-
Project Funding Estimates:									
Loan proceeds	-	607,029	607,029	-	-	-	-	-	-
Federal Capital Grants - CEC	-	97,000	97,000	-	-	-	-	-	-
City Public Trust Fund	307,838	70,162	70,162	-	-	-	-	-	-
Net Project Cost Estimates:	14,273	467,054	467,054	-	-	-	-	-	-

City of Santa Cruz
 Adopted Capital Investment Program Budget (by department)
 Fiscal Years 2020 - 2024

Existing Capital Projects for General Capital Improvement Fund (311) Totals

	Fiscal Year 2019								Total 2020 - 2024
	Prior Year Totals	Budget	Estimated Actuals	FY 2020 Adopted	FY 2021 Estimate	FY 2022 Estimate	FY 2023 Estimate	FY 2024 Estimate	
Total Project Cost Estimate:	4,874,928	5,763,838	5,763,838	290,500	535,000	200,000	120,000	100,000	1,245,500
Total Project Funding Estimate:	2,882,147	4,243,039	4,457,920	290,500	-	-	-	-	290,500
Total Net Project Cost Estimate:	1,992,781	1,520,799	1,305,918	-	535,000	200,000	120,000	100,000	955,000

Citywide Projects Totals for General Capital Improvement Fund (311)

	Fiscal Year 2019								Total 2019 - 2021
	Prior Year Totals	Budget	Estimated Actuals	FY 2020 Adopted	FY 2021 Estimate	FY 2022 Estimate	FY 2023 Estimate	FY 2024 Estimate	
Total Project Cost Estimate:	4,874,928	5,763,838	5,763,838	290,500	535,000	200,000	120,000	100,000	1,245,500
Total Project Funding Estimate:	2,882,147	4,243,039	4,457,920	290,500	-	-	-	-	290,500
Total Net Project Cost Estimate:	1,992,781	1,520,799	1,305,918	-	535,000	200,000	120,000	100,000	955,000

Citywide Totals

	Fiscal Year 2019								Total 2019 - 2021
	Prior Year Totals	Budget	Estimated Actuals	FY 2020 Adopted	FY 2021 Estimate	FY 2022 Estimate	FY 2023 Estimate	FY 2024 Estimate	
Total Project Cost Estimate:	4,874,928	5,763,838	5,763,838	290,500	535,000	200,000	120,000	100,000	1,245,500
Total Project Funding Estimate:	2,882,147	4,243,039	4,457,920	290,500	-	-	-	-	290,500
Total Net Project Cost Estimate:	1,992,781	1,520,799	1,305,918	-	535,000	200,000	120,000	100,000	955,000