



SANTA CRUZ POLICE DEPARTMENT

155 Center Street, Santa Cruz, CA 95060



MEDIA RELEASE

January 15, 2020

Santa Cruz Police Crime Stats for 2019

SANTA CRUZ, CA – The Santa Cruz Police release the 2019 Uniform Crime Report (UCR) for the City of Santa Cruz. The end of year statistics reflects that overall crime has remained flat. The crime rate range is within expected average values based on FBI Part 1 reported offenses for the past five years.

The data shows there was a slight decrease in overall Part 1 crime. Sexual assault, arson and auto theft showed substantially lower reported incidents this year, while robbery showed an increase. All crime reporting results are within the acceptable range of standard deviation according to the UCR annual dashboard. Homicide is below the standard deviation range.

The Z-Score, or threshold analysis, measures the difference of a rolling five year average from current crime data. The further the number departs from zero indicates the amount the crime pattern has shifted in a positive or negative direction. When negative shifts occur, police managers examine why the deviation and adjust tactics to abate crime.

UCR data is collected nationwide to create uniform crime statistics. The Crime Rate Index* is a measurement based on an estimated 66,424 population in the City of Santa Cruz. The per capita crime rate ensures data consistency.

Santa Cruz Police Department 2019 Uniform Crime Report

	2018	2019	Percent Change
Homicide	2	0	N/A***
Rape	34	29	-15%
Robbery	66	89	35%
Aggravated Assault	289	272	-6%
Violent Crime Total	391	390	0%
Violent Crime Rate Per 1,000 Residents*	5.9	5.9	-1%
Burglary	336	348	4%
Larceny	2308	2363	2%
Auto Theft	261	221	-15%
Property Crime Total	2905	2932	1%
Property Crime Rate Per 1,000 Residents*	43.9	44.1	0%
Arson	53	34	-36%
Population Estimate**	66,170	66,454	

Santa Cruz Police Quarterly & Yearly Uniform Crime Report (UCR) statistics posted at www.santacruzpolice.com Info on *UCR Crime Index visit <https://www.ucrdatatool.gov/>

UCR Annual Dashboard - Overall Z-Scores

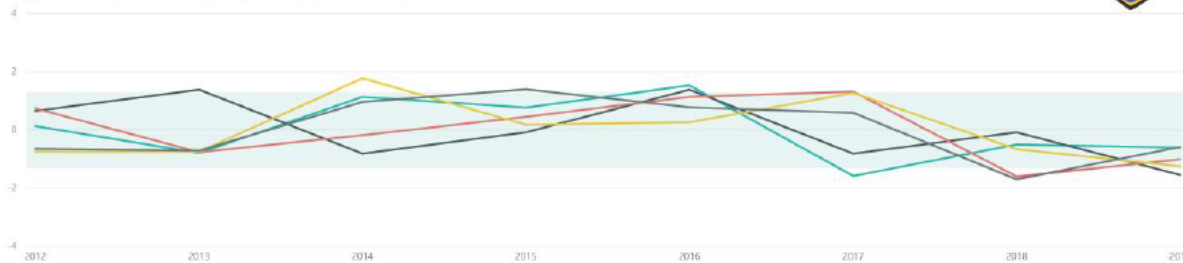


UCR Annual Overview - Overall Z-Scores



Violent Crimes Z-Scores

● Agg Assault Z-Score ● Homicide Z-Score ● Larceny Z-Score ● Rape Z-Score ● Robbery Z-Score



Property Crimes Z-Scores

● Arson Z-Score ● Auto Theft Z-Score ● Larceny Z-Score



Attached Santa Cruz Police 2019 Crime Stats & Annual UCR Dashboard Z-Scores

**Santa Cruz Police Department
Uniform Crime Reporting
Part 1 Crimes
2019 Report**

	2018	2019	Percent Change
Homicide	2	0	N/A***
Rape	34	29	-15%
Robbery	66	89	35%
Aggravated Assault	289	272	-6%
Violent Crime Total	391	390	0%
Violent Crime Rate Per 1,000 Residents*	5.9	5.9	-1%
Burglary	336	348	4%
Larceny	2308	2363	2%
Auto Theft	261	221	-15%
Property Crime Total	2905	2932	1%
Property Crime Rate Per 1,000 Residents*	43.9	44.1	0%
Arson	53	34	-36%
Population Estimate**	66,170	66,454	

***Crime Rate** - the number of crimes reported per 1,000 residents: this is calculated by dividing the number of reported crimes by the current population estimate, this is then multiplied by 1,000 to find the rate

**<http://www.dof.ca.gov>

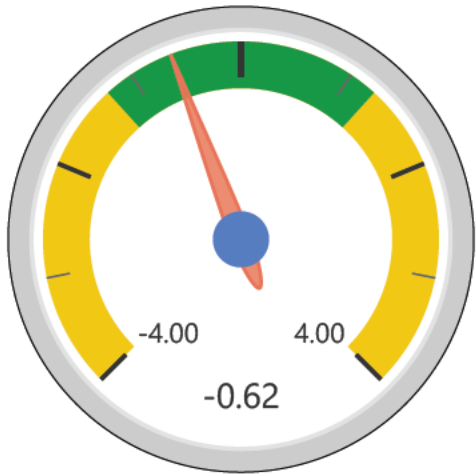
***A value of zero creates an infinite percent increase/decrease which cannot be quantified



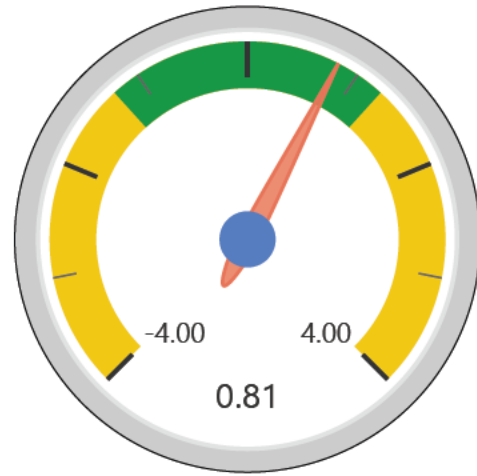
UCR Annual Dashboard - Overall Z-Scores



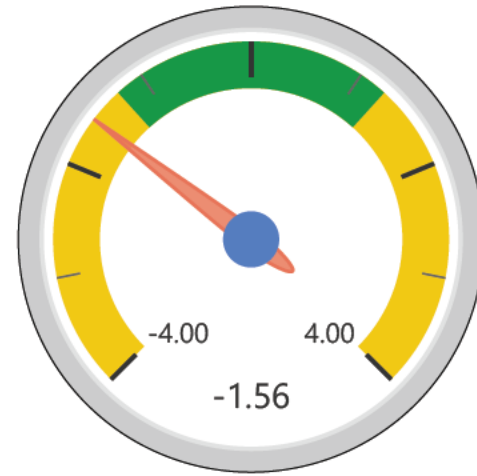
Agg Assault



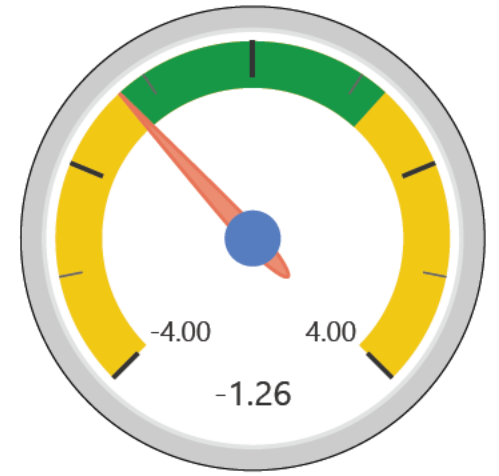
Arson



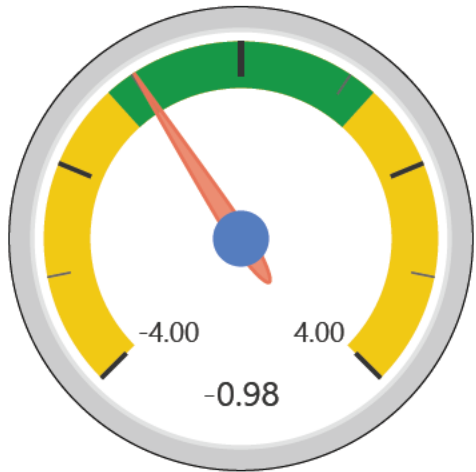
Homicide



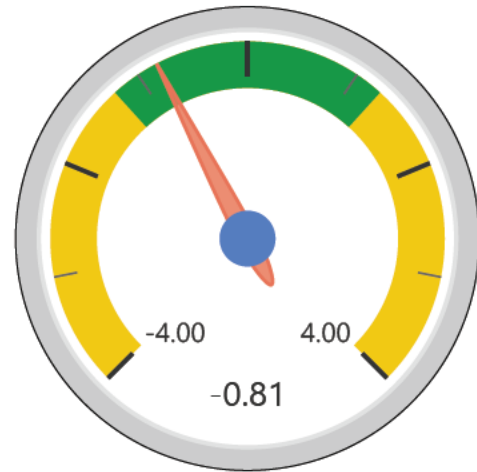
Rape



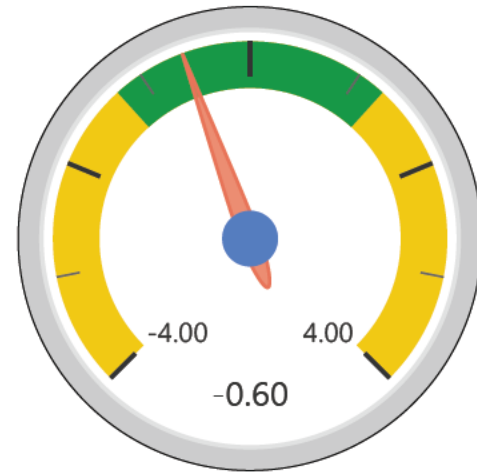
Auto Theft



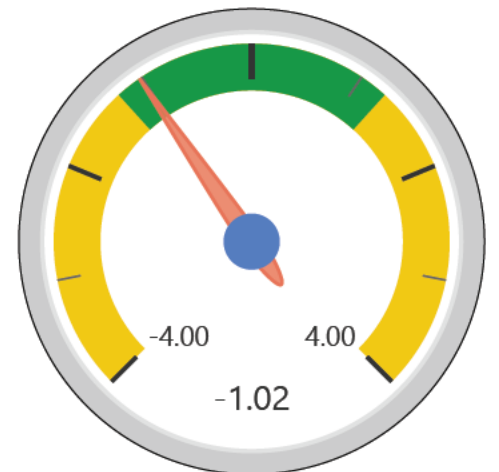
Burglary



Robbery



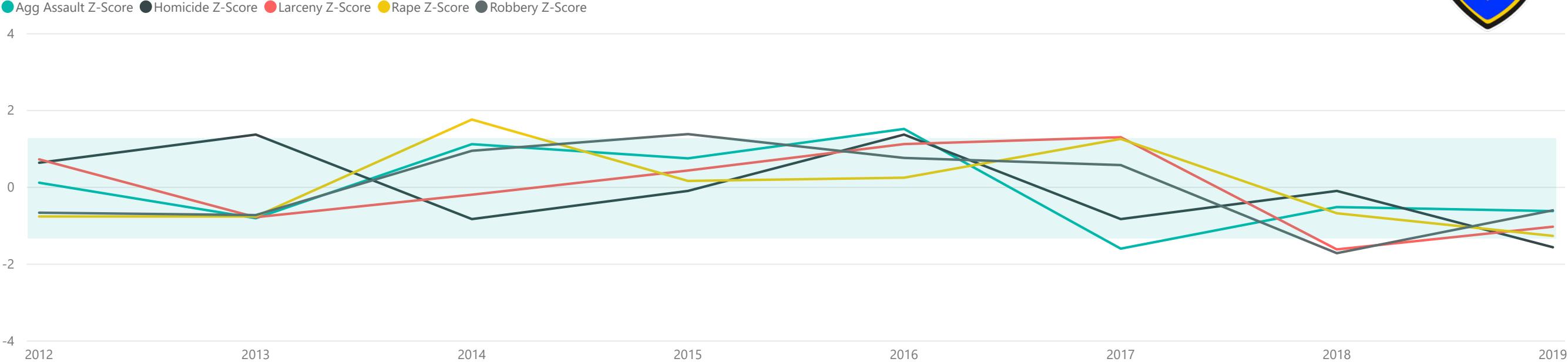
Larceny



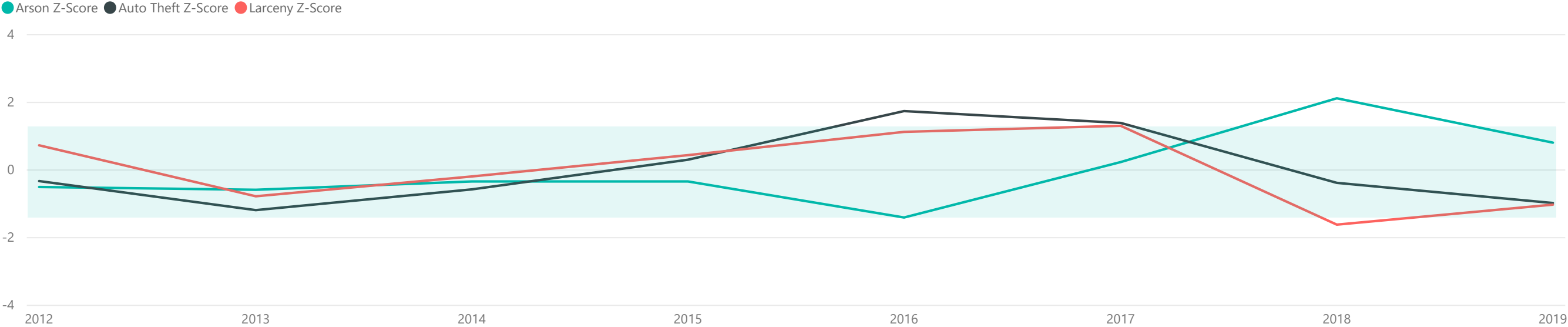
UCR Annual Overview - Overall Z-Scores



Violent Crimes Z Scores



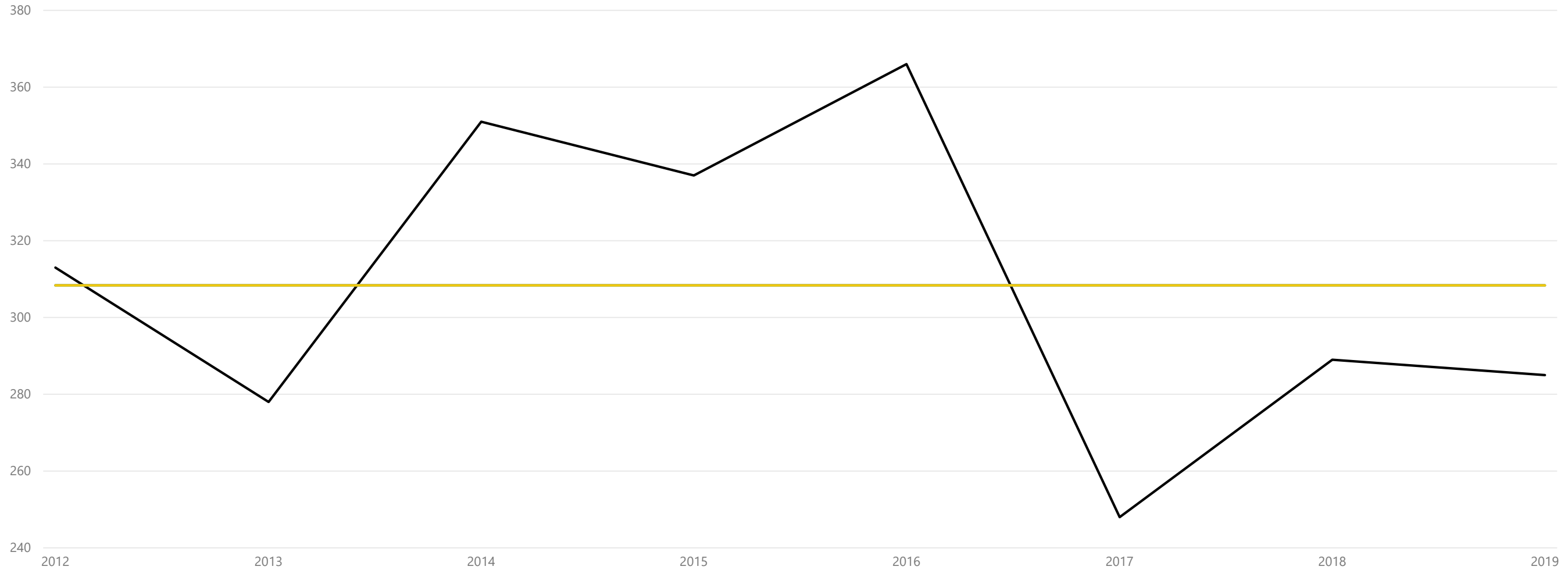
Property Crimes Z Scores



UCR Annual Overview - Agg Assault



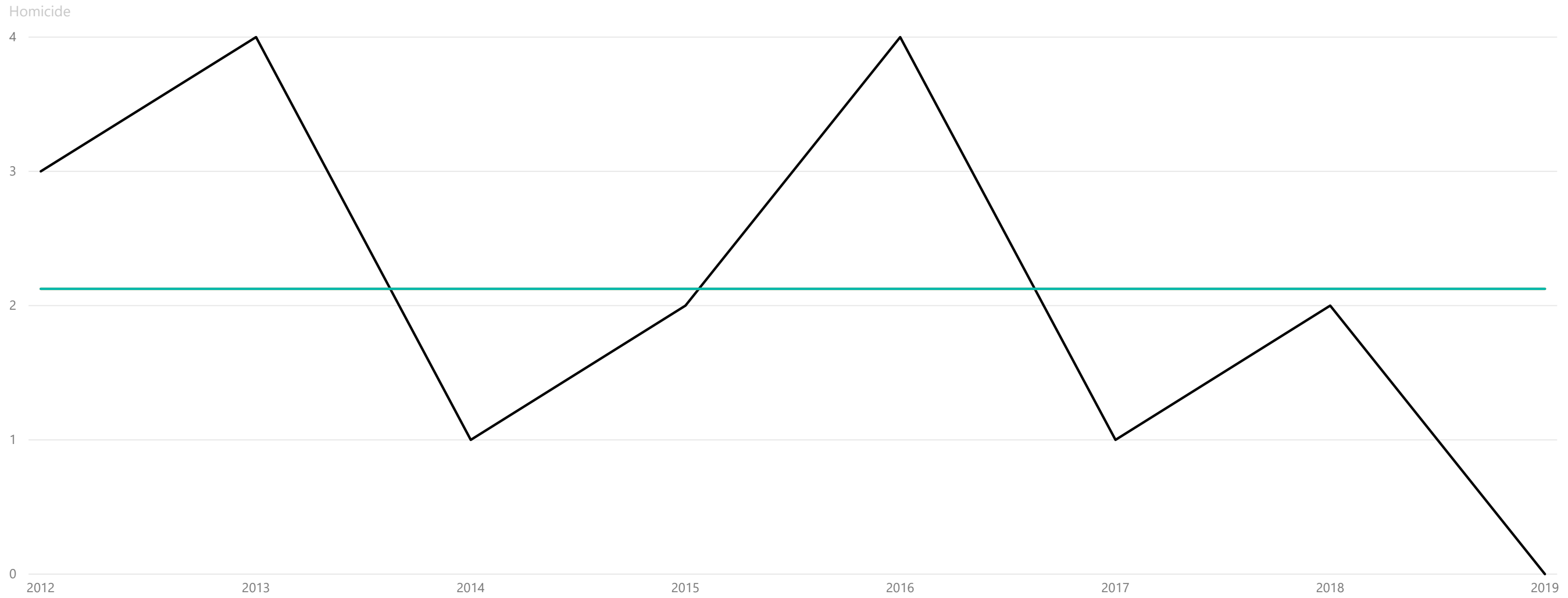
Agg Assault



UCR Annual Overview - Arson



UCR Annual Overview - Homicide



UCR Annual Overview - Rape



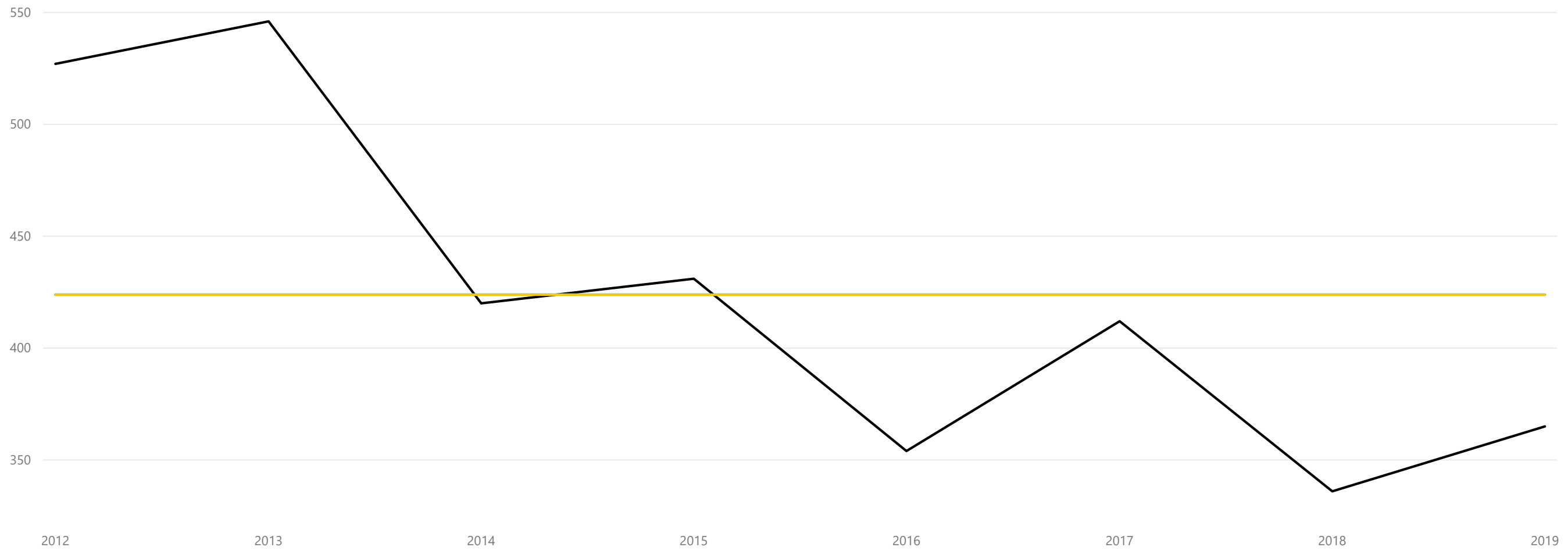
UCR Annual Overview - Auto Theft



UCR Annual Overview - Burglary



Burglary



UCR Annual Overview - Robbery



Robbery



UCR Annual Overview - Larceny

