







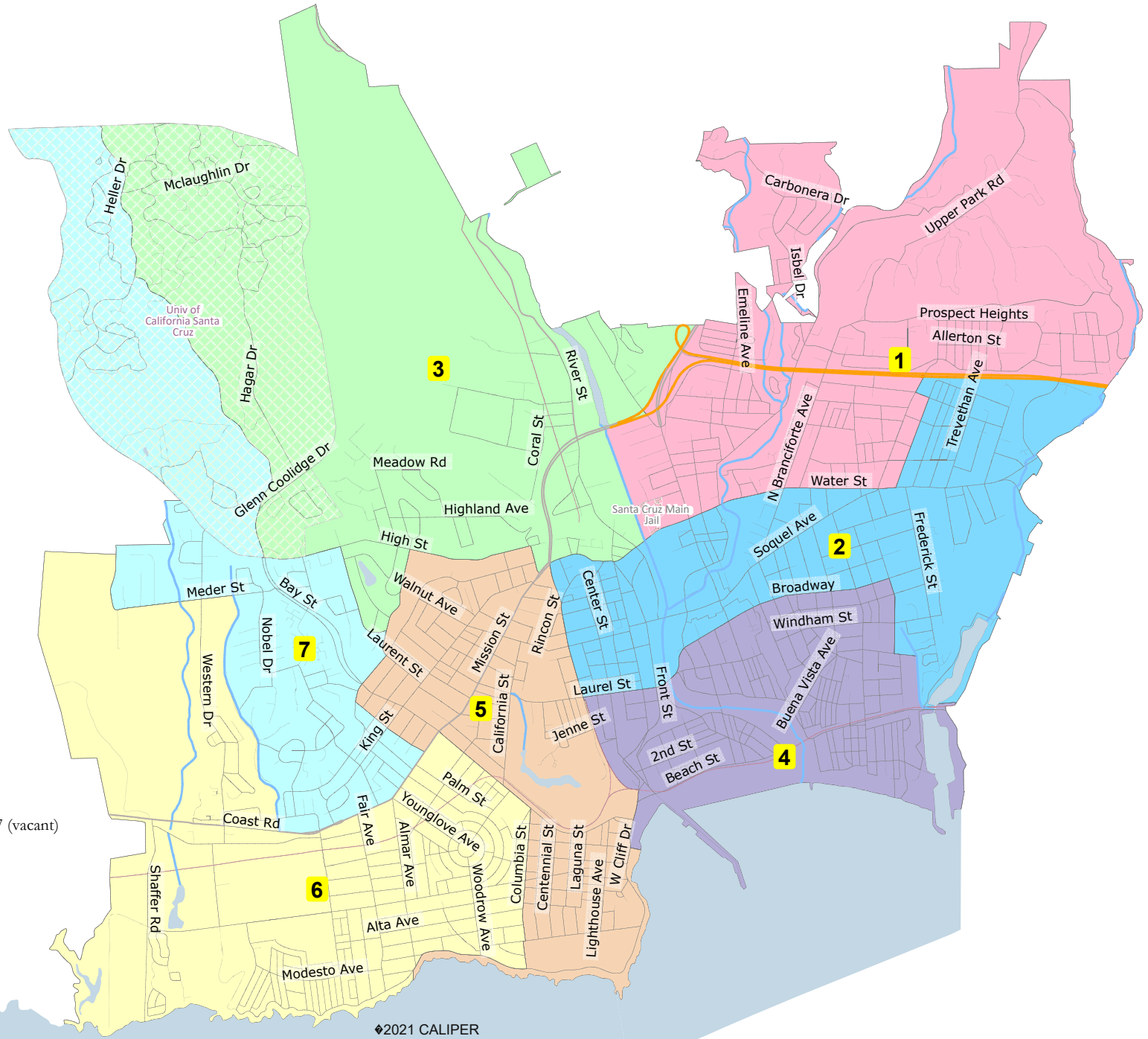


# Draft 103

**Map layers**

-  Map 103
-  Census Block
-  Landmark Area
-  Landmark Point
-  Water Area
-  Railroad
-  River
-  Streets



Proposed Election Sequence:  
 2022: 4 (Cummings), 5 (Kalantari-Johnson & Meyers), and 6 (Golder)  
 2024: 1 (Watkins), 2 (Brunner), 3 (Brown) and 7 (vacant)

Alternate Election Sequence:  
 2022: 4 (Cummings), 6 (Golder) and 7 (vacant)  
 2024: 1 (Watkins), 2 (Brunner), 3 (Brown) and 5 (Kalantari-Johnson & Meyers)

Map 103

District		1	2	3	4	5	6	7	Total
	Total Pop	8,938	9,240	8,838	8,991	9,049	8,945	9,092	63,093
	Deviation from ideal	-75	227	-175	-22	36	-68	79	402
	% Deviation	-0.83%	2.52%	-1.94%	-0.24%	0.40%	-0.75%	0.88%	4.46%
Total Pop	% Hisp	22.7%	22%	30%	33%	19%	16%	26%	24%
	% NH White	64%	62%	45%	54%	65%	67%	47%	58%
	% NH Black	2%	3%	7%	2%	2%	2%	5%	3%
	% Asian-American	7%	7%	15%	7%	10%	9%	20%	11%
Citizen Voting Age Pop	Total	6,787	7,288	7,912	5,932	7,075	7,145	8,564	50,704
	% Hisp	13%	13%	21%	18%	11%	13%	22%	16%
	% NH White	75%	78%	50%	70%	77%	77%	55%	68%
	% NH Black	1%	1%	4%	4%	3%	1%	2%	2%
	% Asian/Pac.Isl.	8%	4%	22%	4%	7%	7%	17%	11%
Voter Registration (Nov 2020)	Total	6,432	6,201	3,491	5,568	6,725	6,500	4,385	39,302
	% Latino est.	13%	13%	13%	17%	11%	11%	13%	13%
	% Spanish-Surnamed	12%	12%	12%	16%	10%	10%	12%	12%
	% Asian-Surnamed	3%	3%	4%	3%	3%	3%	7%	4%
	% Filipino-Surnamed	1%	1%	1%	1%	1%	1%	1%	1%
	% NH White est.	82%	81%	78%	77%	83%	84%	78%	81%
	% NH Black	1%	1%	4%	3%	2%	1%	1%	2%
Voter Turnout (Nov 2020)	Total	5,632	5,321	2,543	4,546	5,784	5,598	3,599	33,023
	% Latino est.	11%	12%	12%	15%	10%	10%	11%	11%
	% Spanish-Surnamed	11%	11%	11%	14%	10%	10%	10%	11%
	% Asian-Surnamed	3%	3%	3%	3%	3%	3%	6%	3%
	% Filipino-Surnamed	1%	1%	1%	1%	1%	1%	1%	1%
	% NH White est.	84%	82%	80%	79%	84%	85%	81%	82%
	% NH Black	1%	1%	4%	3%	2%	1%	1%	2%
Voter Turnout (Nov 2018)	Total	4,594	4,282	2,630	3,590	4,365	4,690	3,454	27,605
	% Latino est.	9%	10%	13%	12%	10%	9%	14%	11%
	% Spanish-Surnamed	8%	9%	13%	12%	9%	9%	13%	10%
	% Asian-Surnamed	3%	2%	5%	2%	3%	2%	5%	3%
	% Filipino-Surnamed	1%	1%	1%	1%	1%	1%	1%	1%
	% NH White est.	86%	86%	77%	81%	84%	86%	77%	83%
	% NH Black est.	1%	1%	4%	3%	2%	1%	1%	2%
ACS Pop. Est.	Total	9,176	8,887	9,458	8,906	8,681	8,806	10,644	64,558
Age	age0-19	18%	16%	46%	18%	17%	18%	35%	24%
	age20-60	59%	64%	45%	69%	59%	59%	55%	58%
	age60plus	22%	20%	10%	14%	24%	23%	10%	17%
Immigration	immigrants	14%	15%	14%	16%	16%	12%	15%	15%
	naturalized	36%	38%	36%	32%	34%	55%	34%	37%
Language spoken at home	english	78%	78%	63%	70%	82%	81%	67%	74%
	spanish	15%	14%	15%	23%	10%	9%	15%	14%
	asian-lang	5%	2%	14%	3%	4%	4%	12%	7%
	other lang	2%	6%	8%	4%	4%	6%	6%	5%
Language Fluency	Speaks Eng. "Less than Very Well"	10%	4%	4%	12%	4%	4%	5%	6%
Education (among those age 25+)	hs-grad	37%	39%	27%	37%	31%	26%	25%	33%
	bachelor	28%	25%	34%	22%	31%	34%	23%	28%
	graduatedegree	19%	23%	25%	21%	28%	27%	43%	26%
Child in Household	child-under18	26%	18%	22%	17%	19%	20%	22%	20%
Pct of Pop. Age 16+	employed	63%	73%	47%	76%	67%	62%	53%	62%
Household Income	income 0-25k	18%	23%	17%	32%	22%	19%	20%	22%
	income 25-50k	11%	16%	9%	20%	13%	14%	16%	15%
	income 50-75k	8%	16%	14%	11%	12%	9%	11%	11%
	income 75-200k	41%	36%	38%	30%	35%	37%	38%	36%
	income 200k-plus	21%	9%	22%	8%	18%	21%	15%	15%
Housing Stats	single family	80%	53%	72%	48%	71%	80%	67%	66%
	multi-family	20%	47%	28%	52%	29%	20%	33%	34%
	rented	37%	63%	33%	77%	47%	46%	47%	53%
	owned	63%	37%	67%	23%	53%	54%	53%	47%

Total population data from the 2020 Decennial Census.

Surname-based Voter Registration and Turnout data from the California Statewide Database.

Latino voter registration and turnout data are Spanish-surname counts adjusted using Census Population Department undercount estimates. NH White and NH Black registration and turnout counts estimated by NDC. Citizen Voting Age Pop., Age, Immigration, and other demographics from the 2015-2019 American Community Survey and Special Tabulation 5-year data.