

# Member Trip Activity Summary

Santa Cruz BCycle  
2023-08-01 - 2023-08-31

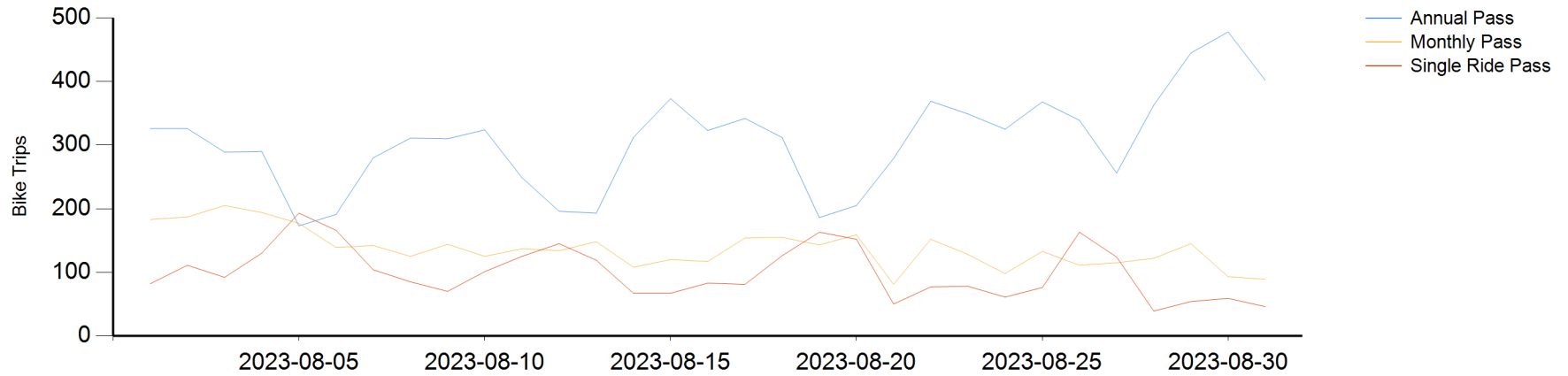
User Type	Membership Type	Checkout Date	Bike Trips	User Count	Bikes Used
Casual	Single Ride Pass		3,089	1,611	342
			3,089	1,611	342
Member	Annual Pass		9,484	778	348
	Monthly Pass		4,263	484	344
			13,747	1,254	348
<b>Total</b>			<b>16,836</b>	<b>2,688</b>	<b>348</b>

User Type	Membership Type	GPSData	Checkout Date	Bike Trips	Total Duration	Avg Duration	Distance (miles)	Est Carbon Offset	Est Calories Burned
Casual	Single Ride Pass			3,089	131,968	43	17,430	16,546	695,550
				3,089	131,968	43	17,430	16,546	695,550
Member	Annual Pass			9,484	149,664	16	20,695	19,629	822,108
	Monthly Pass			4,263	82,742	19	10,951	10,390	435,631
				13,747	232,406	17	31,646	30,019	1,257,739
<b>Total</b>				<b>16,836</b>	<b>364,374</b>	<b>22</b>	<b>49,076</b>	<b>46,565</b>	<b>1,953,289</b>

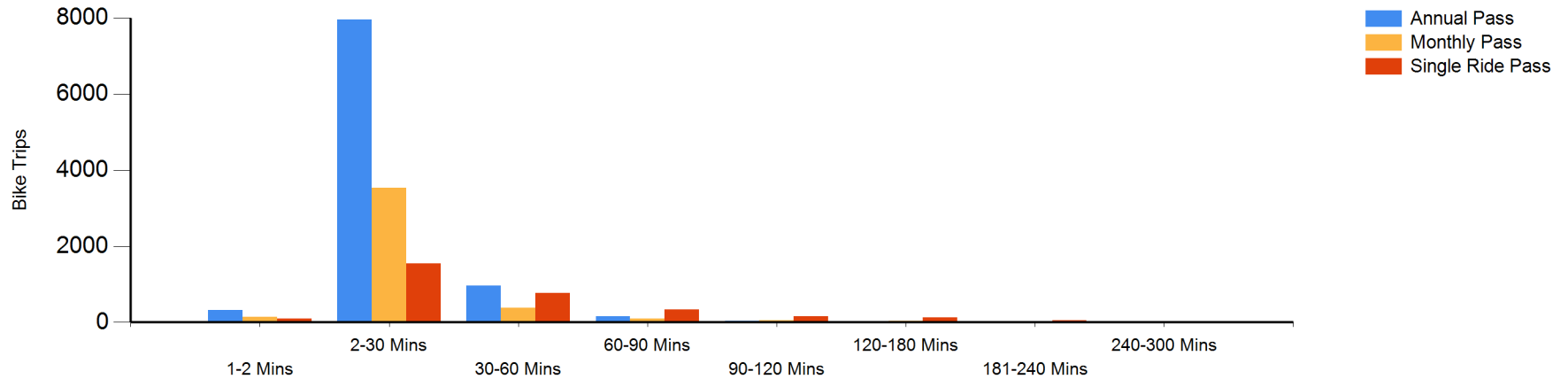
# Member Trip Activity Summary

Santa Cruz BCycle  
2023-08-01 - 2023-08-31

### Trip Volume by Membership Type



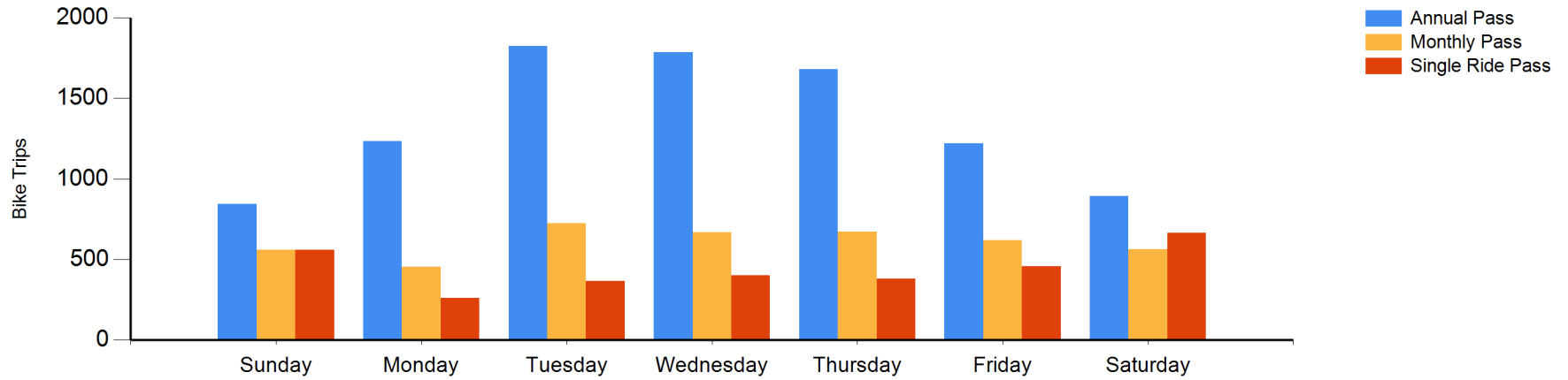
### Trip Volume by Duration



# Member Trip Activity Summary

Santa Cruz BCycle  
2023-08-01 - 2023-08-31

### Trip Volume by Day of Week



### Trip Volume by Hour of Day

