

Member Trip Activity Summary

Santa Cruz BCycle
2023-07-01 - 2023-07-31

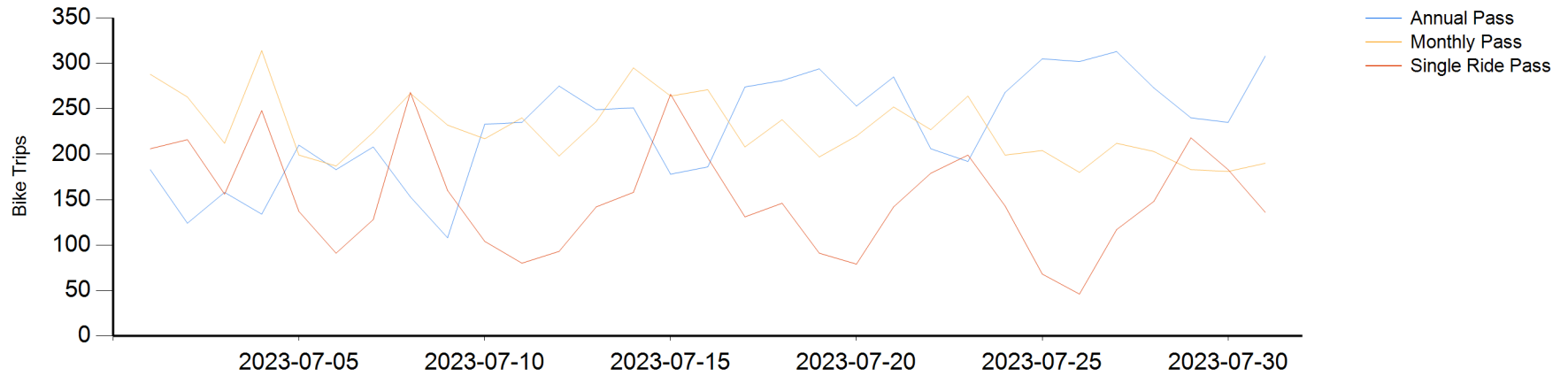
User Type	Membership Type	Checkout Date	Bike Trips	User Count	Bikes Used
Casual	Single Ride Pass		4,675	2,411	325
			4,675	2,411	325
Member	Annual Pass		7,097	571	329
	Monthly Pass		7,065	828	331
			14,162	1,387	332
Total			18,837	3,591	332

User Type	Membership Type	GPSData	Checkout Date	Bike Trips	Total Duration	Avg Duration	Distance (miles)	Est Carbon Offset	Est Calories Burned
Casual	Single Ride Pass			4,675	221,705	47	28,624	27,173	1,142,462
				4,675	221,705	47	28,624	27,173	1,142,462
Member	Annual Pass			7,097	125,044	18	17,120	16,240	680,852
	Monthly Pass			7,065	156,745	22	19,735	18,724	785,541
				14,162	281,789	20	36,855	34,964	1,466,393
Total				18,837	503,494	27	65,479	62,136	2,608,855

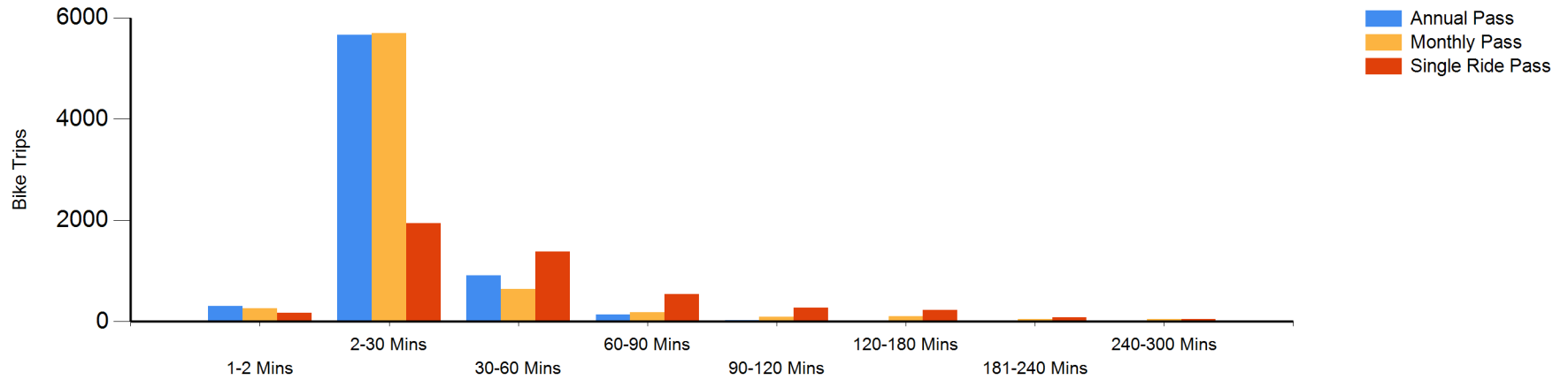
Member Trip Activity Summary

Santa Cruz BCycle
2023-07-01 - 2023-07-31

Trip Volume by Membership Type



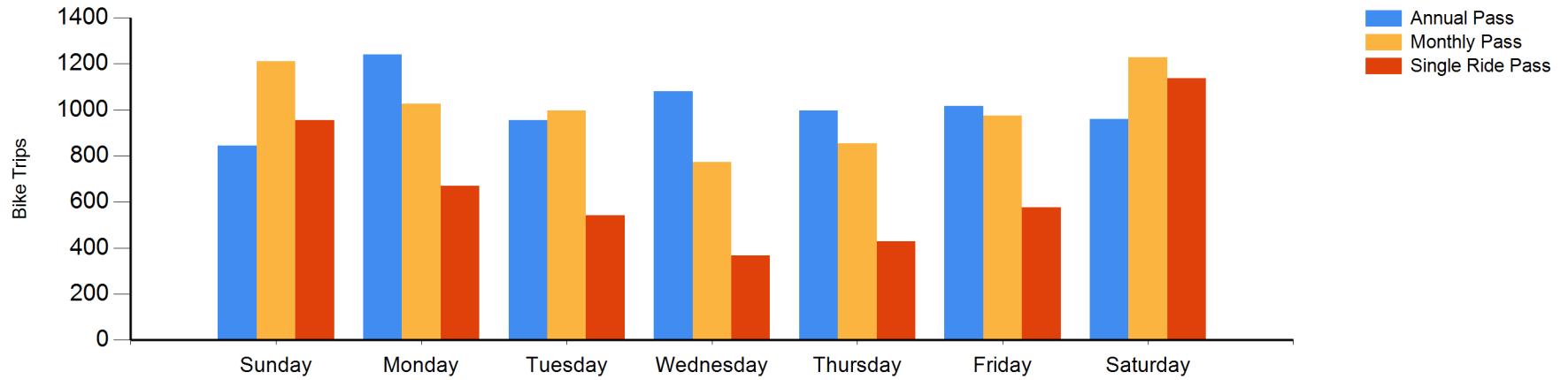
Trip Volume by Duration



Member Trip Activity Summary

Santa Cruz BCycle
2023-07-01 - 2023-07-31

Trip Volume by Day of Week



Trip Volume by Hour of Day

