

# Member Trip Activity Summary

Santa Cruz BCycle  
2023-10-01 - 2023-10-31

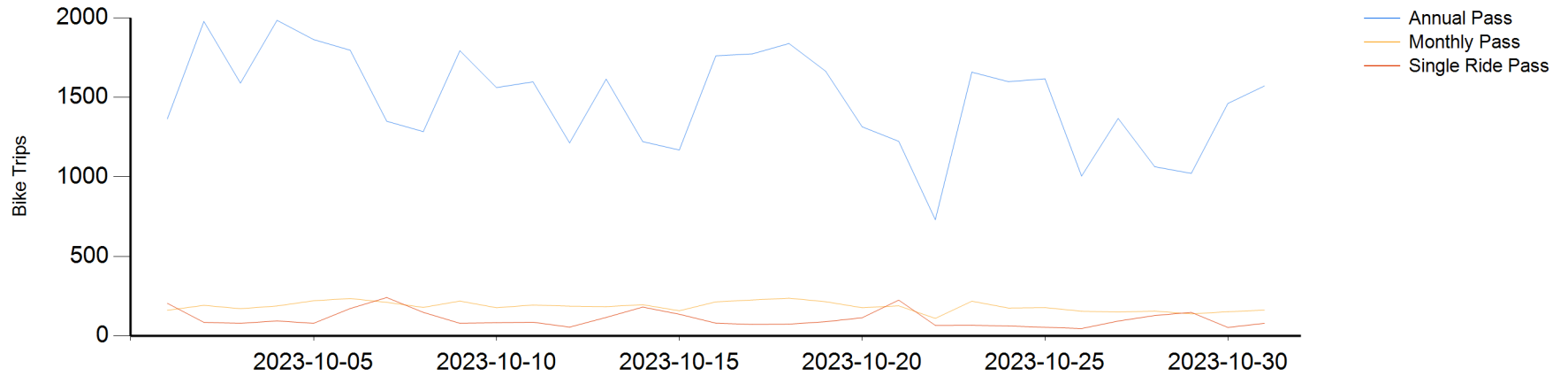
User Type	Membership Type	Checkout Date	Bike Trips	User Count	Bikes Used
Casual	Single Ride Pass		3,289	1,810	348
			3,289	1,810	348
Member	Annual Pass		46,066	2,804	350
	Monthly Pass		5,725	421	349
			51,791	3,213	350
<b>Total</b>			<b>55,080</b>	<b>4,702</b>	<b>350</b>

User Type	Membership Type	GPSData	Checkout Date	Bike Trips	Total Duration	Avg Duration	Distance (miles)	Est Carbon Offset	Est Calories Burned
Casual	Single Ride Pass			3,289	113,912	35	15,257	14,478	608,350
				3,289	113,912	35	15,257	14,478	608,350
Member	Annual Pass			46,066	579,196	13	81,644	77,341	3,237,086
	Monthly Pass			5,725	87,988	15	11,996	11,377	476,490
				51,791	667,184	13	93,639	88,718	3,713,576
<b>Total</b>				<b>55,080</b>	<b>781,096</b>	<b>14</b>	<b>108,897</b>	<b>103,196</b>	<b>4,321,926</b>

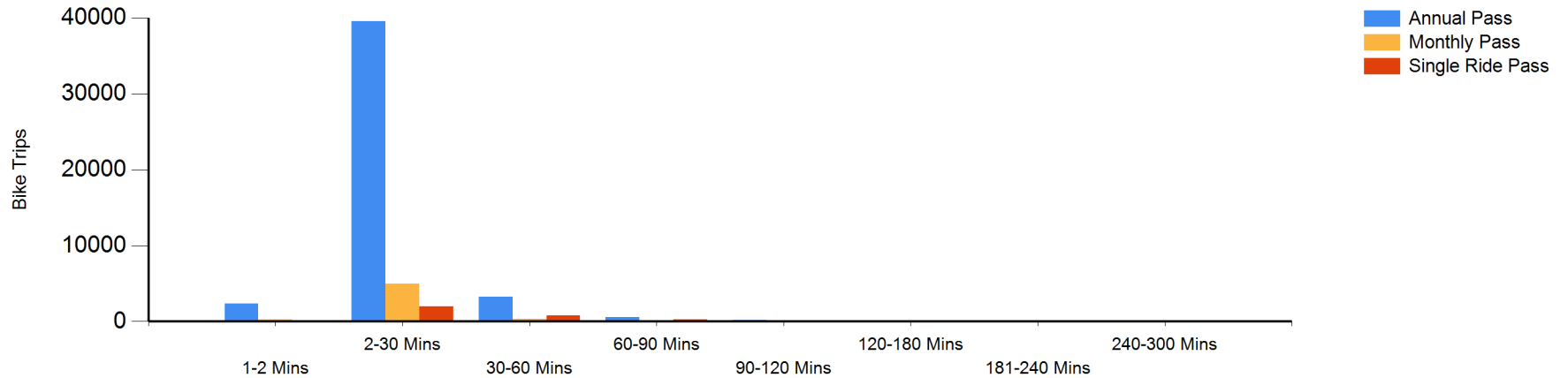
# Member Trip Activity Summary

Santa Cruz BCycle  
2023-10-01 - 2023-10-31

### Trip Volume by Membership Type



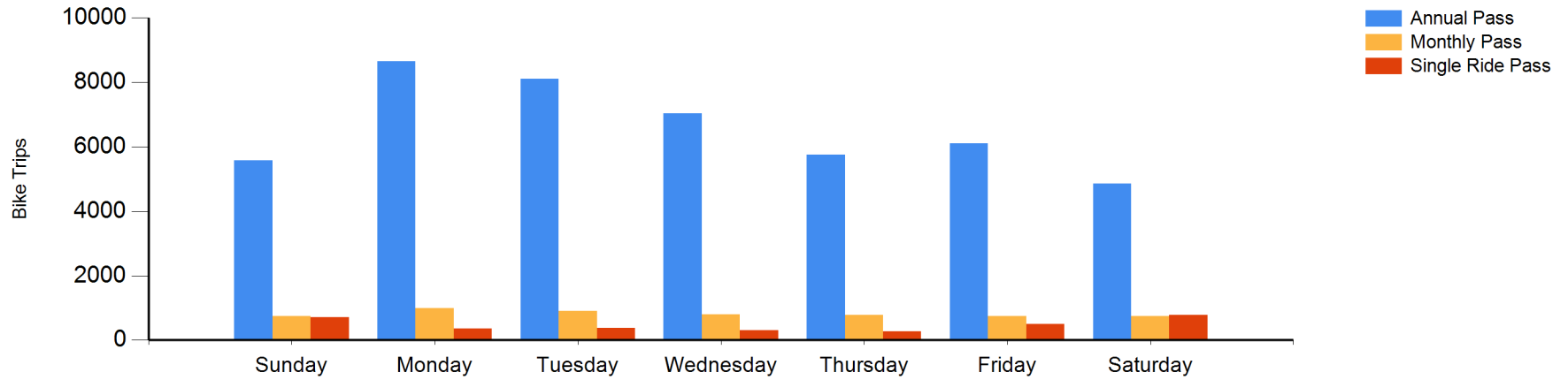
### Trip Volume by Duration



# Member Trip Activity Summary

Santa Cruz BCycle  
2023-10-01 - 2023-10-31

### Trip Volume by Day of Week



### Trip Volume by Hour of Day

