

# Member Trip Activity Summary

Santa Cruz BCycle  
2023-11-01 - 2023-11-30

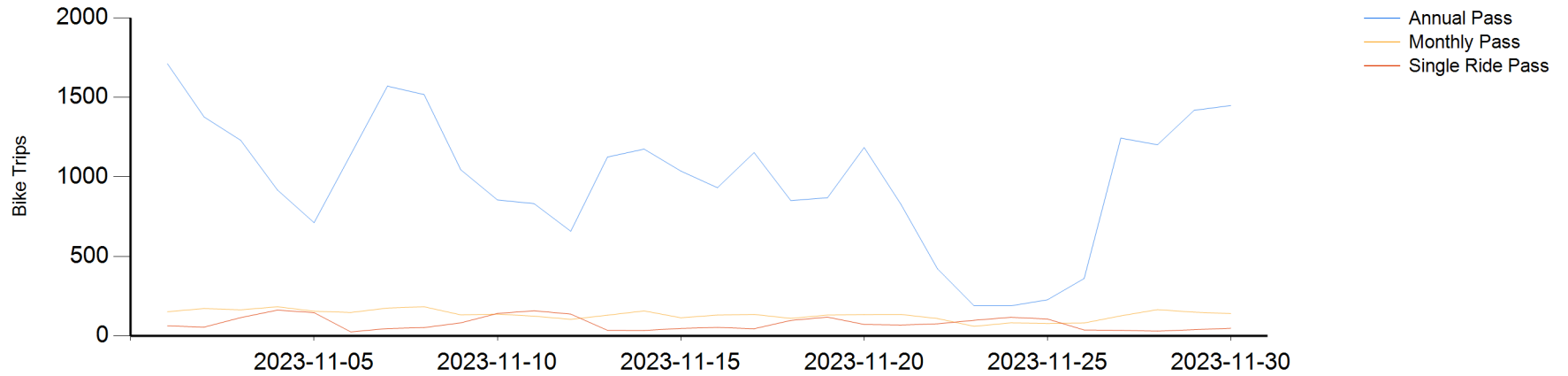
User Type	Membership Type	Checkout Date	Bike Trips	User Count	Bikes Used
Casual	Single Ride Pass		2,337	1,315	329
			2,337	1,315	329
Member	Annual Pass		29,427	2,447	337
	Monthly Pass		3,995	361	332
			33,422	2,800	337
<b>Total</b>			<b>35,759</b>	<b>3,942</b>	<b>337</b>

User Type	Membership Type	GPSData	Checkout Date	Bike Trips	Total Duration	Avg Duration	Distance (miles)	Est Carbon Offset	Est Calories Burned
Casual	Single Ride Pass			2,337	88,907	38	11,863	11,259	473,242
				2,337	88,907	38	11,863	11,259	473,242
Member	Annual Pass			29,427	356,669	12	50,427	47,750	1,997,625
	Monthly Pass			3,995	61,454	15	8,519	8,074	338,207
				33,422	418,123	13	58,947	55,823	2,335,832
<b>Total</b>				<b>35,759</b>	<b>507,030</b>	<b>14</b>	<b>70,810</b>	<b>67,083</b>	<b>2,809,074</b>

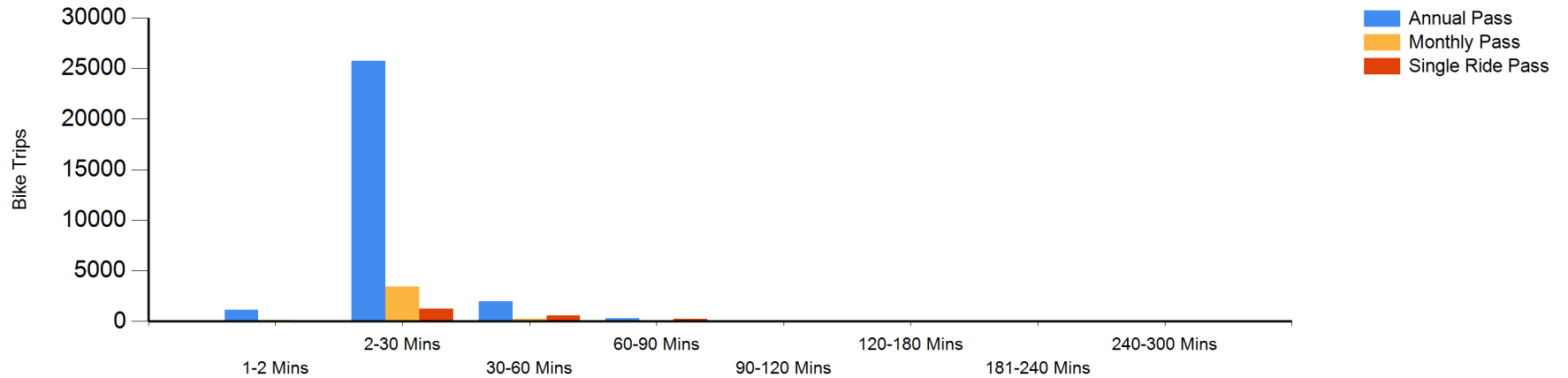
# Member Trip Activity Summary

Santa Cruz BCycle  
2023-11-01 - 2023-11-30

### Trip Volume by Membership Type



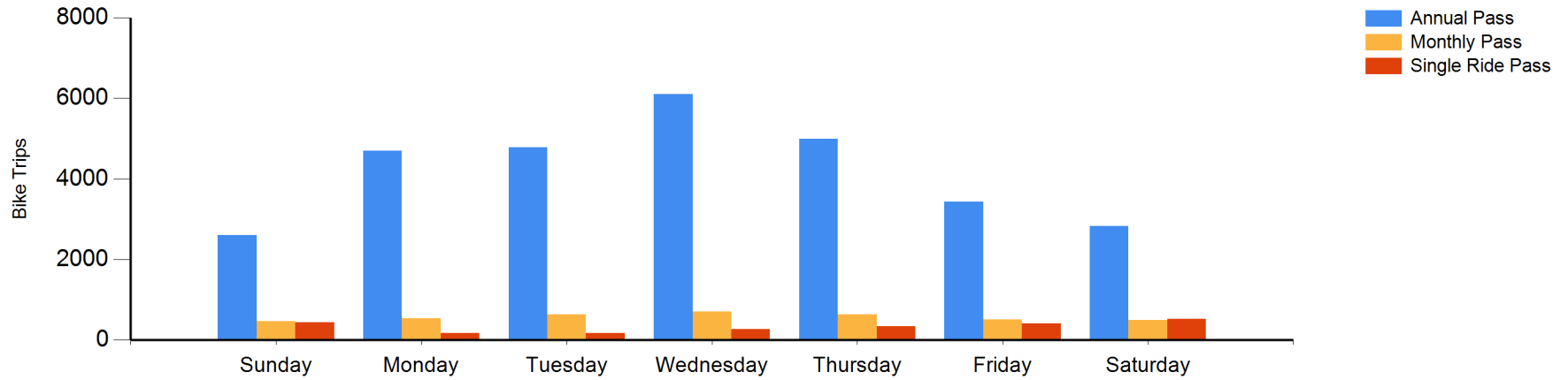
### Trip Volume by Duration



# Member Trip Activity Summary

Santa Cruz BCycle  
2023-11-01 - 2023-11-30

### Trip Volume by Day of Week



### Trip Volume by Hour of Day

