

# Member Trip Activity Summary

Santa Cruz BCycle  
2023-09-01 - 2023-09-30

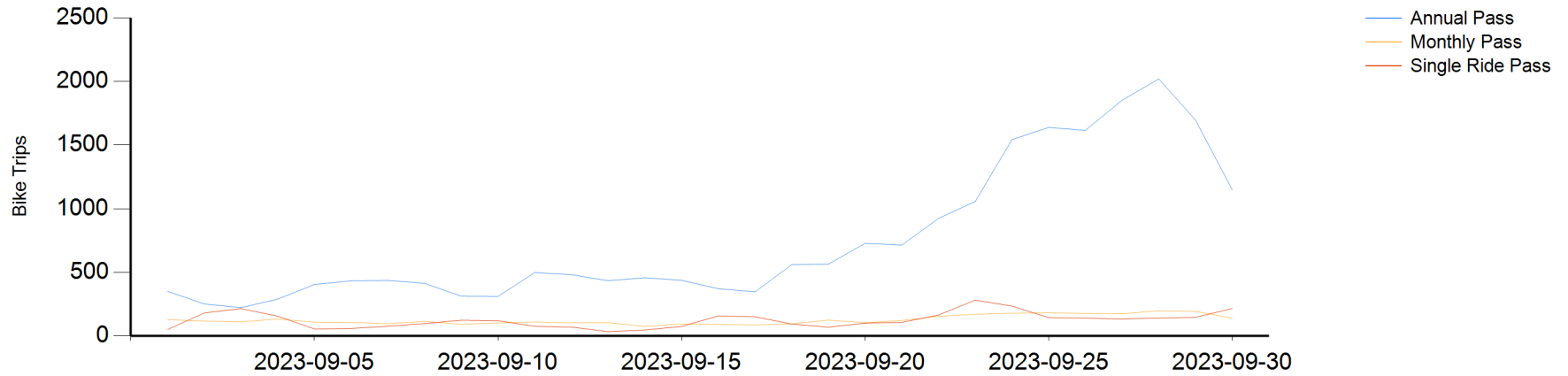
User Type	Membership Type	Checkout Date	Bike Trips	User Count	Bikes Used
Casual	Single Ride Pass		3,692	2,106	370
			3,692	2,106	370
Member	Annual Pass		22,508	2,028	370
	Monthly Pass		3,769	445	369
			26,277	2,466	370
<b>Total</b>			29,969	4,261	370

User Type	Membership Type	GPSData	Checkout Date	Bike Trips	Total Duration	Avg Duration	Distance (miles)	Est Carbon Offset	Est Calories Burned
Casual	Single Ride Pass			3,692	149,072	40	19,451	18,462	775,921
				3,692	149,072	40	19,451	18,462	775,921
Member	Annual Pass			22,508	334,390	15	46,478	44,059	1,845,879
	Monthly Pass			3,769	70,692	19	9,325	8,848	370,900
				26,277	405,082	15	55,803	52,906	2,216,779
<b>Total</b>				29,969	554,154	18	75,253	71,368	2,992,700

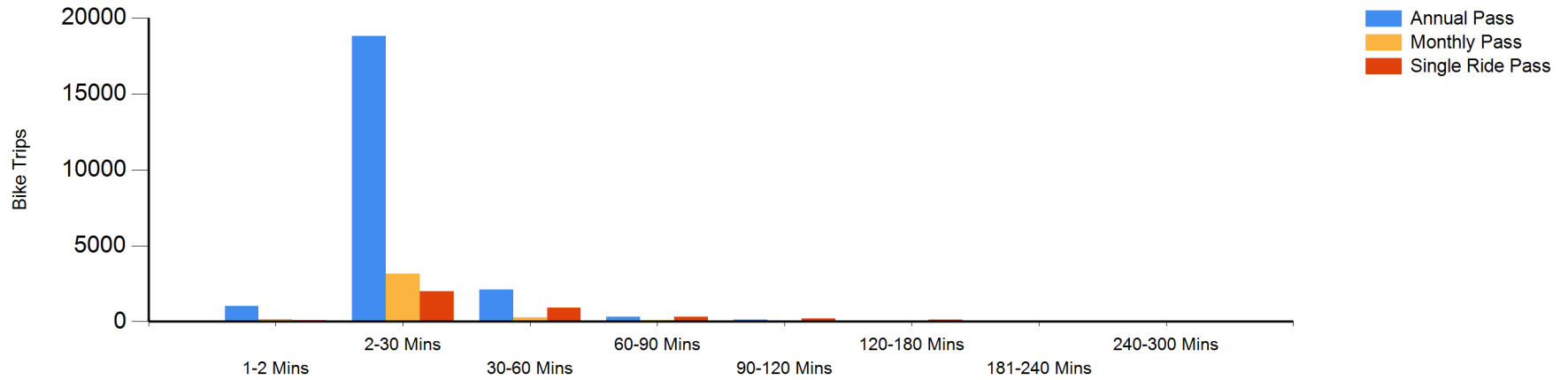
# Member Trip Activity Summary

Santa Cruz BCycle  
2023-09-01 - 2023-09-30

### Trip Volume by Membership Type



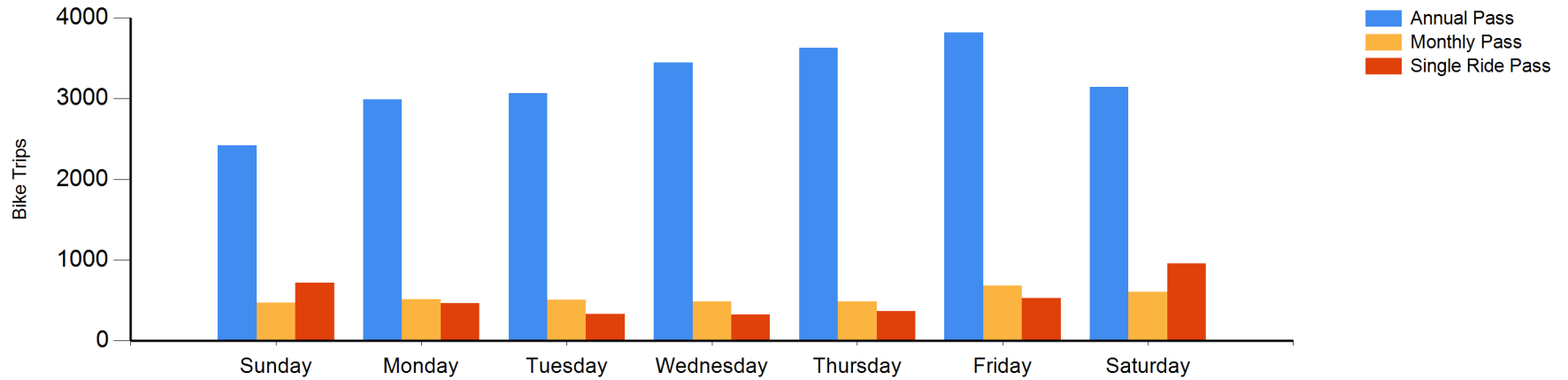
### Trip Volume by Duration



# Member Trip Activity Summary

Santa Cruz BCycle  
2023-09-01 - 2023-09-30

### Trip Volume by Day of Week



### Trip Volume by Hour of Day

